



**THE DATASHEET OF
MMBZ5234BW_R1_00001**



MMBZ5221BW ~ MMBZ5267BW Series

SURFACE MOUNT SILICON ZENER DIODES

VOLTAGE 2.4 to 75 Volts **POWER** 200 mWatts

SOT-323

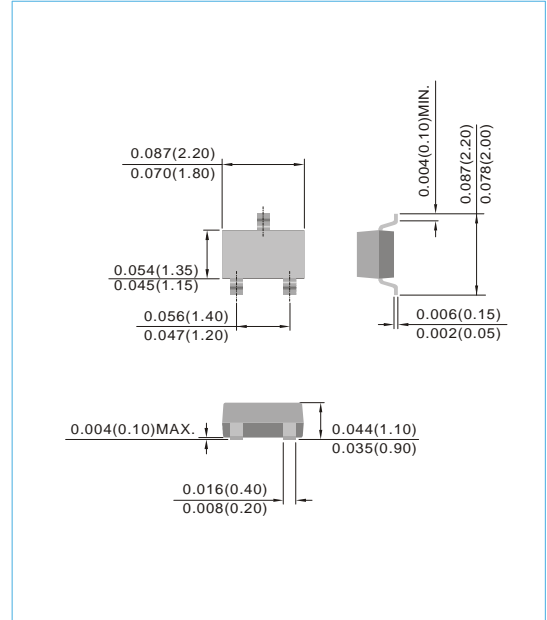
Unit : inch(mm)

FEATURES

- Planar Die construction
- 200mW Power Dissipation
- Zener Voltages from 2.4V~75V
- Ideally Suited for Automated Assembly Processes
- Lead free in compliance with EU RoHS 2.0
- Green molding compound as per IEC 61249 standard

MECHANICAL DATA

- Case : SOT-323, Plastic
- Terminals : Solderable per MIL-STD-750, Method 2026
- Apprx. Weight : 0.005 grams

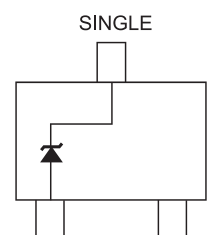


MAXIMUM RATINGS AND ELECTRICAL CHARACTERISTICS

PARAMETER	SYMBOL	VALUE	UNITS
Power Dissipation @ $T_A=25^{\circ}\text{C}$ (Note 1)	P_D	200	mW
Operating Junction Temperature and Storage Temperature Range	T_J	-55 to +150	$^{\circ}\text{C}$

NOTES :

1. Mounted on 100cm^2 (1mm thick) copper areas.



MMBZ5221BW ~ MMBZ5267BW Series

Part Number	Nominal Zener Voltage			Max. Zener Impedance				Max Reverse Leakage Current		Marking Code
	Vz @ IZT			Z _{ZT} @ IZT		Z _{ZK} @ IZK		I _R @ V _R		
	Nom. V	Min. V	Max. V	Ω	mA	Ω	mA	μA	V	
200 mWatts Zener Diodes										
MMBZ5221BW	2.4	2.28	2.52	30	20.0	1200	0.25	100	1.0	C1
MMBZ5222BW	2.5	2.38	2.63	30	20.0	1250	0.25	100	1.0	C2
MMBZ5223BW	2.7	2.57	2.84	30	20.0	1300	0.25	75	1.0	C3
MMBZ5224BW	2.8	2.66	2.94	30	20	1400	0.25	75	1.0	C4
MMBZ5225BW	3.0	2.85	3.15	30	20.0	1600	0.25	50	1.0	C5
MMBZ5226BW	3.3	3.14	3.47	28	20.0	1600	0.25	25	1.0	D1
MMBZ5227BW	3.6	3.42	3.78	24	20.0	1700	0.25	15	1.0	D2
MMBZ5228BW	3.9	3.71	4.10	23	20.0	1900	0.25	10	1.0	D3
MMBZ5229BW	4.3	4.09	4.52	22	20.0	2000	0.25	5.0	1.0	D4
MMBZ5230BW	4.7	4.47	4.94	19	20.0	1900	0.25	5.0	2.0	D5
MMBZ5231BW	5.1	4.85	5.36	17	20.0	1600	0.25	5.0	2.0	E1
MMBZ5232BW	5.6	5.32	5.88	11	20.0	1600	0.25	5.0	3.0	E2
MMBZ5233BW	6.0	5.7	6.3	7.0	20	1600	0.25	5.0	3.5	E3
MMBZ5234BW	6.2	5.89	6.51	7	20.0	1000	0.25	5.0	4.0	E4
MMBZ5235BW	6.8	6.46	7.14	5	20.0	750	0.25	3.0	5.0	E5
MMBZ5236BW	7.5	7.13	7.88	6	20.0	500	0.25	3.0	6.0	F1
MMBZ5237BW	8.2	7.79	8.61	8	20.0	500	0.25	3.0	6.0	F2
MMBZ5238BW	8.7	8.27	9.14	8	20.0	600	0.25	3.0	6.5	F3
MMBZ5239BW	9.1	8.65	9.56	10	20.0	600	0.25	3.0	6.5	F4
MMBZ5240BW	10	9.50	10.50	17	20.0	600	0.25	3.0	8.0	F5
MMBZ5241BW	11	10.45	11.55	22	20.0	600	0.25	2.0	8.4	H1
MMBZ5242BW	12	11.40	12.60	30	20.0	600	0.25	1.0	9.1	H2
MMBZ5243BW	13	12.35	13.65	13	9.5	600	0.25	0.5	9.9	H3
MMBZ5244BW	14	13.30	14.70	15	9.0	600	0.25	0.1	10.5	H4
MMBZ5245BW	15	14.25	15.75	16	8.5	600	0.25	0.1	11	H5
MMBZ5246BW	16	15.20	16.80	17	7.8	600	0.25	0.1	12	J1
MMBZ5247BW	17	16.15	17.85	19	7.5	600	0.25	0.1	13	J2
MMBZ5248BW	18	17.10	18.90	21	7.0	600	0.25	0.1	14	J3
MMBZ5249BW	19	18.05	19.95	23	6.6	600	0.25	0.1	14	J4
MMBZ5250BW	20	19.00	21.00	25	6.2	600	0.25	0.1	15	J5
MMBZ5251BW	22	20.90	23.10	29	5.6	600	0.25	0.1	17	K1
MMBZ5252BW	24	22.80	25.20	33	5.2	600	0.25	0.1	18	K2
MMBZ5253BW	25	23.75	26.25	35	5.0	600	0.25	0.1	19	K3
MMBZ5254BW	27	25.65	28.35	41	5.0	600	0.25	0.1	21	K4
MMBZ5255BW	28	26.60	29.40	44	4.5	600	0.25	0.1	21	K5
MMBZ5256BW	30	28.50	31.50	49	4.2	600	0.25	0.1	23	M1
MMBZ5257BW	33	31.35	34.65	58	3.8	700	0.25	0.1	25	M2
MMBZ5258BW	36	34.20	37.80	70	3.4	700	0.25	0.1	27	M3
MMBZ5259BW	39	37.05	40.95	80	3.2	800	0.25	0.1	30	M4
MMBZ5260BW	43	40.85	45.15	93	3.0	900	0.25	0.1	33	M5
MMBZ5261BW	47	44.65	49.35	105	2.7	1000	0.25	0.1	36	N1
MMBZ5262BW	51	48.45	53.55	125	2.5	1100	0.25	0.1	39	N2

MMBZ5221BW ~ MMBZ5267BW Series

Part Number	Nominal Zener Voltage			Max. Zener Impedance				Max Reverse Leakage Current		Marking Code
	V _Z @ I _{ZT}			Z _{ZT} @ I _{ZT}		Z _{ZK} @ I _{ZK}		I _R @ V _R		
	Nom. V	Min. V	Max. V	Ω	mA	Ω	mA	μA	V	
MMBZ5263BW	56	53.2	58.8	150	2.2	1300	0.25	0.1	43	N3
MMBZ5264BW	60	57	63	170	2.1	1400	0.25	0.1	46	N4
MMBZ5265BW	62	58.9	65.1	185	2	1500	0.25	0.1	47	N5
MMBZ5266BW	68	64.6	71.4	230	1.8	1600	0.25	0.1	52	P1
MMBZ5267BW	75	71.25	78.75	270	1.7	1400	0.25	0.1	56	P2

MMBZ5221BW ~ MMBZ5267BW Series

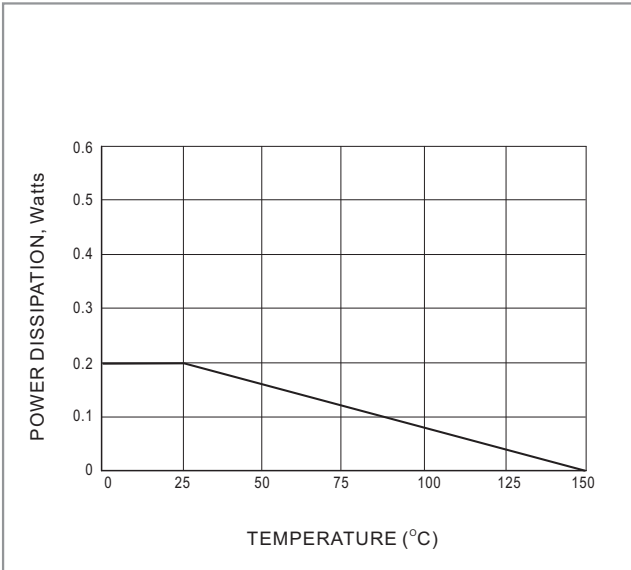


Fig.1 STEADY STATE POWER DERATING

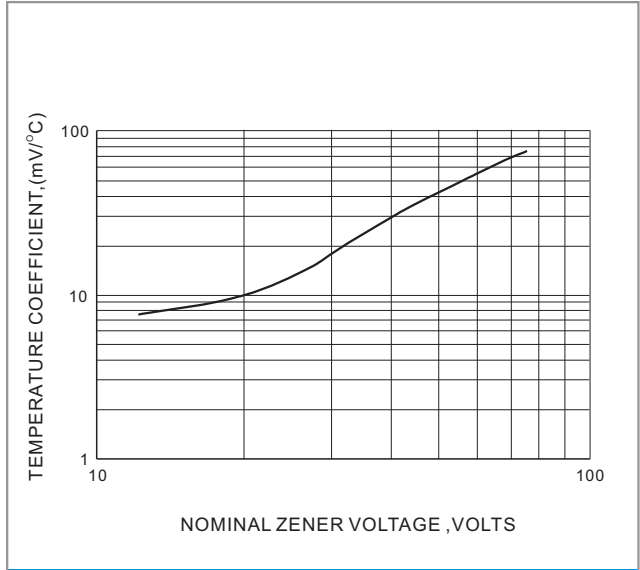


Fig.2 TEMPERATURE COEFFICIENTS

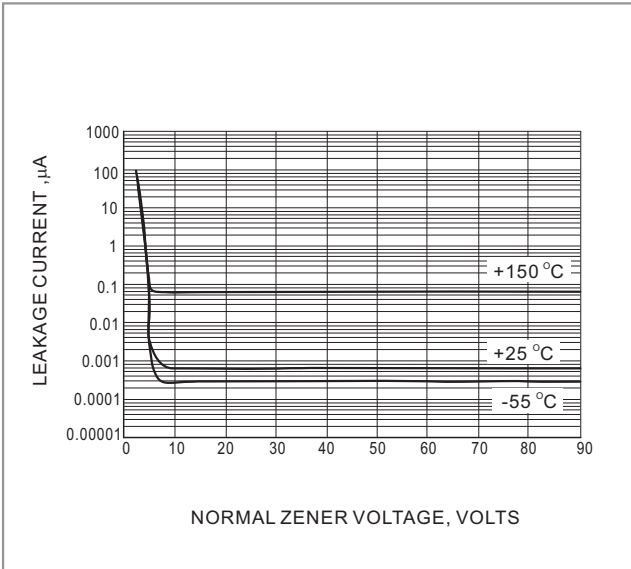


Fig.3 TYPICAL LEAKAGE CURRENT

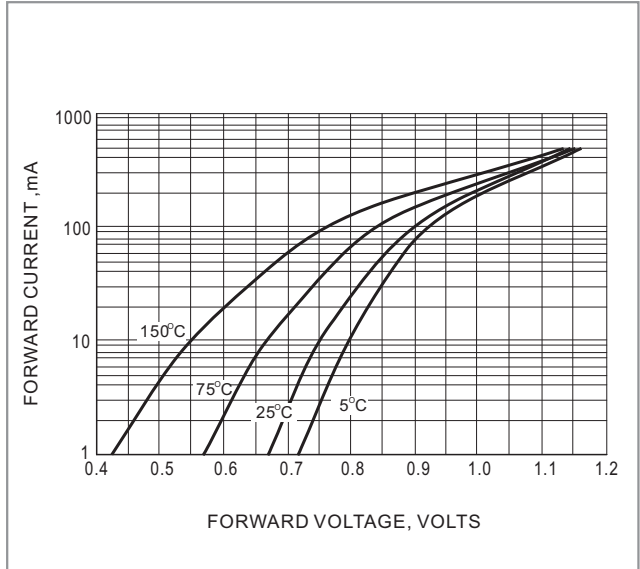


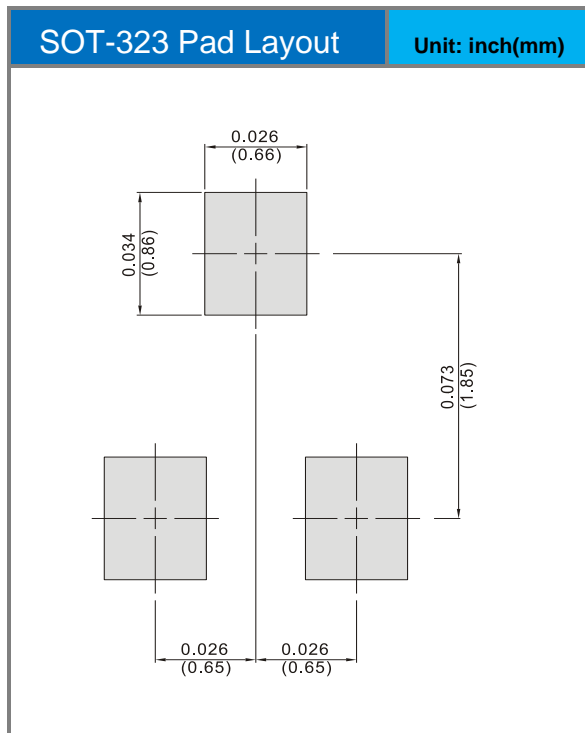
Fig.4 TYPICAL FORWARD VOLTAGE

MMBZ5221BW ~ MMBZ5267BW Series

Product and Packing Information

Part No.	Package Type	Packing Type	Marking
MMBZ52xxBW	SOT-323	3K pcs / 7" reel	See Table

Mounting Pad Layout





MMBZ5221BW ~ MMBZ5267BW Series

Disclaimer

- Reproducing and modifying information of the document is prohibited without permission from Panjit International Inc..
- Panjit International Inc. reserves the rights to make changes of the content herein the document anytime without notification. Please refer to our website for the latest document.
- Panjit International Inc. disclaims any and all liability arising out of the application or use of any product including damages incidentally and consequentially occurred.
- Panjit International Inc. does not assume any and all implied warranties, including warranties of fitness for particular purpose, non-infringement and merchantability.
- Applications shown on the herein document are examples of standard use and operation. Customers are responsible in comprehending the suitable use in particular applications. Panjit International Inc. makes no representation or warranty that such applications will be suitable for the specified use without further testing or modification.
- The products shown herein are not designed and authorized for equipments requiring high level of reliability or relating to human life and for any applications concerning life-saving or life-sustaining, such as medical instruments, transportation equipment, aerospace machinery et cetera. Customers using or selling these products for use in such applications do so at their own risk and agree to fully indemnify Panjit International Inc. for any damages resulting from such improper use or sale.
- Since Panjit uses lot number as the tracking base, please provide the lot number for tracking when complaining.

Looking for pricing, stock, or lifecycle information?

Click below to explore more details on WIN SOURCE:

-  [View MMBZ5234BW_R1_00001 on WIN SOURCE](#)
-  [Panjit Information](#)

Optimize Your Supply Chain with WIN SOURCE Solutions

-  Global Sourcing Solution
-  Obsolete Management
-  Cost Control Management
-  Shortage Management
-  Alternative Solution
-  Excess Inventory Management