



# THE DATASHEET OF ML70.100




PULS does it again:  
practical, versatile and reliable like  
the SilverLine – yet small like  
no other.

**PULS**

CE

UL US LISTED

CB  
scheme



Data Sheet

# MiniLine with DC 24-28V / 72W

- Mounted and connected in record time, no tools required
- World-wide approvals (UL, EN, CSA, CB Scheme) for industry and office/home
- Tiny: WxHxD = 45 x 75 x 91 mm
- NEC Class 2 Power Supply
- Adjustable output voltage up to DC 28V
- Input: AC 115/230V switchable (Manual Select Input)
- PULS Overload Design™ (High output overload capability)

PULS GmbH, Arabellastrasse 15, 81925 München  
Tel. +49.(0)89.9278-244, Fax: +49.(0)89.9278-199  
sales@puls-power.com, <http://www.puls-power.com>

**Mini is more.**

# ◆ Technical Data ML70.100

## ◆ Input

Input voltage	AC 100-120/220-240V (switchable), 47...63Hz (AC 85...132V / AC 184...264V, DC 220...375V)
Input current	<1.6A (@ AC 100V, 72W P <sub>out</sub> ) <0.8A (@ AC 220V, 72W P <sub>out</sub> )
External fusing	Not required, unit provides internal fuse (T3A15H, not accessible)
Transient immunity	Transient resistance acc. to VDE 0160 / W2 (750V / 1.3ms), over entire load range
Hold-up time (see diagram below)	>25ms @ AC 100V, 24V / 3A >27ms @ AC 196V, 24V / 3A >40ms @ AC 230V, 24V / 3A

## ◆ Efficiency, Reliability

Efficiency	typ. 89% (AC 230V, 24V / 3A) (see also diagram below)
Losses	typ. 8.7W (AC 230V, 24V / 3A)
MTBF (Reliability)	appr. 600.000h acc. Siemensnorm SN29500 (24V / 3A, AC 230V, T <sub>amb</sub> = +40°C)


Prior to shipment, every unit undergoes the following tests in order to isolate any defective units which might suffer an early failure:

- Run-in / burn-in (Full load, T<sub>amb</sub> = +60°C, on/off cycle)
- Functional test (100%)

## ◆ Construction, Mechanics, Installation

Robust plastic housing (US Patent No. D442, 923S), fine ventilation grid on three housing sides to keep out small parts (e.g. screws), IP20

Dimensions and weight

- W x H x D 45mm x 75mm x 91mm (+ DIN rail)  
Depth incl. terminals: 91mm (+ DIN rail)
- Weight 260g
- Mounting orientation  (cf. 'Output')

Ventilation/Cooling Normal convection, no fan required

- Free space f. cooling recom'd.: 25mm on sides with ventilation grid

Easy snap-on mounting onto the DIN Rail (TS35/7,5 or TS35/15). Unit sits safely and firmly on the rail; no tools required even to remove

Connection by Spring Clamp terminals; uniformly firm hold, vibration-resistant and maintenance-free: 2 terminals per output

- Connector size range
- flexible cable 0.3-2.5mm<sup>2</sup> (28-12 AWG)
  - solid cable 0.3-4mm<sup>2</sup> (28-12 AWG)  
Ferrules admissible
  - Wire strip length 6mm (0.24in) recommended

## ◆ Output

Output voltage	DC 24-28V adj. by front panel potentiometer; • preset 24.5V ±0.5% at rated load
Voltage regulation	stat. <1% V <sub>out</sub> dyn. <±2% V <sub>out</sub> over all
Ripple/Noise	<50mV <sub>PP</sub> (20MHz bandw., 50 Ω measur.)
Overvoltage prot. (OVP)	<40V
Rated continuous loading	up to 3A @ 24V / 2.6A @ 28V (convection cooling) depending on built-in orientation, V <sub>in</sub> and T <sub>amb</sub> ; for details see derating diagram below
Overload behaviour	<b>PULS Overload Design™</b> : No switch-off at overload/short-circuit, instead: up to 1.5 · I <sub>rated</sub> . So you need no oversizing to start awkward loads.
Protection	Unit is protected against (also permanent) short-circuit, overload and open-circuit.
Derating	see diagram below
Power back immunity	max. 35V
Operating indicator	Green LED

## ◆ Environmental Data, EMC, Safety

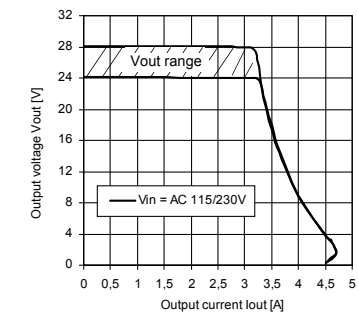
Ambient temperature range (measured 25mm below unit)	• storage/transport -25°C ... +85°C • operation -10°C ... +70°C (for derating see diagram below)
Humidity	max. 95% (without condensation)
Electromagnetic emissions (EME)	EN 61000-6-3 (includes EN 61000-6-4) Class B (EN 55011, EN 55022)
Electromagnetic immunity (EMI)	EN 61000-6-2 (includes EN 61000-6-1)
Safe low voltage:	SELV (EN 60950, VDE0100/T.410), PELV (EN 50178)
Prot. class/degree:	Class I (EN 60950) / IP20 (EN 60529)

The PSU complies with all major **safety approvals** for EU (EN 60 950, EN 60204-1, EN 50178), USA (UL 60950, UL508 LISTED), Canada (CAN/CSA-C22.2 No 60950 [CUR], CAN/CSA-C22.2 No. 14 [CUL]), CB Scheme (IEC 60950). NEC Class 2 Power Supply

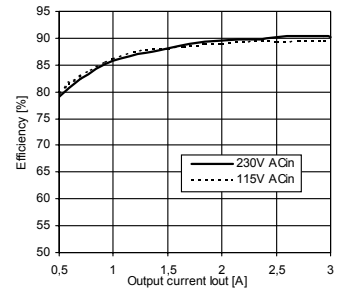
- Design details – for your advantage:
- All terminals are easy to reach as mounted on the front panel.
  - Input and output are strictly apart from each other (input below, output above) and so cannot be mixed up
  - **Mounting and connection do not require any screwdriver**  
→ Easy, quick, durable and reliable installation

## ◆ Diagrams

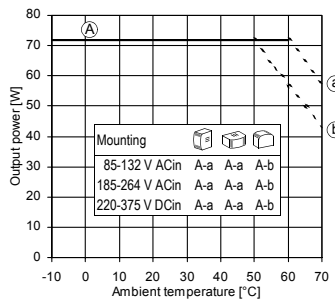
**Output characteristic V<sub>out</sub>/I<sub>out</sub> (min.)**



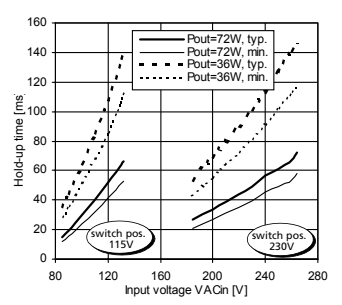
**Efficiency (@ V<sub>out</sub> = 24.5V, typ.)**



**Derating of output power**





**Hold-up time with ACin (@ V<sub>out</sub> = 24.5V, typ. + min.)**



## Looking for pricing, stock, or lifecycle information?

Click below to explore more details on WIN SOURCE:

-  [View ML70.100 on WIN SOURCE](#)
-  [PULS, LP Information](#)

## Optimize Your Supply Chain with WIN SOURCE Solutions

-  Global Sourcing Solution
-  Obsolete Management
-  Cost Control Management
-  Shortage Management
-  Alternative Solution
-  Excess Inventory Management