



**THE DATASHEET OF  
CENB1040A1245F02**



# CENB1040

Universal 40 Watt Series

ITE Switch-Mode Power Supply



3 Year Warranty

- 100-240VAC Universal Input
- Meets EISA2007, CEC Efficiency Level V, EU (EC) No 278/2009 Phase II
- Desktop Style
- Limited Power Source
- Certified to UL/EN60950-1, 2nd Edition
- 5V to 48V Single Output Models, up to 40W
- Modified and Custom Designs Available
- Regulated Output with Low Ripple
- No Load Power Consumption <0.3W
- Impact-Resistant Polycarbonate Enclosure



## Specifications

All Specifications are typical at nominal input, full load at 25°C unless otherwise stated.

AC Input	100-240VAC, +/-10%, 47-63 Hz, 1Ø	MTBF	>100,000 hours (calculated)
Input Current	100VAC: 1.1A	Hold-up Time	18 ms min. @ 115Vac, 60 ms @ 230 Vac
Inrush Current	60 A peak, 264 V, cold start	Overload Protection	Hiccup Mode
Input Fuse	3.15A, 250V Internal Primary Current Fuse is provided	Short Circuit Protection	Hiccup Mode
Efficiency	Meets EISA2007, CEC Efficiency Level V, EU (EC) No 278/2009 Phase II	Topology	Switching – Fixed Frequency Flyback
Output Voltage	See chart	Safety Standards	EN/IEC/CSA/UL60950-1, 2 <sup>nd</sup> Edition, LPS
Output Power	See chart	EMC	See chart below
Ripple and Noise	1% pk-pk max., 20MHz BW	Dielectric Withstand	Input-Output: 4,242Vdc Input-GND: 1,500 Vac, Output-GND: 500Vdc
Line & Load Voltage Regulation	Line: +/- 1%, Load: +/-5%	Operating Temperature	0° to 40°C, no derating
Transient Response	500µs max., 50% load step, typical	Storage Temperature	-30 to +85°C
Minimum Load	Not required	Relative Humidity	5% to 95%, non-condensing
Case Material	Black 94V0 Polycarbonate	Altitude	0 to 10,000 ft
Case Dimensions	102 x 60 x 32mm. See outline drawing	Output Cable	#18AWG (UL1185), 1,500mm, 2 conductor
Weight	250g	Output Connector	2.5mm barrel type (Ault #3), center positive (+)

## EMC Specifications

Conducted Emissions	EN55022 Class B, FCC Part 15, Class B.
Radiated Emissions	EN55022 Class B, FCC Part 15, Class B.
Line Frequency Harmonics	EN61000-3-2, Class A
Voltage Fluctuations/Flicker	EN61000-3-3
Static Discharge Immunity	EN61000-4-2, 6kV Contact Discharge, 8kV air discharge
Radiated RF Immunity	EN61000-4-3, 3V/m.
EFT/Burst Immunity	EN61000-4-4, 2kV/5kHz.
Line Surge Immunity	EN61000-4-5, 1kV differential, 2kV common-mode
Conducted RF Immunity	EN61000-4-6, 3Vrms
Power Frequency Magnetic Field Immunity	EN61000-4-8, 3A/m
Voltage Dip Immunity	EN61000-4-11, Criteria B

# CENB1040

Universal 40 Watt Series



ITE Switch Mode Power Supply

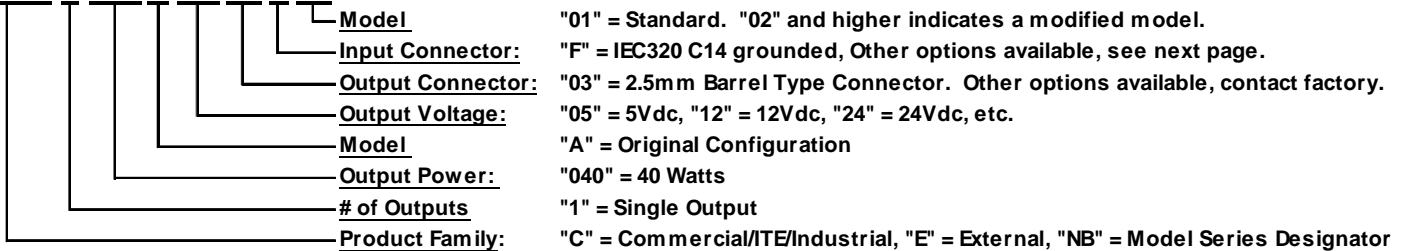
3 Year Warranty

Model Number	Volts (V)	Output Current (max)	Max Watts	Ripple (Vp-p max)
CENB1040A0503F01	5 V	5.00 A	25.0 W	50mV
CENB1040A0903F01	9 V	4.00 A	36.0 W	90mV
CENB1040A1203F01	12 V	3.40 A	40.8 W	120mV
CENB1040A1503F01	15 V	2.76 A	40.5 W	150mV
CENB1040A1803F01	18 V	2.20 A	39.6 W	180mV
CENB1040A2403F01	24 V	1.70 A	40.8 W	240mV
CENB1040A4803F01	48 V	0.83 A	39.8 W	480mV

Notes: Part numbers above include #3 output connector and IEC320 C14 grounded input receptacle. See below for other options.

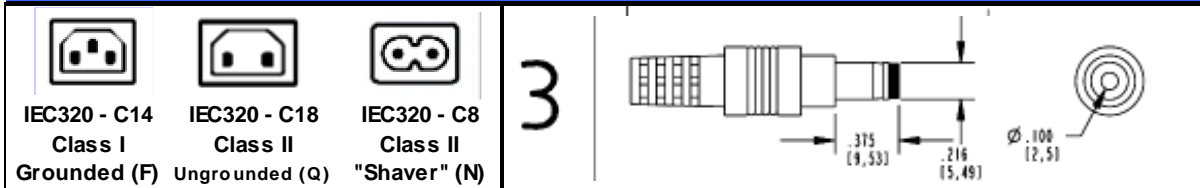
### Model Number Key

### CENB 1 040 A VV 03 F 01

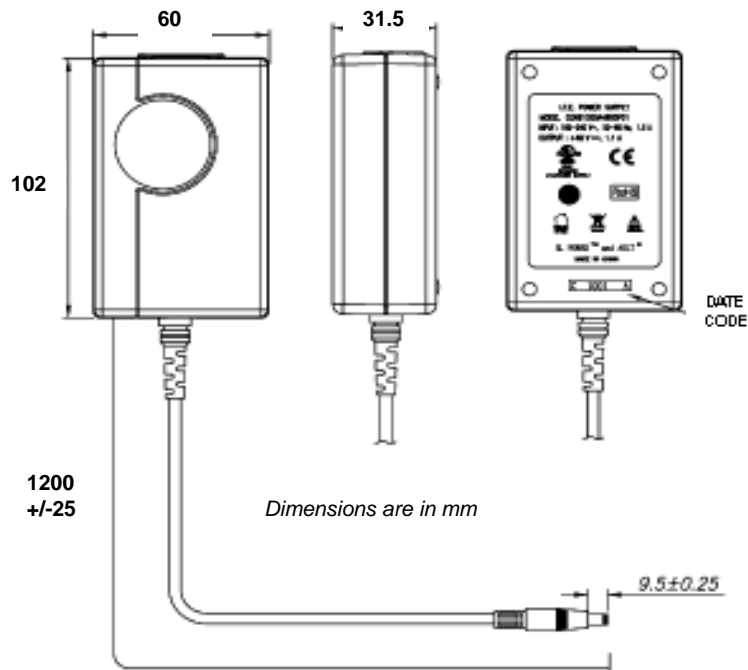


### Input Receptacle Options

### Output Connector



### Outline Drawing



## Looking for pricing, stock, or lifecycle information?

Click below to explore more details on WIN SOURCE:

- ⊖ [View CENB1040A1245F02 on WIN SOURCE](#)
- ⊖ [SL Power Electronics Manufacture of Condor/Ault Brands Information](#)

## Optimize Your Supply Chain with WIN SOURCE Solutions

- ✓ Global Sourcing Solution
- ✓ Obsolete Management
- ✓ Cost Control Management
- ✓ Shortage Management
- ✓ Alternative Solution
- ✓ Excess Inventory Management