




**THE DATASHEET OF  
RCH855NP-101K**



# PIN Power Inductor RCH-855



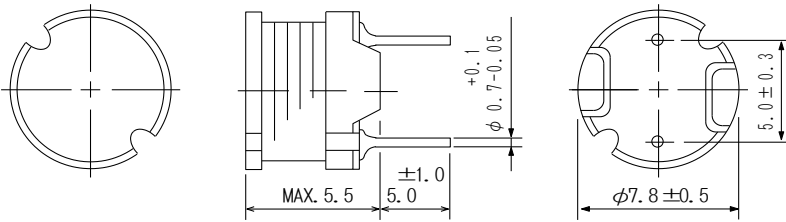
## Description

- Ferrite drum core construction.
- Magnetically unshielded.
- L × W × H: 8.3 × 8.3 × 5.5mm Max.
- Product weight: 0.9g(Ref.)
- Moisture Sensitivity Level: 1
- RoHS compliance.

## Environmental Data

- Operating temperature range: -40°C ~ +100°C (including coil's self temperature rise)
- Storage temperature range: -40°C ~ +100°C

## Dimension - [mm]



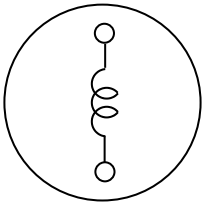
## Packaging

- Box packaging.

## Applications

- Ideally used in Printers, LCD TV, DVD, Copy Machine, Mainboard of the compounding machines etc. as DC-DC Converter inductors.

## Schematics - [mm]



# PIN Power Inductor RCH-855



## Electrical Characteristics

Part Name	Stamp	Inductance ( $\mu\text{H}$ ) [Within] ※ 1	D.C.R( $\Omega$ ) (Max.) (at20°C)	Saturation Current (A) ※2	Temperature rise current (A) ※3
RCH855NP-2R5M	2R5M	2.5 $\pm$ 20%	23m	4.5	3.1
RCH855NP-3R3M	3R3M	3.3 $\pm$ 20%	26m	4.0	2.7
RCH855NP-4R1M	4R1M	4.1 $\pm$ 20%	31m	3.6	2.5
RCH855NP-5R0M	5R0M	5.0 $\pm$ 20%	34m	3.4	2.4
RCH855NP-5R9M	5R9M	5.9 $\pm$ 20%	39m	3.2	2.2
RCH855NP-6R8M	6R8M	6.8 $\pm$ 20%	42m	2.9	2.1
RCH855NP-8R2M	8R2M	8.2 $\pm$ 20%	45m	2.7	1.9
RCH855NP-100M	100M	10 $\pm$ 20%	70m	2.5	1.3
RCH855NP-120M	120M	12 $\pm$ 20%	80m	2.4	1.1
RCH855NP-150M	150M	15 $\pm$ 20%	90m	2.1	0.95
RCH855NP-180M	180M	18 $\pm$ 20%	100m	2.0	0.90
RCH855NP-220K	220K	22 $\pm$ 10%	120m	1.7	0.77
RCH855NP-270K	270K	27 $\pm$ 10%	140m	1.6	0.72
RCH855NP-330K	330K	33 $\pm$ 10%	170m	1.4	0.67
RCH855NP-390K	390K	39 $\pm$ 10%	210m	1.3	0.59
RCH855NP-470K	470K	47 $\pm$ 10%	240m	1.2	0.57
RCH855NP-560K	560K	56 $\pm$ 10%	0.31	1.1	0.50
RCH855NP-680K	680K	68 $\pm$ 10%	0.34	1.0	0.47
RCH855NP-820K	820K	82 $\pm$ 10%	0.40	0.93	0.43
RCH855NP-101K	101K	100 $\pm$ 10%	0.52	0.81	0.37
RCH855NP-121K	121K	120 $\pm$ 10%	0.59	0.76	0.36
RCH855NP-151K	151K	150 $\pm$ 10%	0.71	0.67	0.32
RCH855NP-181K	181K	180 $\pm$ 10%	0.89	0.62	0.30
RCH855NP-221K	221K	220 $\pm$ 10%	1.04	0.54	0.28
RCH855NP-271K	271K	270 $\pm$ 10%	1.28	0.49	0.25
RCH855NP-331K	331K	330 $\pm$ 10%	1.47	0.44	0.23
RCH855NP-391K	391K	390 $\pm$ 10%	1.67	0.41	0.22
RCH855NP-471K	471K	470 $\pm$ 10%	1.95	0.38	0.20
RCH855NP-561K	561K	560 $\pm$ 10%	2.83	0.35	0.16
RCH855NP-681K	681K	680 $\pm$ 10%	3.25	0.32	0.15
RCH855NP-821K	821K	820 $\pm$ 10%	3.82	0.31	0.14



## Electrical Characteristics

Part Name	Stamp	Inductance ( $\mu\text{H}$ ) [ Within ] ※1	D.C.R( $\Omega$ ) (Max.) (at20°C)	Saturation Current ( A ) ※2	Temperature rise current ( A ) ※3
RCH855NP-102K	102K	1000 $\pm$ 10%	5.28	0.25	0.12
RCH855NP-122K	122K	1200 $\pm$ 10%	6.03	0.23	0.11
RCH855NP-152K	152K	1500 $\pm$ 10%	7.15	0.21	99m
RCH855NP-182K	182K	1800 $\pm$ 10%	8.26	0.20	90m
RCH855NP-222K	222K	2200 $\pm$ 10%	11.1	0.18	81m
RCH855NP-272K	272K	2700 $\pm$ 10%	13.1	0.16	77m
RCH855NP-332K	332K	3300 $\pm$ 10%	15.9	0.14	68m
RCH855NP-392K	392K	3900 $\pm$ 10%	18.0	0.13	65m
RCH855NP-472K	472K	4700 $\pm$ 10%	23.9	0.12	56m
RCH855NP-562K	562K	5600 $\pm$ 10%	26.8	0.11	53m
RCH855NP-682K	682K	6800 $\pm$ 10%	31.7	98m	49m
RCH855NP-822K	822K	8200 $\pm$ 10%	46.5	88m	40m
RCH855NP-103K	103K	10000 $\pm$ 10%	55.7	81m	37m

※1: Inductance Measuring frequency: 2.5 $\mu\text{H}$  ~ 8.2 $\mu\text{H}$  at 7.96MHz; 10 $\mu\text{H}$  ~ 82 $\mu\text{H}$  at 2.52MHz; 100 $\mu\text{H}$  ~ 10 mH at 1 kHz

※2: Saturation current: The DC current at which the inductance decreases to 90% of it's initial value.

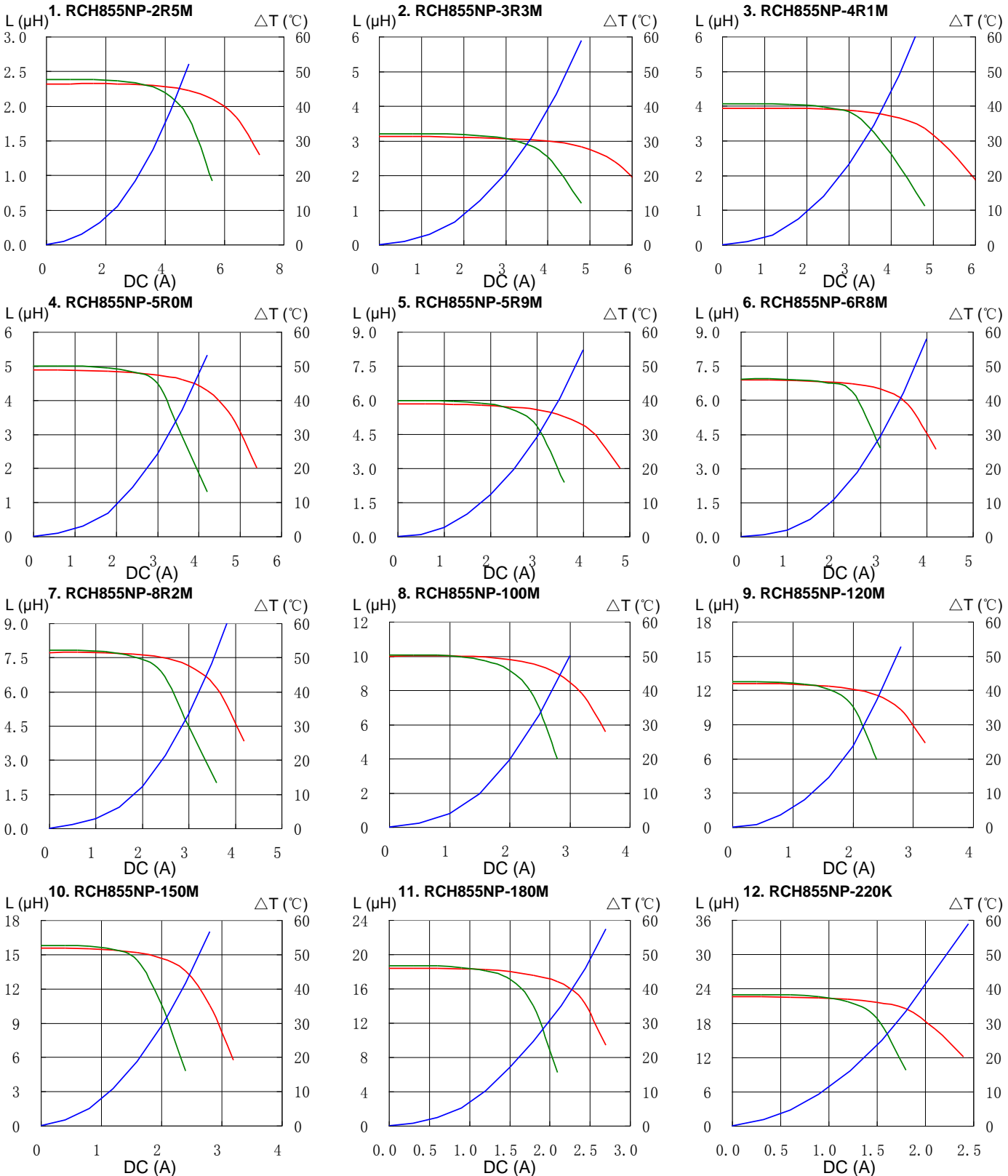
※3: Temperature rise current: The DC current at which the temperature rise is  $\Delta t=20^\circ\text{C}$ . ( $T_a=20^\circ\text{C}$ ).

# PIN Power Inductor RCH-855




## Saturation Current & Temperature Rise Graph

— L (20°C) — L (100°C) —  $\Delta T$

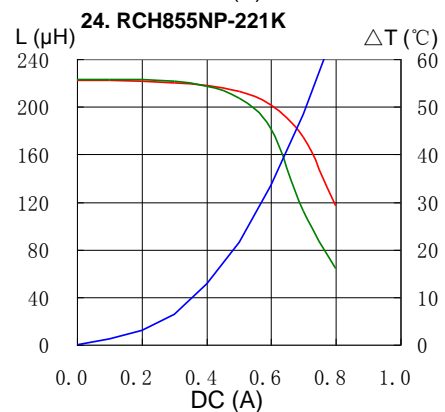
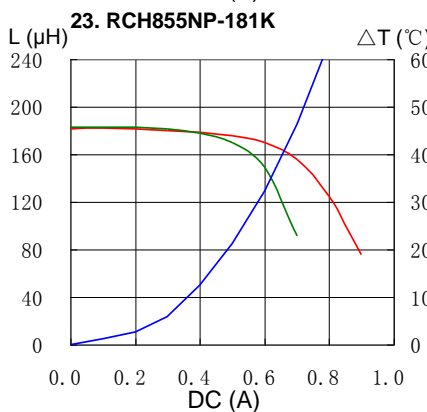
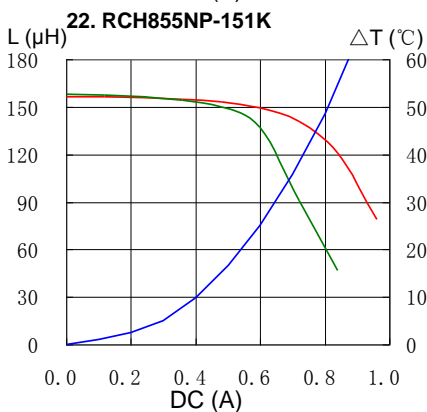
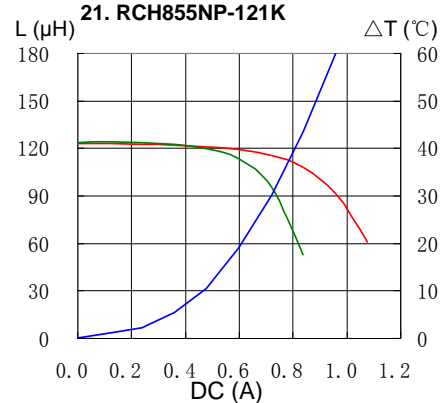
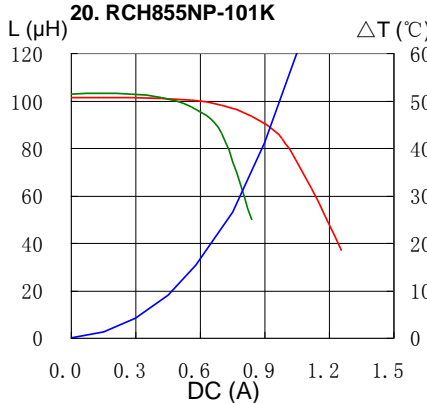
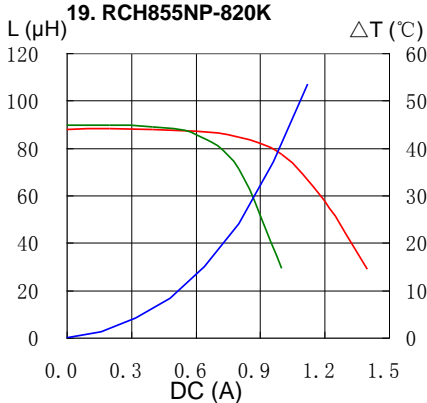
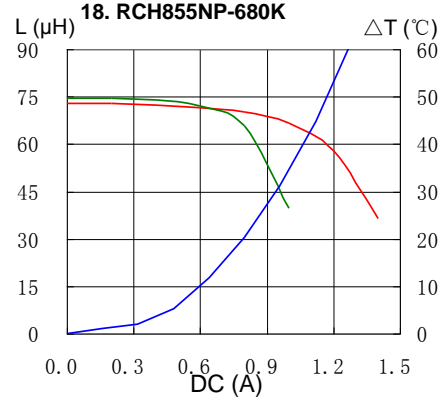
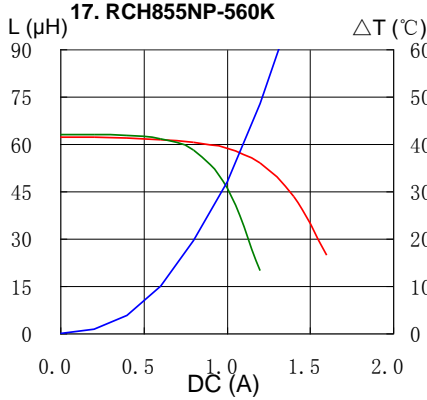
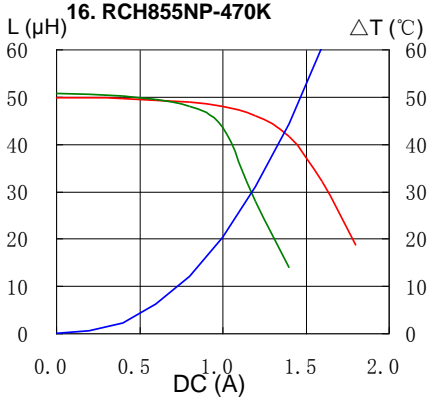
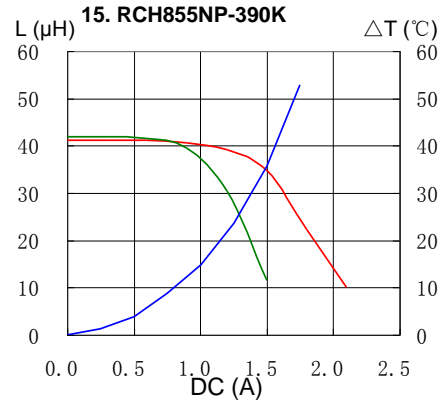
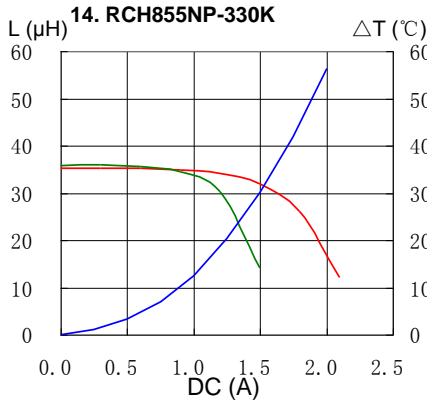
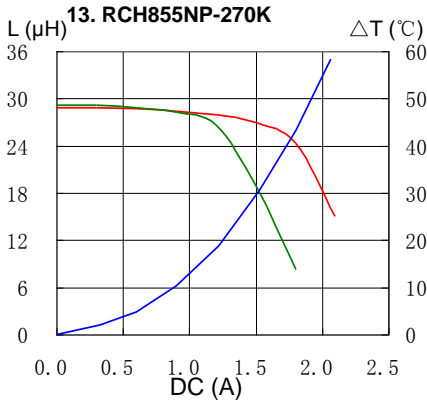


# PIN Power Inductor RCH-855



## Saturation Current & Temperature Rise Graph

— L (20°C) — L (100°C) —  $\Delta T$

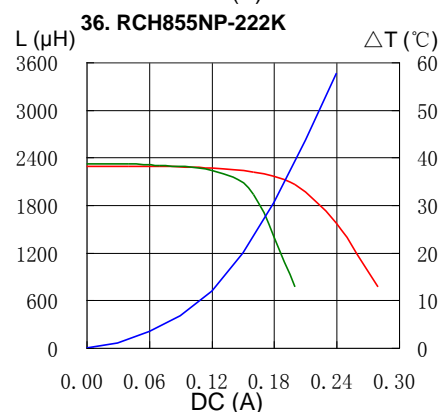
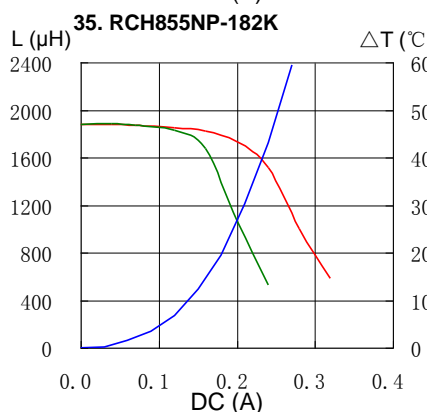
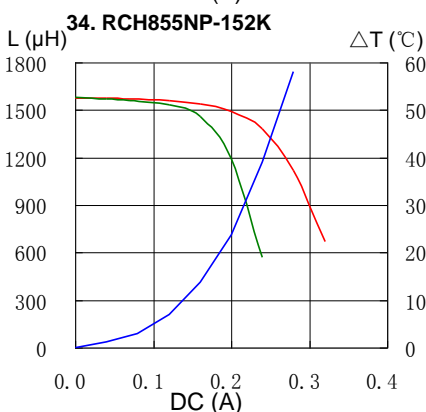
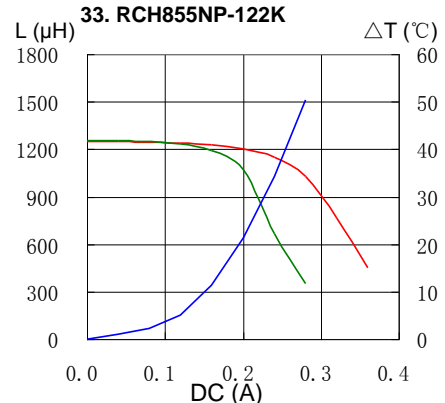
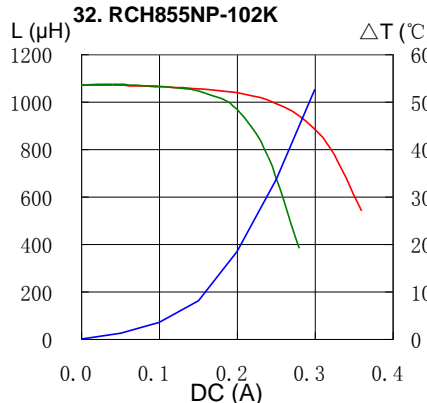
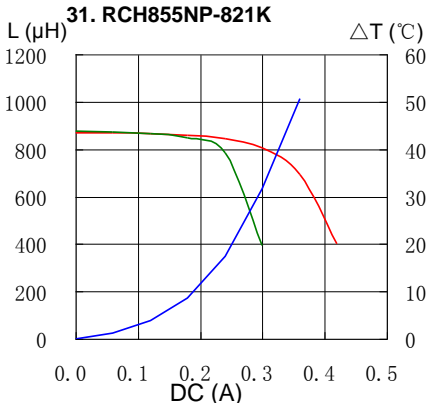
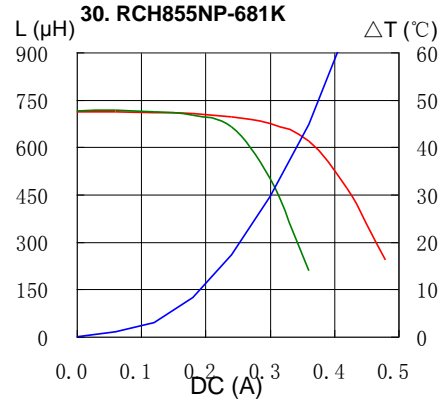
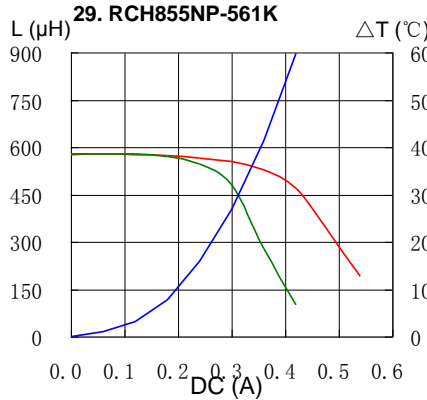
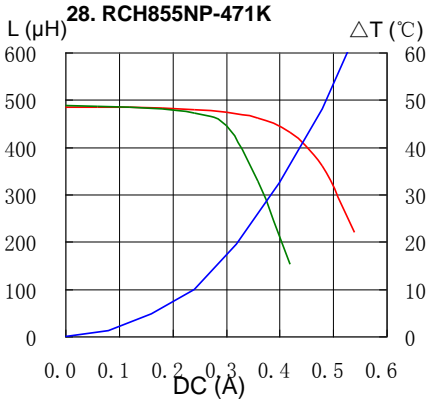
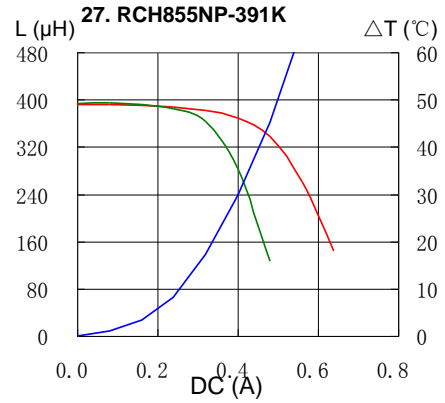
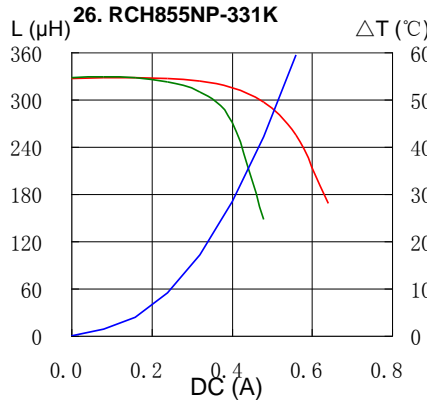
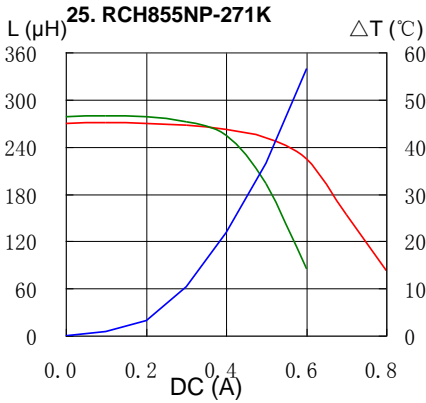


# PIN Power Inductor RCH-855



## Saturation Current & Temperature Rise Graph

— L (20°C) — L (100°C) —  $\Delta T$

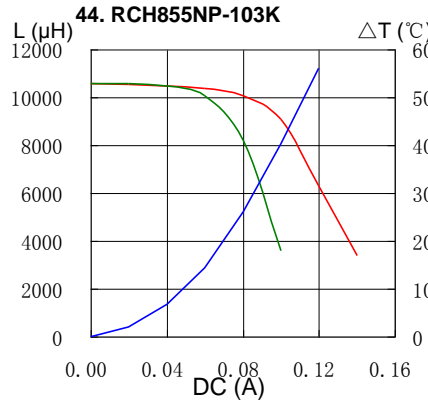
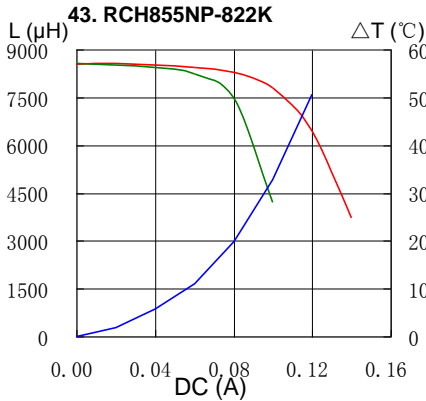
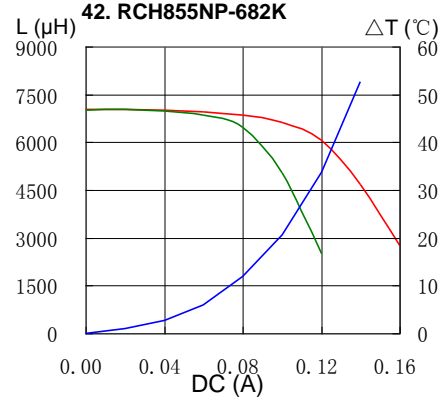
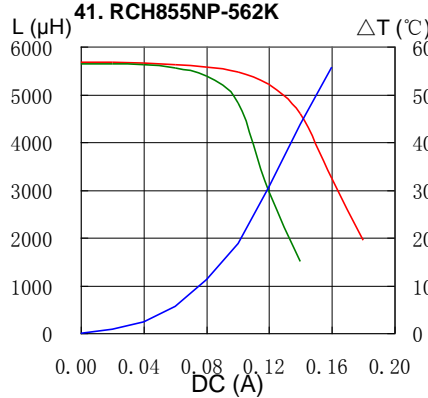
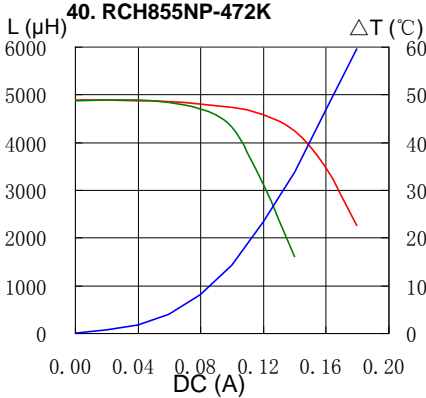
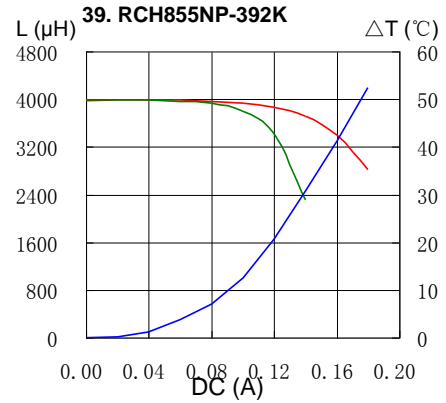
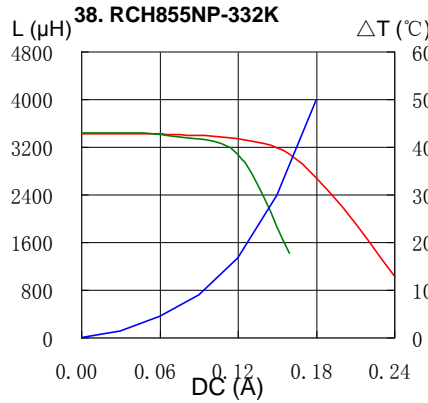
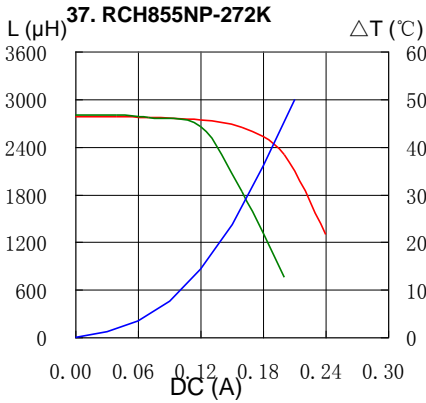


# PIN Power Inductor RCH-855



## Saturation Current & Temperature Rise Graph

— L (20°C) — L (100°C) —  $\Delta T$



Please refer to the sales offices on our website - <http://www.sumida.com>

### Hong Kong

Tel.+852-2880-6781  
FAX.+852-2565-9600  
[sales@hk.sumida.com](mailto:sales@hk.sumida.com)

### Saitama(Japan)

Tel.+81-48-691-7300  
FAX.+81-48-691-7340  
[sales@jp.sumida.com](mailto:sales@jp.sumida.com)

### Chicago

Tel.+1-847-545-6700  
FAX. +1-847-545-6720  
[sales@us.sumida.com](mailto:sales@us.sumida.com)

### Shanghai

Tel.+86-21-5836-3299  
FAX.+86-21-5836-3266  
[shanghai.sales@cn.sumida.com](mailto:shanghai.sales@cn.sumida.com)

### Seoul

Tel.+82-2-6237-0777  
FAX.+82-2-6237-0778  
[sales@kr.sumida.com](mailto:sales@kr.sumida.com)

### Obernzell

Tel.+49-8591-937-0  
FAX. +49-8591-937-103  
[contact@eu.sumida.com](mailto:contact@eu.sumida.com)

### Shenzhen

Tel.+86-755-8291-0228  
FAX.+86-755-8291-0338  
[shenzhen.sales@cn.sumida.com](mailto:shenzhen.sales@cn.sumida.com)

### Singapore

Tel.+65-6296-3388  
FAX.+65-6841-4426  
[sales@sg.sumida.com](mailto:sales@sg.sumida.com)

### Neumarkt

Tel.+49-9181-4509-110  
FAX. +49-9181-4509-310  
[infocomp@eu.sumida.com](mailto:infocomp@eu.sumida.com)

### Taipei

Tel.+886-2-8751-2737  
FAX.+886-2-8751-2738  
[sales@tw.sumida.com](mailto:sales@tw.sumida.com)

### San Jose

Tel.+1-408-321-9660  
FAX.+1-408-321-9308  
[sales@us.sumida.com](mailto:sales@us.sumida.com)

## Looking for pricing, stock, or lifecycle information?

Click below to explore more details on WIN SOURCE:

- ⊖ [View RCH855NP-101K on WIN SOURCE](#)
- ⊖ [Sumida America Components Inc. Information](#)

## Optimize Your Supply Chain with WIN SOURCE Solutions

- ✓ Global Sourcing Solution
- ✓ Obsolete Management
- ✓ Cost Control Management
- ✓ Shortage Management
- ✓ Alternative Solution
- ✓ Excess Inventory Management