



**THE DATASHEET OF
CMPD2836E TR**



CMPD2836E
CMPD2838E

**ENHANCED SPECIFICATION
SURFACE MOUNT
DUAL, SILICON
SWITCHING DIODES**




www.centrasemi.com

DESCRIPTION:

The CENTRAL SEMICONDUCTOR CMPD2836E and CMPD2838E are Enhanced versions of the CMPD2836 and CMPD2838 High Speed Switching Diodes. These devices are manufactured by the epitaxial planar process, in an epoxy molded surface mount SOT-23 package, designed for high speed switching applications.

FEATURED ENHANCED SPECIFICATIONS:

- ◆ BV_R from 75V min to 120V min.
- ◆ V_F from 1.2V max to 1.0V max.



The following configurations are available:

CMPD2836E DUAL, COMMON ANODE
CMPD2838E DUAL, COMMON CATHODE

MARKING CODE: CA2E

MARKING CODE: CA6E

MAXIMUM RATINGS: ($T_A=25^\circ\text{C}$)	SYMBOL		UNITS
◆ Peak Repetitive Reverse Voltage	V_{RRM}	120	V
Average Forward Current	I_O	200	mA
Peak Forward Current, $t_p=1.0s$	I_{FM}	300	mA
Power Dissipation	P_D	350	mW
Operating and Storage Junction Temperature	T_J, T_{stg}	-65 to +150	$^\circ\text{C}$
Thermal Resistance	Θ_{JA}	357	$^\circ\text{C/W}$

ELECTRICAL CHARACTERISTICS PER DIODE: ($T_A=25^\circ\text{C}$ unless otherwise noted)

SYMBOL	TEST CONDITIONS	MIN	TYP	MAX	UNITS
◆ I_R	$V_R=80V$			100	nA
◆ BV_R	$I_R=100\mu\text{A}$	120	150		V
◆ V_F	$I_F=10\text{mA}$		0.72	0.85	V
◆ V_F	$I_F=50\text{mA}$		0.84	0.95	V
◆ V_F	$I_F=100\text{mA}$		0.92	1.0	V
C_T	$V_R=0, f=1.0\text{MHz}$		1.5	4.0	pF
t_{rr}	$I_R=I_F=10\text{mA}, R_L=100\Omega, \text{Rec. to } 1.0\text{mA}$			4.0	ns

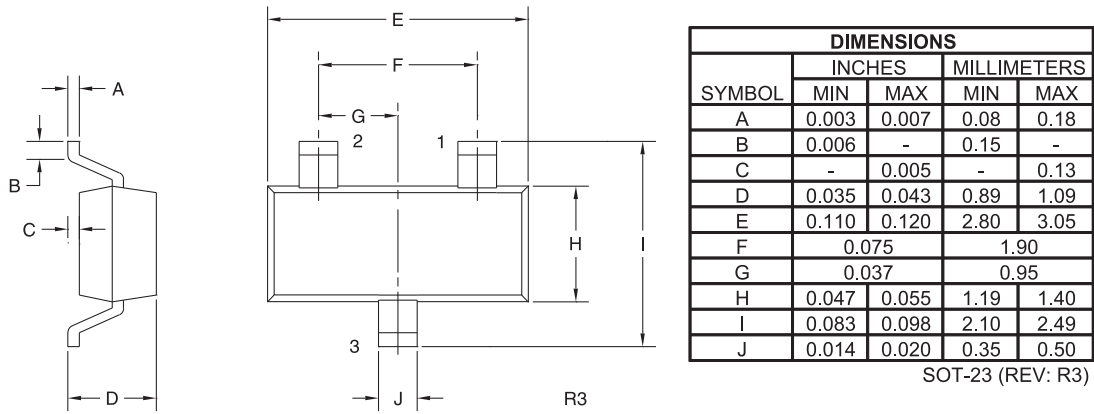
◆ Enhanced specification

CMPD2836E
CMPD2838E

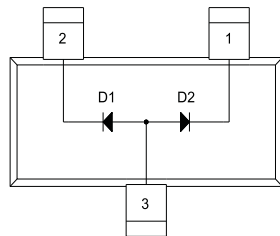
**ENHANCED SPECIFICATION
SURFACE MOUNT
DUAL, SILICON
SWITCHING DIODES**



SOT-23 CASE - MECHANICAL OUTLINE



PIN CONFIGURATIONS

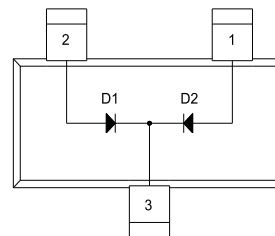


CMPD2836E

LEAD CODE:

- 1) Cathode D2
- 2) Cathode D1
- 3) Anode D1, D2

MARKING CODE: CA2E



CMPD2838E

LEAD CODE:

- 1) Anode D2
- 2) Anode D1
- 3) Cathode D1, D2

MARKING CODE: CA6E

R3 (25-January 2010)

OUTSTANDING SUPPORT AND SUPERIOR SERVICES



PRODUCT SUPPORT

Central's operations team provides the highest level of support to insure product is delivered on-time.

- Supply management (Customer portals)
- Inventory bonding
- Consolidated shipping options
- Custom bar coding for shipments
- Custom product packing

DESIGNER SUPPORT/SERVICES

Central's applications engineering team is ready to discuss your design challenges. Just ask.

- Free quick ship samples (2nd day air)
- Online technical data and parametric search
- SPICE models
- Custom electrical curves
- Environmental regulation compliance
- Customer specific screening
- Up-screening capabilities
- Special wafer diffusions
- PbSn plating options
- Package details
- Application notes
- Application and design sample kits
- Custom product and package development

REQUESTING PRODUCT PLATING

1. If requesting Tin/Lead plated devices, add the suffix " TIN/LEAD" to the part number when ordering (example: 2N2222A TIN/LEAD).
2. If requesting Lead (Pb) Free plated devices, add the suffix " PBFREE" to the part number when ordering (example: 2N2222A PBFREE).

CONTACT US

Corporate Headquarters & Customer Support Team

Central Semiconductor Corp.
145 Adams Avenue
Hauppauge, NY 11788 USA
Main Tel: (631) 435-1110
Main Fax: (631) 435-1824
Support Team Fax: (631) 435-3388
www.centrasemi.com

Worldwide Field Representatives:
www.centrasemi.com/wwreps

Worldwide Distributors:
www.centrasemi.com/wwdistributors

For the latest version of Central Semiconductor's **LIMITATIONS AND DAMAGES DISCLAIMER**, which is part of Central's Standard Terms and Conditions of sale, visit: www.centrasemi.com/terms

Looking for pricing, stock, or lifecycle information?

Click below to explore more details on WIN SOURCE:

- [⊖ View **CMPD2836E TR** on WIN SOURCE](#)
- [⊖ **Central Semiconductor Corp** Information](#)

Optimize Your Supply Chain with WIN SOURCE Solutions

- ✓ Global Sourcing Solution
- ✓ Obsolete Management
- ✓ Cost Control Management
- ✓ Shortage Management
- ✓ Alternative Solution
- ✓ Excess Inventory Management