



**THE DATASHEET OF
VLC6045T-1R5N**



SMD Inductors(Coils) For Power Line(Wound, Magnetic Shielded)

Conformity to RoHS Directive

VLC Series VLC6045

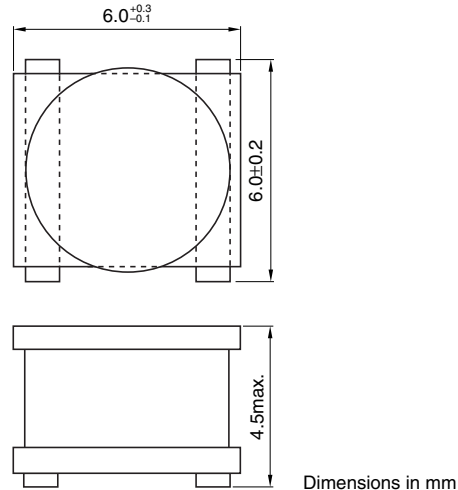
FEATURES

- Miniature size
Mount area: 6×6mm
Height: 4.5mm max.
- Generic use for portable DC to DC converter line
- Available for automatic mounting in tape and reel package.
- The products do not contain lead and support lead-free soldering.

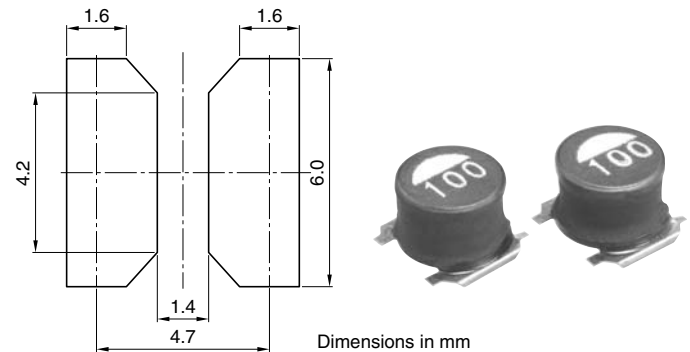
APPLICATIONS

DC to DC converters for LCD-TV, printers, note PC, etc.

SHAPES AND DIMENSIONS



RECOMMENDED PC BOARD PATTERN



ELECTRICAL CHARACTERISTICS

Part No.	Inductance (μH)	Inductance tolerance	Test frequency (kHz)	DC resistance(Ω)		Rated current(A)*	
				max.	typ.	Based on inductance change max.	Based on temperature rise typ.
VLC6045T-1R5N	1.5	±30%	100	0.015	0.011	5.7	5.1
VLC6045T-2R2N	2.2	±30%	100	0.017	0.013	5.5	4.8
VLC6045T-3R3N	3.3	±30%	100	0.020	0.017	4.7	4.2
VLC6045T-4R7M	4.7	±20%	100	0.027	0.023	3.8	3.8
VLC6045T-6R8M	6.8	±20%	100	0.041	0.035	3.0	2.9
VLC6045T-100M	10	±20%	100	0.058	0.046	2.5	2.5
VLC6045T-150M	15	±20%	100	0.091	0.076	2.1	2.1
VLC6045T-220M	22	±20%	100	0.13	0.10	1.7	1.7
VLC6045T-330M	33	±20%	100	0.18	0.15	1.4	1.4
VLC6045T-470M	47	±20%	100	0.26	0.22	1.2	1.1
VLC6045T-680M	68	±20%	100	0.41	0.34	0.9	1.0
VLC6045T-101M	100	±20%	100	0.59	0.49	0.8	0.7
VLC6045T-151M	150	±20%	100	0.75	0.63	0.6	0.6

* Rated current: Value obtained when current flows and the temperature has risen to 40°C or when DC current flows and the nominal value of inductance has fallen by 30%, whichever is smaller.

- Operating temperature range: -40 to +105°C (Including self-temperature rise)

• Conformity to RoHS Directive: This means that, in conformity with EU Directive 2002/95/EC, lead, cadmium, mercury, hexavalent chromium, and specific bromine-based flame retardants, PBB and PBDE, have not been used, except for exempted applications.

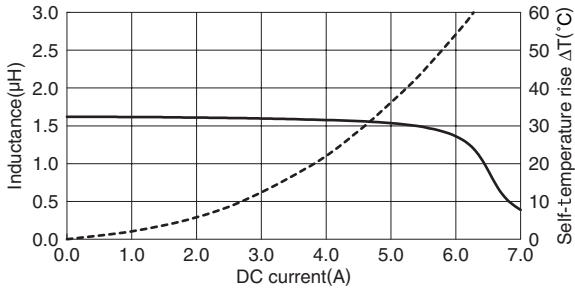
• All specifications are subject to change without notice.

TYPICAL ELECTRICAL CHARACTERISTICS

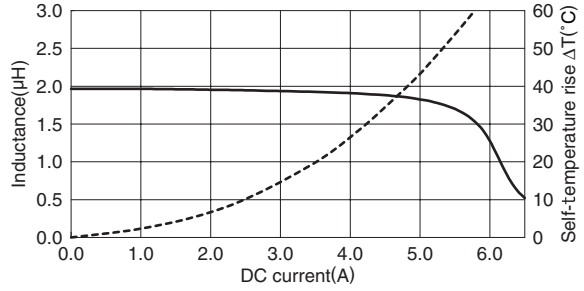
INDUCTANCE CHANGE and TEMPERATURE RISE vs. I_{dc} SUPERPOSITION

— I_{dc} vs. Inductance(μH)
- - - I_{dc} vs. ΔT(°C)

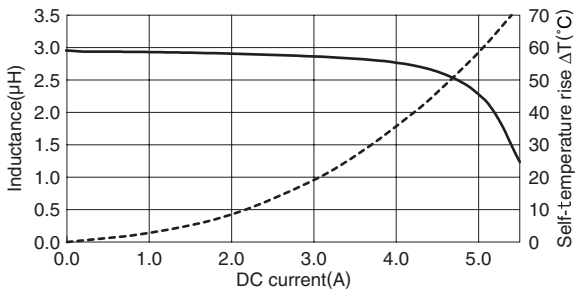
VLC6045T-1R5N



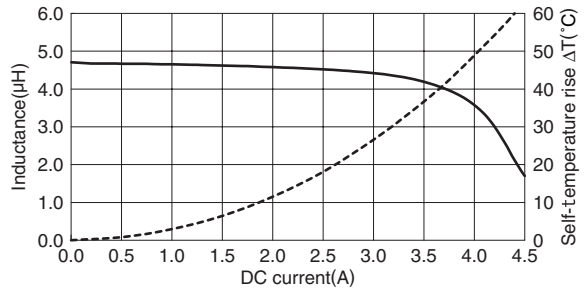
VLC6045T-2R2N



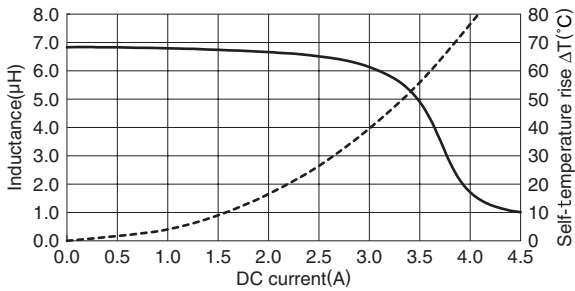
VLC6045T-3R3N



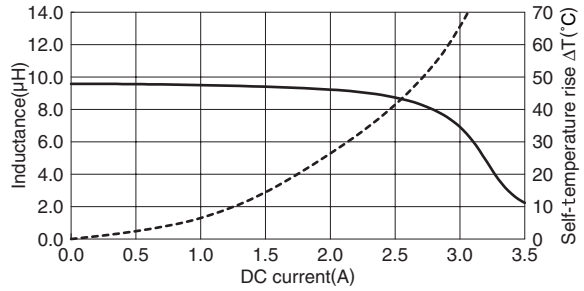
VLC6045T-4R7M



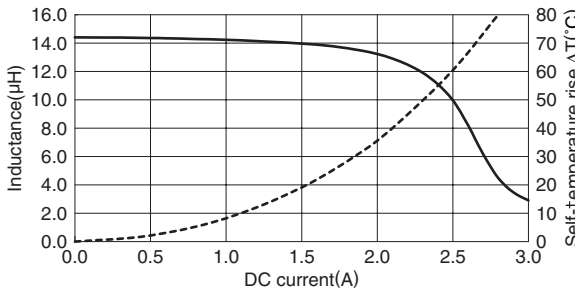
VLC6045T-6R8M



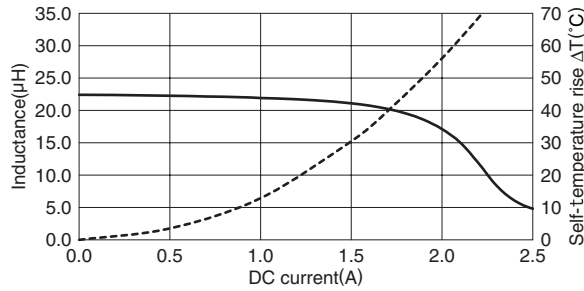
VLC6045T-100M



VLC6045T-150M



VLC6045T-220M



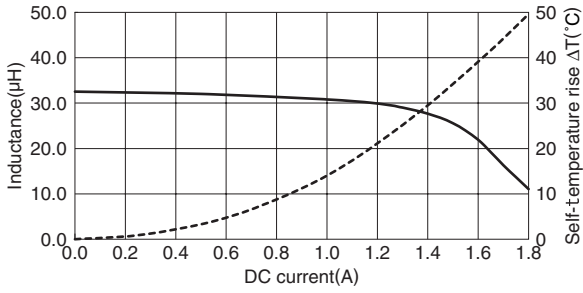
• All specifications are subject to change without notice.

TYPICAL ELECTRICAL CHARACTERISTICS

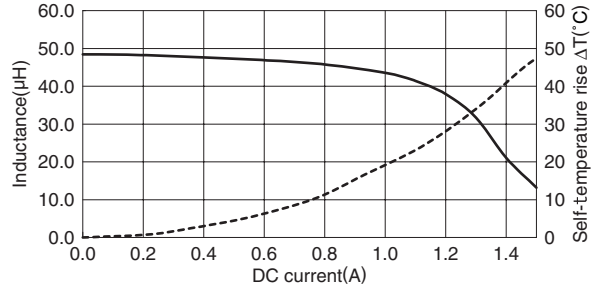
INDUCTANCE CHANGE and TEMPERATURE RISE vs. I_{dc} SUPERPOSITION

— I_{dc} vs. Inductance(μH)
- - - I_{dc} vs. ΔT(°C)

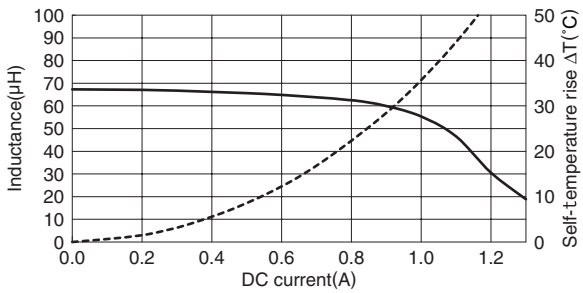
VLC6045T-330M



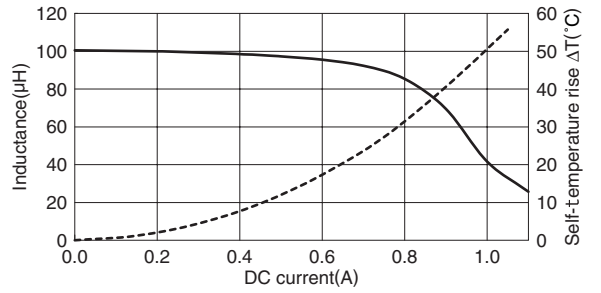
VLC6045T-470M



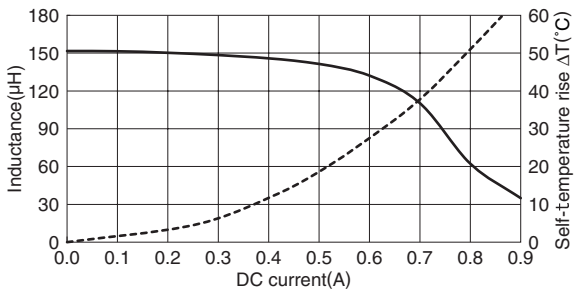
VLC6045T-680M



VLC6045T-101M





VLC6045T-151M



• All specifications are subject to change without notice.

Looking for pricing, stock, or lifecycle information?

Click below to explore more details on WIN SOURCE:

-  [View VLC6045T-1R5N on WIN SOURCE](#)
-  [TDK Corporation Information](#)

Optimize Your Supply Chain with WIN SOURCE Solutions

-  Global Sourcing Solution
-  Obsolete Management
-  Cost Control Management
-  Shortage Management
-  Alternative Solution
-  Excess Inventory Management