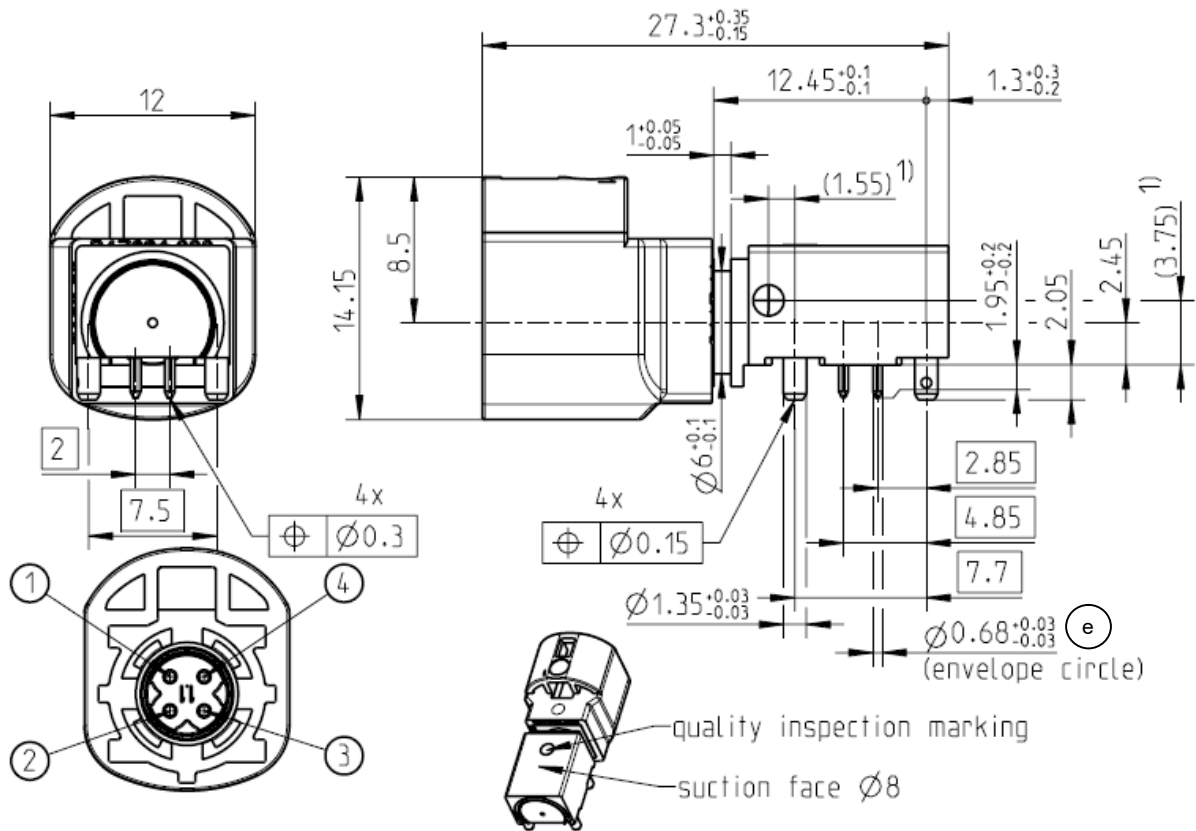




**THE DATASHEET OF
D4S20D-40MA5-A**





○ = PINNING

1) position of center of gravity

All dimensions are in mm; tolerances according to ISO 2768 m-H

EMC-screening must be assured by chassis compartment. Control box manufacturer is responsible for EMC-screening.

Interface

According to

RN 059-01

Documents

Pinning instruction

RN 053-01

Panel piercing

MB_215

Test specification

RN 061-01

Material and plating

Connector parts

Center contact

Material

Spring bronze

Plating

Gold, 0.15 µm (Interface)

Tin, 0.5-2 µm (PCB)

Outer contact

Brass

Ni, 3-6 µm (Interface)

Tin, 3-6 µm (PCB) (d)

Dielectric

LCP

Housing

PA 6T/66

Cover

Alpaca

Electrical data

Impedance, differential mode	100 Ω differential signalling, for one pair or quad cable shielded
Frequency	DC to 2.0 GHz
Return loss	≥ 20 dB to 1.0 GHz ≥ 17 dB to 2.0 GHz
Insertion loss	≤ 0.1 dB @ 1.0 GHz
Skew (between signal contacts)	≤ 25 psec. (f)
Nearend-Crosstalk	≤ 30 dB
Farend-Crosstalk	≤ 35 dB
Insulation resistance	≥ 1x10 ³ MΩ
Signal contact resistance	≤ 10 mΩ
Outer contact resistance	≤ 7.5 mΩ
Test voltage	250 V rms
Working voltage	100 V rms
Power current	≤ 1.5 A DC
RF-leakage (shielding effectiveness)	≥ 75 dB up to 1 GHz (IEC 62153-4-7) ≥ 65 dB up to 2 GHz (IEC 62153-4-7),

Mechanical data

Mating cycles	≥ 25
Engagement force	≤ 30 N
Disengagement force	≥ 5 N
Retention force latch	≥ 110 N
Coding efficiency	≥ 80 N

Environmental data

Temperature range	-40°C to +105°C
Thermal shock	DIN IEC 60068-2-14 Test Na
Temperature and humidity	USCar 2 – 4 5.6.2
Vibration (Random)	DIN IEC 60068-2-64
Mechanical Shock	DIN IEC 60068-2-27
High-Temp. Exposure	DIN IEC 60068-2-2
Soldering profile	acc. to IEC 60068-2-58; Group 3&4
RoHS	compliant

Tooling

N/A

Packing







Standard	200 pcs. in tape and reel
Weight	7.0 g/ pce

Dieses Dokument ist urheberrechtlich geschützt • This document is protected by copyright • Rosenberger Hochfrequenztechnik GmbH & Co. KG

RF_35/05.10/6.0

Coding


Part Number has to be accomplished by codification

Coding	Plug	Colour	RAL	Part-Number
A		black	sim. 9005	D4S20D-40MA5-A
B		white	sim. 9001	D4S20D-40MA5-B
C		blue	sim. 5005	D4S20D-40MA5-C
D		bordeaux	sim. 4004	D4S20D-40MA5-D
E		green	sim. 6002	D4S20D-40MA5-E
F		brown	sim. 8011	D4S20D-40MA5-F
Z		waterblue	sim. 5021	D4S20D-40MA5-Z

Coding for special use

Part Number has to be accomplished by codification

Control box manufacturer is responsible for pinning

Coding	Plug	Colour	RAL	Part-Number
H		violet	sim. 4003	D4S20D-40MA5-H
J		beige	sim. 1001	D4S20D-40MA5-J

Change History



Rev.	Date	Change
d00	03.09.13	Material and plating changed -from Tin 3-6 µm to Tin 3-6 µm (PCB) -from Ni 3-6 µm to Ni 3-6 µm (Interface)
e00	07.04.14	Dimension change from □0,55/Ø0,68±0,03 to Ø0,68±0,03
f00	08.08.23	Change skew to <= 25 psec.

While the information has been carefully compiled to the best of our knowledge, nothing is intended as representation or warranty on our part and no statement herein shall be construed as recommendation to infringe existing patents. In the effort to improve our products, we reserve the right to make changes judged to be necessary.

Draft	Date	Approved	Date	Rev.	Engineering change number	Name	Date
T. Höfling	03.08.12	C. Lochner	08.08.23	f00	23-1149	P. Schroeder	08.08.23

Looking for pricing, stock, or lifecycle information?

Click below to explore more details on WIN SOURCE:

-  [View D4S20D-40MA5-A on WIN SOURCE](#)
-  [Rosenberger Information](#)

Optimize Your Supply Chain with WIN SOURCE Solutions

-  Global Sourcing Solution
-  Obsolete Management
-  Cost Control Management
-  Shortage Management
-  Alternative Solution
-  Excess Inventory Management