



**THE DATASHEET OF  
VLF12060T-150M5R0**



# SMD Inductors(Coils) For Power Line(Wound, Magnetic Shielded)

Conformity to RoHS Directive

## VLF Series VLF12060

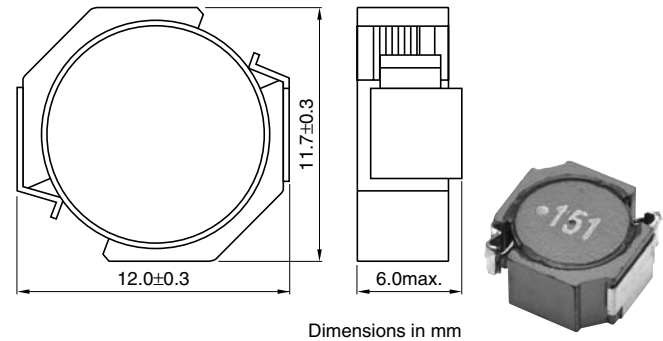
### FEATURES

- Mount area: 11.7.0×12.0mm  
Low profile: 6.0mm max. height
- Compare to SLF12565(TDK conventional product) type  
Low loss and large current capability design  
DC resistance: 0.88×SLF12565  
Rated DC current: 1.43×SLF12565
- High magnetic shield construction should actualize high resolution for EMC protection.
- Available for automatic mounting in tape and reel package.
- The products contain no lead and also support lead-free soldering.
- It is a product conforming to RoHS directive.

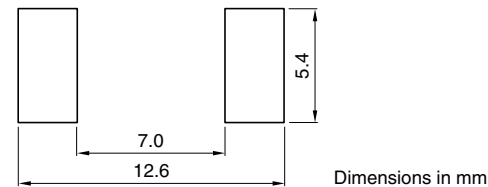
### APPLICATIONS

Note book computers, amusement equipment, DVD players, VRMs, plasma displays, etc.

### SHAPES AND DIMENSIONS



### RECOMMENDED PC BOARD PATTERN



### ELECTRICAL CHARACTERISTICS

Part No.	Inductance (μH)	Inductance tolerance(%)	Test frequency (kHz)	DC resistance(mΩ)		Rated current(A)*	
				max.	typ.	Based on inductance change max.	Based on temperature rise typ.
VLF12060T-1R8N120	1.8	±30	100	4.4	3.6	14.6	12
VLF12060T-2R7N100	2.7	±30	100	6.4	5.3	12	10
VLF12060T-3R9N9R0	3.9	±30	100	8.4	7.0	9.9	9
VLF12060T-4R7N7R7	4.7	±30	100	11.6	9.6	9.1	7.7
VLF12060T-6R8N7R2	6.8	±30	100	13.1	10.9	7.5	7.2
VLF12060T-100M6R2	10	±20	100	16	13.9	6.2	6.4
VLF12060T-150M5R0	15	±20	100	26	22.3	5.0	5.0
VLF12060T-220M4R1	22	±20	100	36	31.4	4.1	4.2
VLF12060T-330M3R4	33	±20	100	53	46.1	3.4	3.5
VLF12060T-470M2R8	47	±20	100	71	62.2	2.8	3.0
VLF12060T-680M2R3	68	±20	100	100	87.5	2.3	2.5
VLF12060T-101M1R9	100	±20	100	152	132.4	1.9	2.0
VLF12060T-151M1R6	150	±20	100	215	187.1	1.6	1.7
VLF12060T-221M1R3	220	±20	100	352	306.8	1.3	1.3
VLF12060T-331M1R0	330	±20	100	464	404	1.0	1.1

\* Rated current: Value obtained when current flows and the temperature has risen to 40°C or when DC current flows and the nominal value of inductance has fallen by 30%, whichever is smaller.



- Operating temperature range: -40 to +105°C (Including self-temperature rise)

• Conformity to RoHS Directive: This means that, in conformity with EU Directive 2002/95/EC, lead, cadmium, mercury, hexavalent chromium, and specific bromine-based flame retardants, PBB and PBDE, have not been used, except for exempted applications.

• All specifications are subject to change without notice.

## Looking for pricing, stock, or lifecycle information?

Click below to explore more details on WIN SOURCE:

-  [View VLF12060T-150M5R0 on WIN SOURCE](#)
-  [TDK Corporation Information](#)

## Optimize Your Supply Chain with WIN SOURCE Solutions

-  Global Sourcing Solution
-  Obsolete Management
-  Cost Control Management
-  Shortage Management
-  Alternative Solution
-  Excess Inventory Management