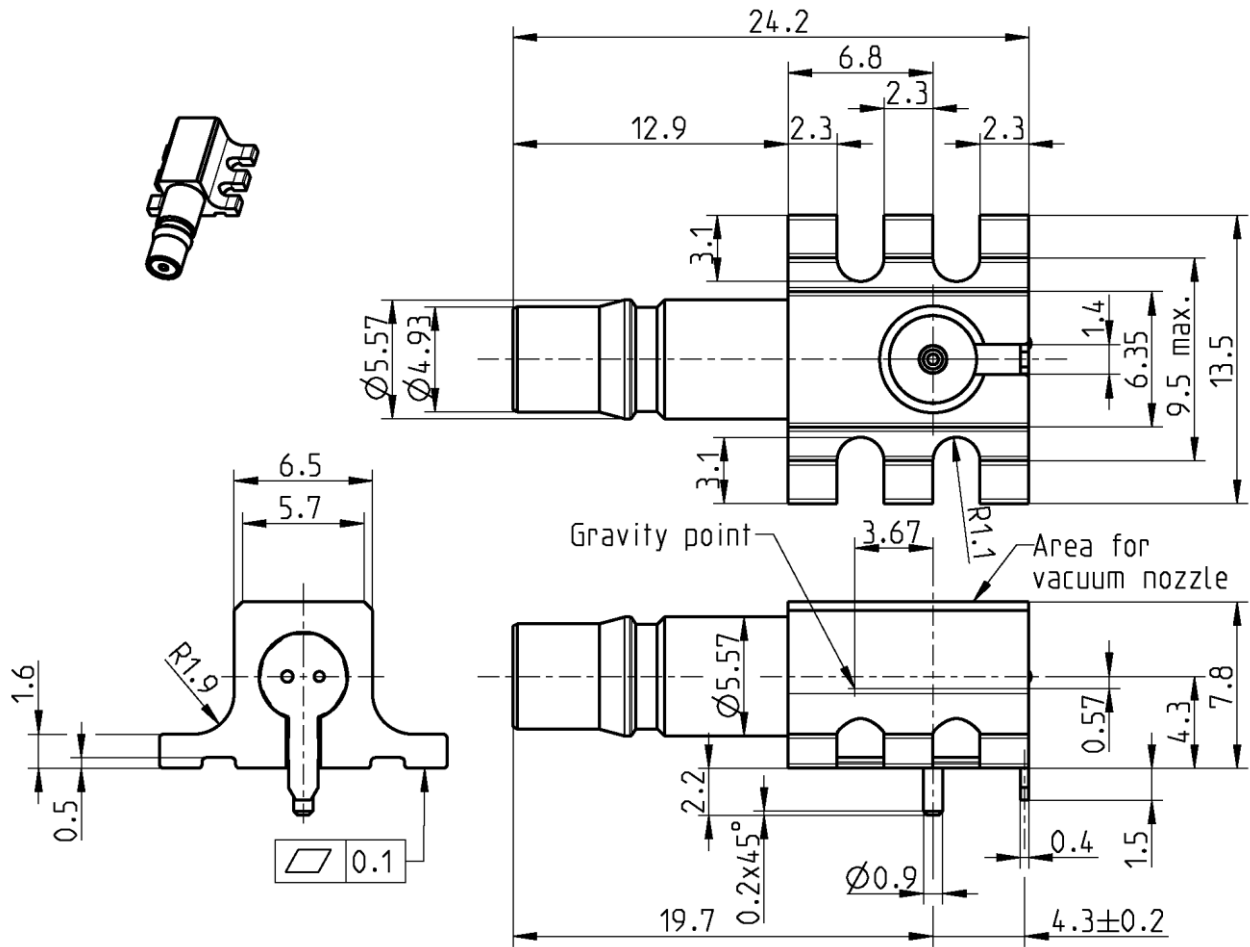




**THE DATASHEET OF
28K201-40ML5**





All dimensions are in mm; tolerances according to ISO 2768 m-H

Interface

According to IEC 61169-50

Documents

PCB layout B 144
Tape & reel packaging VG49.25000

Material and plating

Connector parts

Center contact
Outer contact
Body
Dielectric

Material

CuBe
Brass
Brass
PTFE

Plating

AuroDur®, gold plated
AuroDur®, gold plated
AuroDur®, gold plated

Dieses Dokument ist urheberrechtlich geschützt • This document is protected by copyright • Rosenberger Hochfrequenztechnik GmbH & Co. KG

RF_35/09.14/6.2

Electrical data

Impedance	50 Ω
Frequency	DC to 18 GHz
Return loss	≥ 32 dB, DC to 3 GHz ≥ 25 dB, 3 to 6 GHz
Insertion loss	≤ 0.05 x √f(GHz) dB, DC to 6 GHz
Insulation resistance	≥ 5 x10 ³ MΩ
Center contact resistance	≤ 3 mΩ
Outer contact resistance	≤ 2.5 mΩ
Test voltage, at sea level, 50Hz	1000 V rms
Working voltage, at sea level, 50Hz	480 V rms
RF-leakage	≥ 95 dB up to 2 GHz ≥ 80 dB up to 4 GHz ≥ 70 dB up to 6 GHz
Intermodulation (3 rd order)	≤ -120 dBc @ 2 x 20 W

- VSWR in application depends decisive on PCB layout -

Mechanical data

Mating cycles	min. 100
Engagement force	typ. 25 N
Disengagement force	typ. 20 N
Retention force for interface	60 N min.

Environmental data

Temperature range	-40°C to +85°C
Storage temperature	-40°C to +85°C
Thermal shock	IEC 60169-1 16.4 (-40 / +85°C)
Corrosion	IEC 60169-1 16.7 (48 hrs)
Vibration	IEC 60068-2-64 random
Damp heat, steady state	IEC 60169-1 16.3 (96 hrs)
Max. solder temperature	+250°C (IEC 61760-1, 260°C for 10 sec.)
RoHS	compliant

Tooling

N/A

Suitable cables

N/A

Weight

Weight	6.2 g/pce
--------	-----------

While the information has been carefully compiled to the best of our knowledge, nothing is intended as representation or warranty on our part and no statement herein shall be construed as recommendation to infringe existing patents. In the effort to improve our products, we reserve the right to make changes judged to be necessary.

For the installation of the electrotechnical equipment, particular electrotechnical expertise is required.



Draft	Date	Approved	Date	Rev.	Engineering change number	Name	Date
Rong Fang	11.07.07	Chr. Janßen	02.11.20	d00	20-1927	S. Huber-Siegl	02.11.20




Looking for pricing, stock, or lifecycle information?

Click below to explore more details on WIN SOURCE:

 [View 28K201-40ML5 on WIN SOURCE](#)

 [Rosenberger Information](#)

Optimize Your Supply Chain with WIN SOURCE Solutions

-  Global Sourcing Solution
-  Obsolete Management
-  Cost Control Management
-  Shortage Management
-  Alternative Solution
-  Excess Inventory Management