

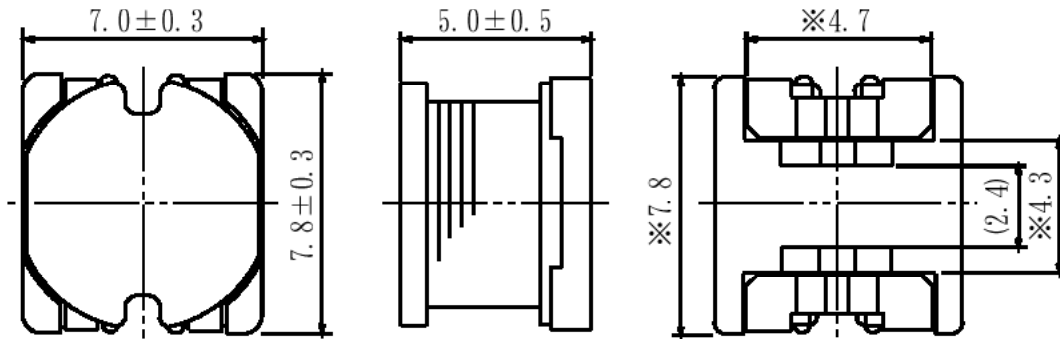


**THE DATASHEET OF  
CR75-270KC**



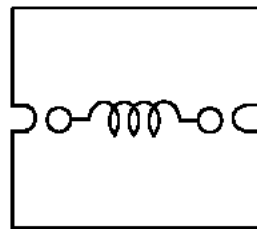
	SPECIFICATION	CUSTOMER :
	SUMIDA TYPE      C R 7 5	PART NO. REF. TO THE ATTACHED SHEET

1 .DIMENSION (UNIT mm)

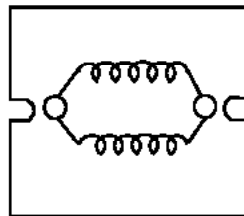


※ DIMENSION OF TERMINAL IS TYPICAL.

2 .CONNECTION (BOTTOM)

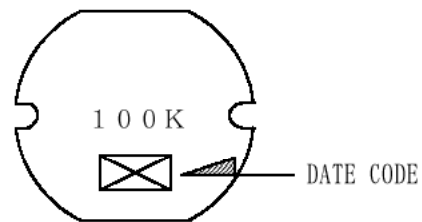


10 μH ~ 470 μH



1.0 μH ~ 8.2 μH

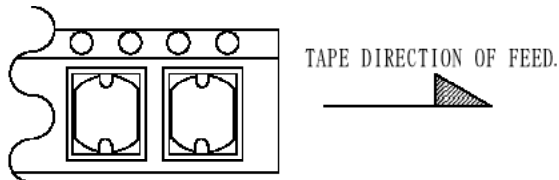
3 .STAMP (Ex.)



DIRECTLY STAMP  
UNFIXED THE POSITION

4 .NOTE

\* ENCLOSING CONDITION OF COILS.



- \* IN THE CASE OF BOX:BOX PACKING AFTER CARRIER TAPE PACKING. (NO REEL)
- IN THE CASE OF REEL:CARRIER TAPE PACKING SPECIFICATION IN DETAIL. (S-074-6007)
- \* RECOMMENDED REFLOW CONDITION TO BE ACCORDING TO S-074-5003.

19th, Feb., 1998

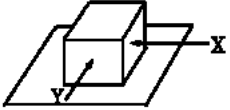
SUMIDA CODE	4752
-------------	------

CHK.	CHK.	DRG.	DRG. NO.	2/8
SUNNY	FENG	DENG Y	S-074-6019	

# GENERAL CHARACTERISTICS

TYPE CR75
--------------

1. OPERATING TEMPERATURE RANGE  $-30 \sim +100^{\circ}\text{C}$  (INCLUDING HEAT PRODUCING FROM COIL.)
2. EXTERNAL APPEARANCE ON VISUAL INSPECTION, THE COIL HAS NO EXTERNAL DEFECTS.
3. TERMINAL STRENGTH AFTER SOLDERING, BETWEEN COPPER PLATE AND TERMINAL OF COIL, PUSH IN TWO DIRECTIONS OF X, Y WITHSTANDING 15N FOR  $10 \pm 2$  SECONDS. TERMINAL SHOULD NOT PEEL OFF. (REFER TO FIGURE AT RIGHT.)
 


4. HEAT ENDURANCE TEST REFER TO THE S-074-5002.
5. DIELECTRIC STRENGTH NO APPARENT AT 100V D. C. FOR 1 MINUTE BETWEEN COIL-CORE.
6. INSULATING RESISTANCE OVER  $100\text{M}\Omega$  AT 100V D. C. BETWEEN COIL-CORE.
7. INDUCTANCE TEMPERATURE COEFFICIENT  $(0 \sim 1250) \times 10^{-6} / ^{\circ}\text{C}$  ( $-25 \sim +70^{\circ}\text{C}$ )
8. HUMIDITY TEST INDUCTANCE DEVIATION WITHIN  $\pm 2.0\%$  AFTER PUTTING THE COIL INTO THE ENVIRONMENT OF 90~95% RELATIVE HUMIDITY AND TEMPERATURE OF  $40 \pm 2^{\circ}\text{C}$  FOR 96 HOURS, THEN DRYING UNDER NORMAL CONDITION FOR 1 HOUR.
9. VIBRATION TEST INDUCTANCE DEVIATION WITHIN  $\pm 1.0\%$  AFTER VIBRATION FOR 1 HOUR. IN EACH OF THE THREE ORIENTATIONS VERTICALLY EACH OTHER (X. Y. Z) AT SWEEP VIBRATION (10~55~10Hz) WITH 1.5mm P-P AMPLITUDE.
10. SHOCK TEST INDUCTANCE DEVIATION WITHIN  $\pm 1.0\%$  TESTED IN EACH OF THE THREE ORIENTATIONS VERTICALLY FOR 1 TIME AT THE SHOCK ACCELERATION OF  $981\text{m/S}^2$ . USING RUBBER BLOCK SHOCK TESTING MACHINE.

19th, Feb., 1998

CHK.	CHK.	DRG.
SUNNY	FENG	DENG Y

DRG. NO.	3/8
S-074-6019	

# SPECIFICATION

TYPE

CR75

## ELECTRICAL CHARACTERISTICS I (IN THE CASE OF REEL)

NO	PART NO.	STAMP	INDUCTANCE [WITHIN] ※1	D. C. R. (Ω) [MAX.] (at 20°C)	RATED CURRENT (A) ※2	S. R. F. (MHz) [TYP]	SUMIDA CODE
01	CR75-100KC	100K	10 μH ± 10 %	0.07	2.3	28	4752-0005
02	CR75-120KC	120K	12 μH ± 10 %	0.08	2.0	23	4752-0016
03	CR75-150KC	150K	15 μH ± 10 %	0.09	1.8	22	4752-0027
04	CR75-180KC	180K	18 μH ± 10 %	0.10	1.6	20	4752-0038
05	CR75-220KC	220K	22 μH ± 10 %	0.11	1.5	17	4752-0049
06	CR75-270KC	270K	27 μH ± 10 %	0.12	1.3	15	4752-0051
07	CR75-330KC	330K	33 μH ± 10 %	0.13	1.2	15	4752-0062
08	CR75-390KC	390K	39 μH ± 10 %	0.16	1.1	14	4752-0073
09	CR75-470KC	470K	47 μH ± 10 %	0.18	1.1	13	4752-0084
10	CR75-560KC	560K	56 μH ± 10 %	0.24	0.94	11	4752-0095
11	CR75-680KC	680K	68 μH ± 10 %	0.28	0.85	11	4752-0106
12	CR75-820KC	820K	82 μH ± 10 %	0.37	0.78	10	4752-0117
13	CR75-101KC	101K	100 μH ± 10 %	0.43	0.72	9.2	4752-0128
14	CR75-121KC	121K	120 μH ± 10 %	0.47	0.66	7.7	4752-0139
15	CR75-151KC	151K	150 μH ± 10 %	0.64	0.58	6.1	4752-0140
16	CR75-181KC	181K	180 μH ± 10 %	0.71	0.51	5.8	4752-0151
17	CR75-221KC	221K	220 μH ± 10 %	0.96	0.49	5.2	4752-0162
18	CR75-271KC	271K	270 μH ± 10 %	1.11	0.42	4.8	4752-0173
19	CR75-331KC	331K	330 μH ± 10 %	1.26	0.40	4.3	4752-0184
20	CR75-391KC	391K	390 μH ± 10 %	1.77	0.36	4.3	4752-0195
21	CR75-471KC	471K	470 μH ± 10 %	1.96	0.34	3.8	4752-0206

19th, Feb., 1998

SUMIDA CODE

4752

CHK.	CHK.	DRG.		DRG. NO.	4/8
SUNNY	FENG	DENG Y		S-074-6019	

# SPECIFICATION

TYPE  
CR75

NO	PART NO. △	STAMP	INDUCTANCE [WITHIN] ※ 1	D. C. R. (mΩ) [MAX.] (at 20°C)	RATED CURRENT (A) ※ 2	S. R. F. (MHz) [TYP]	SUMIDA CODE
22	CR75-1R0MC	1R0M	1.0 μH ± 20 %	15.6	6.0	53.7	4752-0031
23	CR75-1R5MC	1R5M	1.5 μH ± 20 %	17.0	5.5	45.6	4752-0032
24	CR75-1R8MC	1R8M	1.8 μH ± 20 %	19.5	4.5	36.4	4752-0033
25	CR75-2R2MC	2R2M	2.2 μH ± 20 %	22.1	4.2	31.1	4752-0034
26	CR75-3R3MC	3R3M	3.3 μH ± 20 %	24.7	3.7	26.8	4752-0035
27	CR75-3R9MC	3R9M	3.9 μH ± 20 %	27.3	3.5	24.6	4752-0036
28	CR75-4R7MC	4R7M	4.7 μH ± 20 %	30.0	3.1	20.4	4752-0037
29	CR75-5R6MC	5R6M	5.6 μH ± 20 %	32.5	2.8	20.0	4752-0039
30	CR75-6R8MC	6R8M	6.8 μH ± 20 %	36.4	2.7	19.6	4752-0040
31	CR75-8R2MC	8R2M	8.2 μH ± 20 %	41.6	2.5	18.0	4752-0041

※ 1 : MEASURING CONDITIONS L 10 μH ~ 82 μH ; at 2.52 MHz  
 100 μH ~ 470 μH ; at 1 kHz  
 1.0 μH ~ 8.2 μH ; at 7.96 MHz △

※ 2 : THIS INDICATES THE VALUE OF CURRENT WHEN THE INDUCTANCE IS 10% LOWER THAN ITS INITIAL VALUE AT D.C. SUPERPOSITION OR D.C. CURRENT WHEN AT Δt = 40 °C WHICHEVER IS LOWER.(Ta = 20 °C)

19th, Feb., 1998			SUMIDA CODE	4752
CHK.	CHK.	DRG.	DRG. NO. 5/8  S-074-6019	
SUNNY	FENG	DENG Y		

# SPECIFICATION

TYPE

CR75

## ELECTRICAL CHARACTERISTICS II (IN THE CASE OF BOX)

NO	PART NO.	STAMP	INDUCTANCE [WITHIN] ※1	D. C. R. (Ω) [MAX.] (at20℃)	RATED CURRENT (A) ※2	S. R. F. (MHz) [TYP]	SUMIDA CODE
32	CR75-100KB	100K	10 μH ± 10 %	0.07	2.3	28	4752-0042
33	CR75-120KB	120K	12 μH ± 10 %	0.08	2.0	23	4752-0043
34	CR75-150KB	150K	15 μH ± 10 %	0.09	1.8	22	4752-0044
35	CR75-180KB	180K	18 μH ± 10 %	0.10	1.6	20	4752-0045
36	CR75-220KB	220K	22 μH ± 10 %	0.11	1.5	17	4752-0046
37	CR75-270KB	270K	27 μH ± 10 %	0.12	1.3	15	4752-0047
38	CR75-330KB	330K	33 μH ± 10 %	0.13	1.2	15	4752-0048
39	CR75-390KB	390K	39 μH ± 10 %	0.16	1.1	14	4752-0050
40	CR75-470KB	470K	47 μH ± 10 %	0.18	1.1	13	4752-0052
41	CR75-560KB	560K	56 μH ± 10 %	0.24	0.94	11	4752-0053
42	CR75-680KB	680K	68 μH ± 10 %	0.28	0.85	11	4752-0054
43	CR75-820KB	820K	82 μH ± 10 %	0.37	0.78	10	4752-0055
44	CR75-101KB	101K	100 μH ± 10 %	0.43	0.72	9.2	4752-0056
45	CR75-121KB	121K	120 μH ± 10 %	0.47	0.66	7.7	4752-0057
46	CR75-151KB	151K	150 μH ± 10 %	0.64	0.58	6.1	4752-0058
47	CR75-181KB	181K	180 μH ± 10 %	0.71	0.51	5.8	4752-0059
48	CR75-221KB	221K	220 μH ± 10 %	0.96	0.49	5.2	4752-0060
49	CR75-271KB	271K	270 μH ± 10 %	1.11	0.42	4.8	4752-0061
50	CR75-331KB	331K	330 μH ± 10 %	1.26	0.40	4.3	4752-0063
51	CR75-391KB	391K	390 μH ± 10 %	1.77	0.36	4.3	4752-0064
52	CR75-471KB	471K	470 μH ± 10 %	1.96	0.34	3.8	4752-0065

19th, Feb., 1998

SUMIDA CODE

4752

CHK.	CHK.	DRG.	DRG. NO. 6/8
SUNNY	FENG	DENG Y	

# SPECIFICATION

TYPE

CR75

NO	PART NO. ▲	STAMP	INDUCTANCE [WITHIN] ※ 1	D. C. R. (mΩ) [MAX.] (at 20°C)	RATED CURRENT (A) ※ 2	S. R. F. (MHz) [TYP]	SUMIDA CODE
53	CR75-1R0MB	1R0M	1.0 μH ± 20 %	15.6	6.0	53.7	4752-0066
54	CR75-1R5MB	1R5M	1.5 μH ± 20 %	17.0	5.5	45.6	4752-0067
55	CR75-1R8MB	1R8M	1.8 μH ± 20 %	19.5	4.5	36.4	4752-0068
56	CR75-2R2MB	2R2M	2.2 μH ± 20 %	22.1	4.2	31.1	4752-0069
57	CR75-3R3MB	3R3M	3.3 μH ± 20 %	24.7	3.7	26.8	4752-0070
58	CR75-3R9MB	3R9M	3.9 μH ± 20 %	27.3	3.5	24.6	4752-0071
59	CR75-4R7MB	4R7M	4.7 μH ± 20 %	30.0	3.1	20.4	4752-0072
60	CR75-5R6MB	5R6M	5.6 μH ± 20 %	32.5	2.8	20.0	4752-0074
61	CR75-6R8MB	6R8M	6.8 μH ± 20 %	36.4	2.7	19.6	4752-0075
62	CR75-8R2MB	8R2M	8.2 μH ± 20 %	41.6	2.5	18.0	4752-0076

※ 1 : MEASURING CONDITIONS L 10 μH ~ 82 μH ; at 2.52 MHz  
 100 μH ~ 470 μH ; at 1 kHz  
 1.0 μH ~ 8.2 μH ; at 7.96 MHz ▲

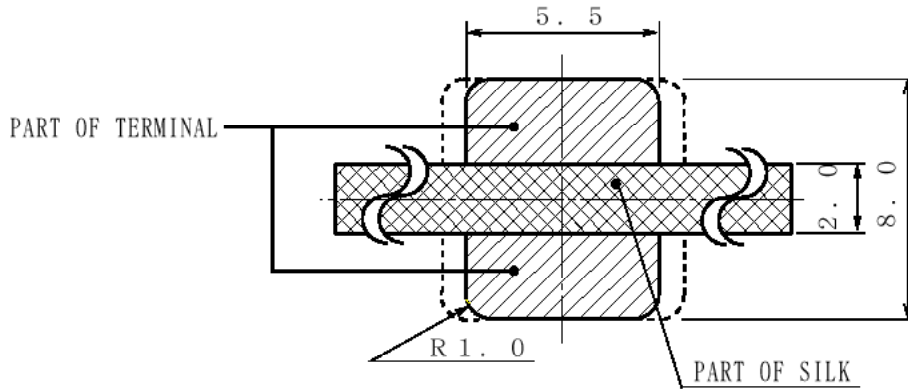
※ 2 : THIS INDICATES THE VALUE OF CURRENT WHEN THE INDUCTANCE IS 10% LOWER THAN ITS INITIAL VALUE AT D.C. SUPERPOSITION OR D.C. CURRENT WHEN AT Δt = 40 °C WHICHEVER IS LOWER.(Ta = 20 °C)

19th, Feb., 1998			SUMIDA CODE	4752
CHK.	CHK.	DRG.	DRG. NO. 7/8  S-074-6019	
SUNNY	FENG	DENG Y		

# SPECIFICATION

TYPE
CR75

DIMENSION RECOMMENDED (mm)



PLEASE COAT WITH SILK BETWEEN TERMINAL.

THICKNESS OF METALMASK RECOMMENDED 0.15t.

19th, Feb., 1998

CHK.	CHK.	DRG.
SUNNY	FENG	DENG
		Y

DRG. NO.	8/8
S-074-6019	

## Looking for pricing, stock, or lifecycle information?

Click below to explore more details on WIN SOURCE:

- ⊖ [View CR75-270KC on WIN SOURCE](#)
- ⊖ [Sumida America Components Inc. Information](#)

## Optimize Your Supply Chain with WIN SOURCE Solutions

- ✓ Global Sourcing Solution
- ✓ Obsolete Management
- ✓ Cost Control Management
- ✓ Shortage Management
- ✓ Alternative Solution
- ✓ Excess Inventory Management