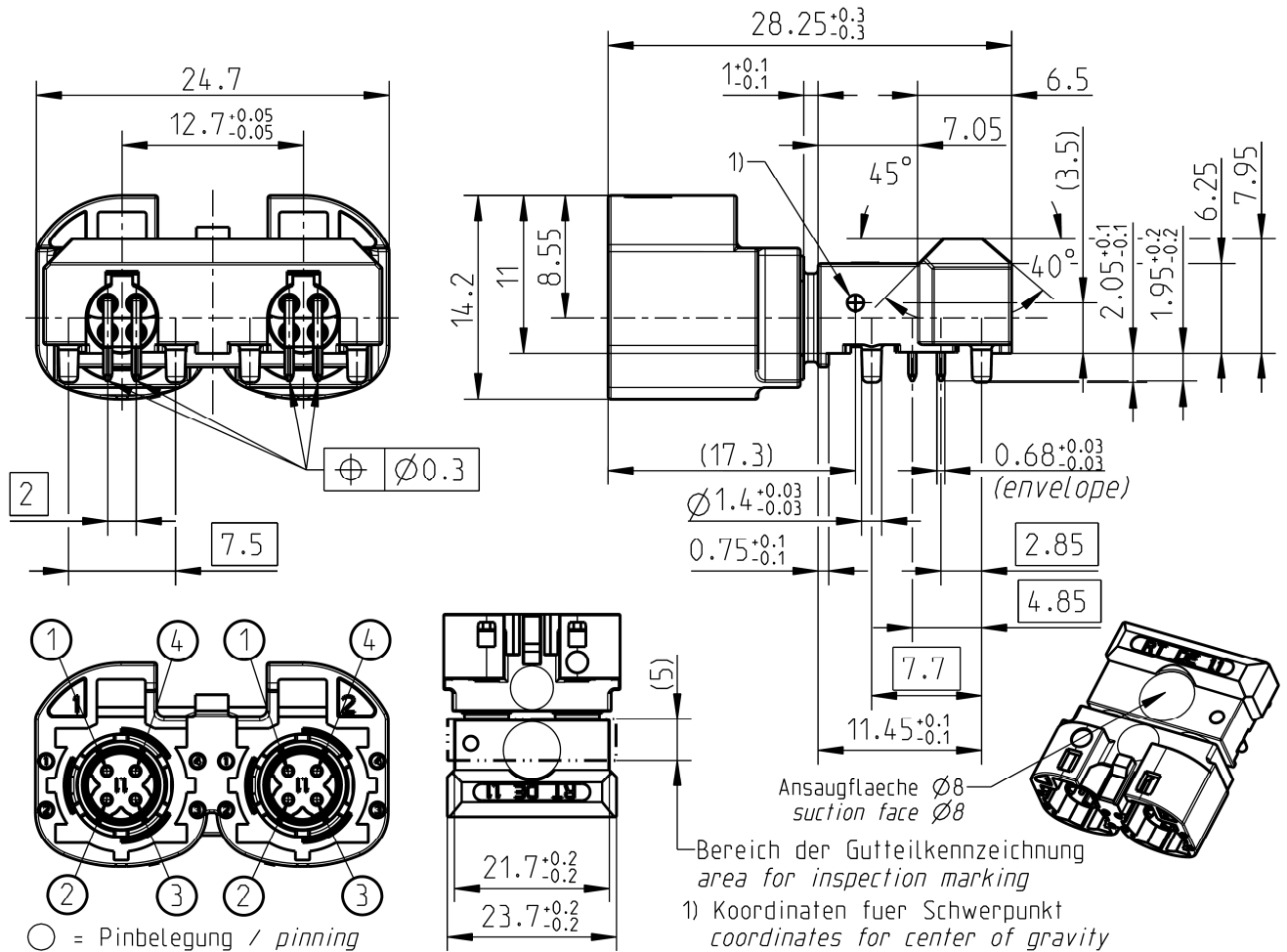




**THE DATASHEET OF
D4S21J-40MA5-A**





All dimensions are in mm; tolerances according to ISO 2768 m-H
EMC-screening must be assured by chassis compartment. Control box manufacturer is responsible for EMC-screening.

Interface

According to RN 059-03

Documents

Pinning instruction RN_053-01
Panel piercing MB_353
Test specification RN 061-01

Material and plating

Connector parts

Center contact

Material

Spring bronze

Plating

Gold, 0.15 µm (Interface)

Tin, 0.5-2 µm (PCB)

Nickel, 3-6 µm

Tin, 2-4 µm, over nickel

Outer contact 1 (Interface)

Brass

Outer contact 2 (PCB)

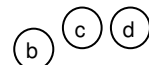
Zinc Alloy

Dielectric

LCP

Plastic housing

PA 10T/X



Electrical data

Impedance, differential mode	100 Ω differential signalling, for one pair or quad cable shielded
Frequency	DC to 2.0 GHz
Return loss	≥ 20 dB to 1.0 GHz ≥ 17 dB to 2.0 GHz
Insertion loss	≤ 0.1 dB @ 1.0 GHz
Skew (between signal contacts)	≤ 5 psec.
Nearend-Crosstalk	≤ 30 dB
Farend-Crosstalk	≤ 35 dB
Insulation resistance	≥ 1x10 ³ MΩ
Signal contact resistance	≤ 10 mΩ
Outer contact resistance	≤ 7.5 mΩ
Test voltage	250 V rms
Working voltage	100 V rms
Power current	≤ 1.5 A DC
RF-leakage (shielding effectiveness)	≥ 75 dB up to 1 GHz (IEC 62153-4-7) ≥ 65 dB up to 2 GHz (IEC 62153-4-7)

Mechanical data

Mating cycles	≥ 25
Engagement force each contact	≤ 30 N
Disengagement force each contact	≥ 5 N
Retention force latch	≥ 110 N
Coding efficiency	≥ 80 N

Environmental data

Temperature range	-40°C to +105°C
Thermal shock	DIN IEC 60068-2-14 Test Na
Temperature and humidity	USCar 2 – 4 5.6.2
Vibration (Random)	DIN IEC 60068-2-64
Mechanical Shock	DIN IEC 60068-2-27
High-Temp. Exposure	DIN IEC 60068-2-2
Soldering profile	acc. to IEC 60068-2-58; Group 3&4
RoHS	compliant (b)

Tooling

N/A

Suitable cables

N/A

Packing

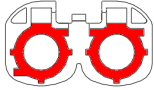

Standard	200 pcs in tape & reel
Weight	14.9 g/pce





Dieses Dokument ist urheberrechtlich geschützt • This document is protected by copyright • Rosenberger Hochfrequenztechnik GmbH & Co. KG

RF_35/05:10/6.0

Packing

Part Number has to be accomplished by codification

Standard coding	Plug	Colour	RAL	Part-Number
B (B+A)		natural	sim. 9001	D4S21J-40MA5-B
C (C+D)		light blue	sim. 5012	D4S21J-40MA5-C
E (E+F)		may green	sim. 6017	D4S21J-40MA5-E

Additional coding	Plug	Colour	RAL	Part-Number
A (A+B)		graphite black	sim. 9011	D4S21J-40MA5-A
D (D+C)		claret violet	sim. 4004	D4S21J-40MA5-D
F (F+E)		nut brown	sim. 8011	D4S21J-40MA5-F
Z (Z+Z)		waterblue	sim. 5021	D4S21J-40MA5-Z

Change History



Rev.	Date	Change
b00	14.07.14	Plating Outer contact 2 (PCB) changed from Tin 14-16µm, over nickel to Tin, 3-6µm, over nickel Environmental data specification changed from "2002/95/EC (RoHS)" to "RoHS"
c00	15.07.14	Plating Outer contact 1 (Interface) changed from Nickel 3-6µm to Nickel 2-4µm Plating Outer contact 2 (PCB) changed from Tin 3-6µm, over nickel to Tin, 2-4µm, over nickel
d00	27.03.24	Plating Outer contact 1 (Interface) changed from Nickel 2-4µm to Nickel 3-6µm

While the information has been carefully compiled to the best of our knowledge, nothing is intended as representation or warranty on our part and no statement herein shall be construed as recommendation to infringe existing patents. In the effort to improve our products, we reserve the right to make changes judged to be necessary.

Draft	Date	Approved	Date	Rev.	Engineering change number	Name	Date
J. Maier	22.04.10	F. Galluseder	27.03.24	d00	24-0409	N. Naus	27.03.24
Rosenberger Hochfrequenztechnik GmbH & Co. KG P.O.Box 1260 D-84526 Tittmoning Germany www.rosenberger.de					Tel. : +49 8684 18-0 Fax : +49 8684 18-499 Email : info@rosenberger.de		Page 3 / 3

Looking for pricing, stock, or lifecycle information?

Click below to explore more details on WIN SOURCE:

-  [View D4S21J-40MA5-A on WIN SOURCE](#)
-  [Rosenberger Information](#)

Optimize Your Supply Chain with WIN SOURCE Solutions

-  Global Sourcing Solution
-  Obsolete Management
-  Cost Control Management
-  Shortage Management
-  Alternative Solution
-  Excess Inventory Management