




**THE DATASHEET OF
OPB718Z**



Photologic® Reflective Object Sensor

OPB715Z, OPB716Z, OPB717Z, OPB718Z



Features:

- Focused for maximum sensitivity
- .5" (12.700 mm) sensing distance
- Panel mount
- Choice of output configurations
- 18" (457.200 mm) minimum wire length

Description:

The **OPB715Z** series reflective assembly consists of a GaAlAs LED and a Photologic® sensor enclosed in an IR transmissive housing. The sensor is characterized to detect paper at 0.5" (12.7 mm). The sensor has a wide operating distance range and is capable of detecting reflective objects at other distances. The reflective distance depends on the reflectance materials.

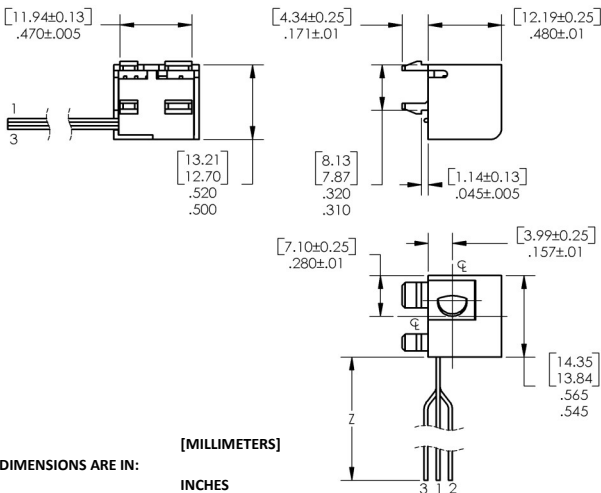
These devices are designed to replace conventional mechanical limit switches where long life and reliability are critical. The switches are designed to easily snap mount into a 0.036 inch (0.914 mm) 20 gage thick material with a rectangular opening of 0.315" x 0.472" (8.0 mm x 12.0 mm).

The sensor's panel-mount plastic housing shields stray light and is terminated with 18" (457 mm) UL approved 26 AWG wire leads. The LED is current limited internally for design convenience. Its output can be specified as either TTL Totem-Pole or TLL Open-Collector. Inverted output options are available for either output configuration.

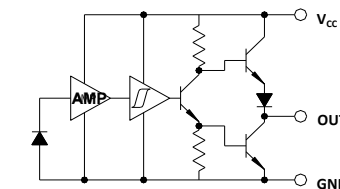
Applications:

- Focused for maximum sensitivity
- 0.5" (12.700 mm) sensing distance
- Panel mount
- Choice of output configurations
- 18" (457.200 mm) minimum wire length

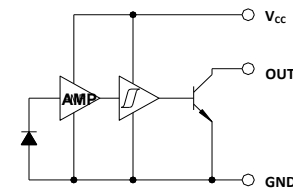
| Part Number | LED Peak Wavelength | Sensor Photologic® | Reflection Distance Inch (mm) | Lead Length / Spacing |
|-------------|---------------------|--------------------|-------------------------------|-----------------------|
| OPB715Z | 890 nm | Totem-Pole | 0.50" | 18" / 26 AWG Wire |
| OPB716Z | | Open-Collector | | |
| OPB717Z | | Inv-Totem-Pole | | |
| OPB718Z | | Inv-Open-Collector | | |



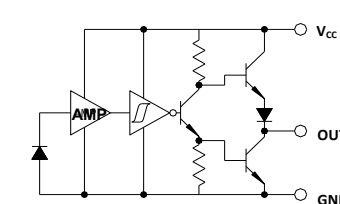
OPB715 Buffered Totem-Pole



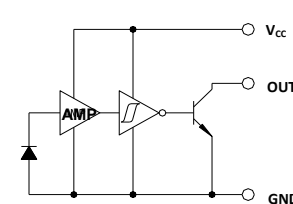
OPB716 Buffered Open Collector



OPB717 Inverted Totem-Pole



OPB718 Inverted Open-Collector



| Color-Pin # | Description |
|-------------|-----------------|
| Orange | V _{CC} |
| White | Output |
| Violet | Ground |

DIMENSIONS ARE IN:

[MILLIMETERS]
INCHES



RoHS

General Note

TT Electronics reserves the right to make changes in product specification without notice or liability. All information is subject to TT Electronics' own data and is considered accurate at time of going to print.

TT Electronics | OPTEK Technology
2900 E. Plano Pkwy, Plano, TX 75074 | Ph: +1 972 323 2200
www.ttelectronics.com | sensors@ttelectronics.com

Electrical Specifications

| Absolute Maximum Ratings (T _A = 25° C unless otherwise noted) | |
|--|------------------|
| Storage & Operating Temperature Range | -40° C to +85° C |
| Supply Voltage, V _{CC} (not to exceed 2 seconds) | 10 V |
| Power Dissipation ⁽¹⁾ | 300 mW |
| Output Voltage (Open-Collector only) | 35 V |

| Electrical Characteristics (T _A = 25° C unless otherwise noted, see OPL560 series for additional electrical information) | | | | | | |
|---|----------------------------------|---------------------------------|-----|------|-------|---|
| SYMBOL | PARAMETER | MIN | TYP | MAX | UNITS | TEST CONDITIONS |
| V _{CC} | Operating Supply Voltage | 4.75 | - | 5.25 | V | - |
| I _{CCL} | Low-Level Supply Current: | - | - | 30 | mA | V _{CC} = 5.0 V, output open |
| I _{CCH} | High-Level Supply Current | - | - | 50 | mA | V _{CC} = 5.0 V, output open |
| I _{OH} | High Level Output Current | - | - | 100 | μA | V _{OH} = 30 V, E _E = 1 mW/cm ² |
| | OPB716 OPB718 | - | - | 100 | μA | V _{OH} = 30 V, E _E = 0 |
| I _{OS} | Short Circuit Output Current | - | - | 100 | μA | V _{CC} = 5.0 V, V _{CH} = 5 V |
| | OPB715 OPB717 | - | - | 100 | μA | |
| V _{OH} | High Level Output Voltage | V _{CC} - | - | - | V | I _{OH} = -1 μA, E _E = 1 mW/cm ² I _{OH} = -1 μA, E _E = 0 |
| | OPB715, OPB717 OPB716, OPB718 | 2.1 V _{CC} - 2.1 | - | - | V | |
| V _{OL} | Low Level Output Voltage | - | - | .4 | V | I _{OL} = 16 mA, E _E = 0 I _{OL} = 16 mA, E _E = 1 mW/cm ² |
| | OPB715, OPB717 OPB716, OPB718 | - | - | .4 | V | |

Notes:

- (1) Derate linearly at 5.0 mW / °C above 25° C.
- (2) Terminating wire is 7 strand, 26 AWG, UL 1429.
- (3) Tested at d = 0.55" (12.7 mm) from a 90% diffuse, white test surface. Reference: Eastman Kodak Catalog #E 152 7795.
- (4) No reflective surface.

General Note

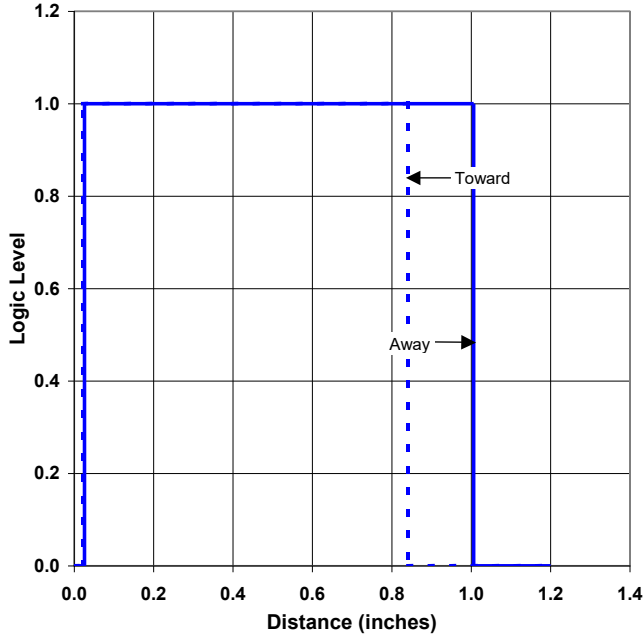
TT Electronics reserves the right to make changes in product specification without notice or liability. All information is subject to TT Electronics' own data and is considered accurate at time of going to print.

Photologic® Reflective Object Sensor

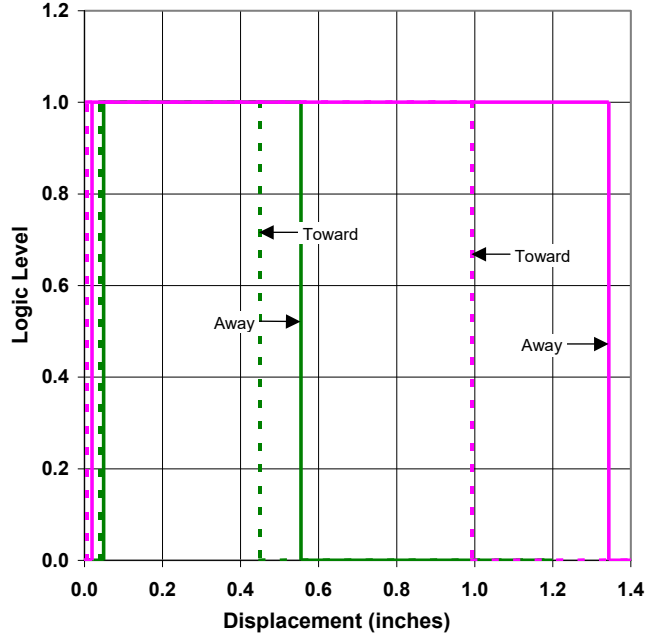
OPB715Z, OPB716Z, OPB717Z, OPB718Z



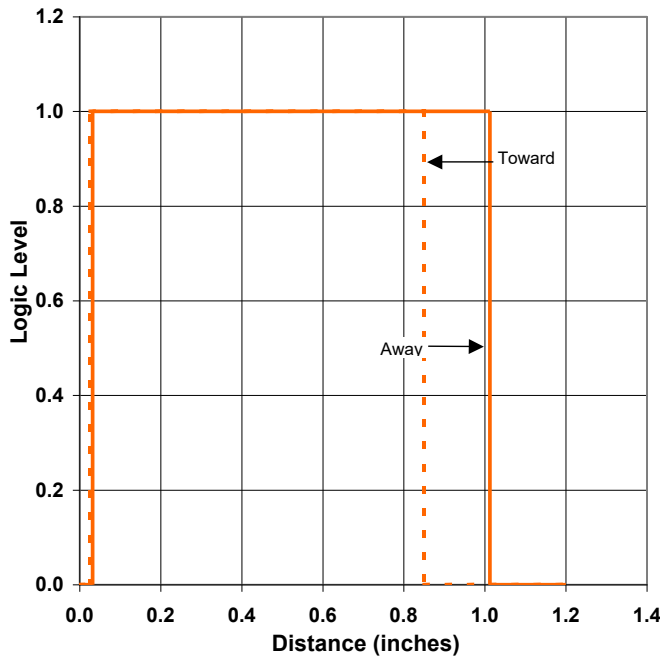
Typical - Voltage vs Displacement
Kodak 90%



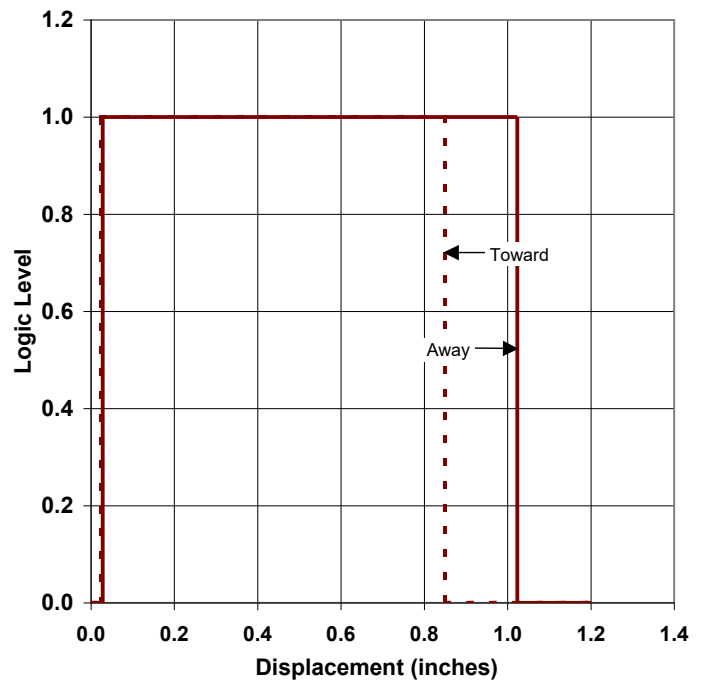
Typical - Voltage vs Displacement
Kodak 19% & Retroreflective



Typical - Voltage vs Displacement
Copy Paper



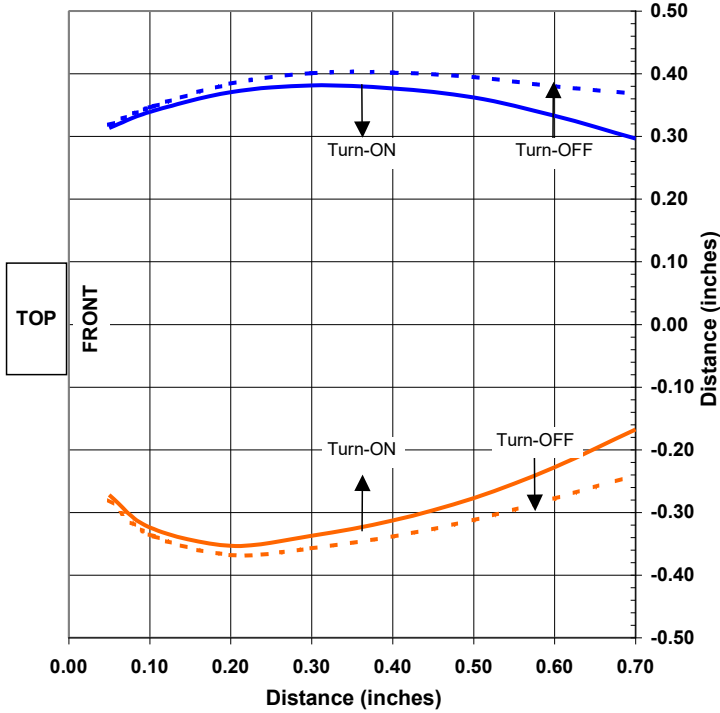
Typical - Voltage vs Displacement
Avery Label 5160



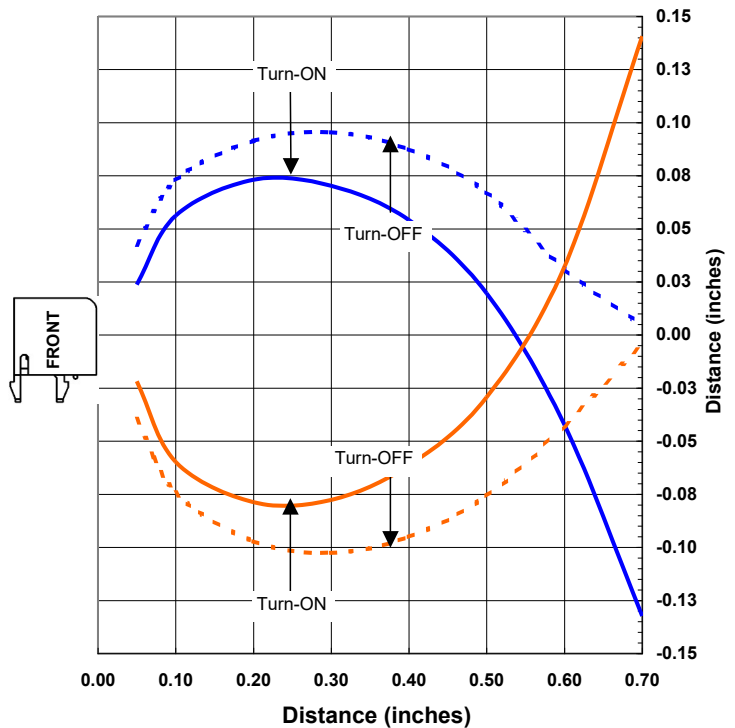
General Note
TT Electronics reserves the right to make changes in product specification without notice or liability. All information is subject to TT Electronics' own data and is considered accurate at time of going to print.

TT Electronics | OPTEK Technology
2900 E. Plano Pkwy, Plano, TX 75074 | Ph: +1 972 323 2200
www.ttelectronics.com | sensors@ttelectronics.com

Typical - Trigger Points vs Displacement
From Both Sides



Typical - Trigger Points vs Displacement
From Top & Bottom



General Note
TT Electronics reserves the right to make changes in product specification without notice or liability. All information is subject to TT Electronics' own data and is considered accurate at time of going to print.

TT Electronics | OPTEK Technology
2900 E. Plano Pkwy, Plano, TX 75074 | Ph: +1 972 323 2200
www.ttelectronics.com | sensors@ttelectronics.com

Looking for pricing, stock, or lifecycle information?

Click below to explore more details on WIN SOURCE:

 [View OPB718Z on WIN SOURCE](#)

 [TT Electronics](#) Information

Optimize Your Supply Chain with WIN SOURCE Solutions

-  Global Sourcing Solution
-  Obsolete Management
-  Cost Control Management
-  Shortage Management
-  Alternative Solution
-  Excess Inventory Management