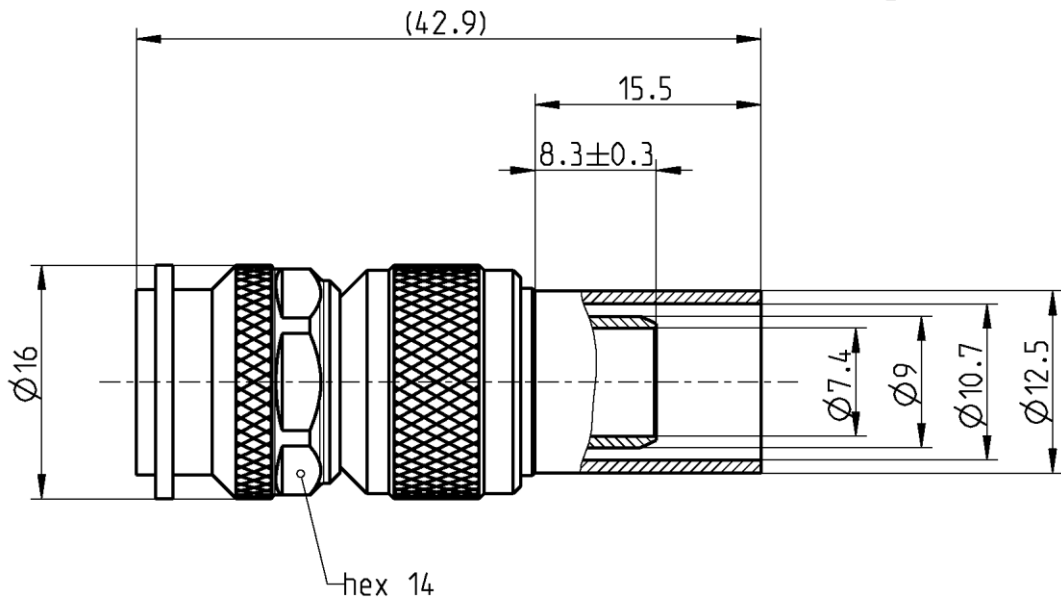
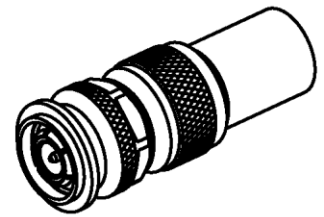




THE DATASHEET OF
56S101-115N5





All dimensions are in mm; tolerances according to ISO 2768 m-H

Interface

According to IEC 60169-17, MIL-PRF-39012, DIN EN 122200

Documents

Assembly instruction 51 0

Material and plating

Connector parts

	Material	Plating
Center contact	Brass	AuroDur®, gold plated
Outer contact	Brass	Flash white bronze over silver(e.g. Optargen®)
Body	Brass	Flash white bronze over silver(e.g. Optargen®)
Dielectric	PTFE	
Gasket	NeopreneCR 50C6	
Crimping ferrule	Copper	Flash white bronze over silver(e.g. Optargen®)

Electrical data

Impedance	50 Ω
Frequency	DC to 10 GHz
Return loss	≥ 30 dB, DC to 1 GHz ≥ 20 dB, 1 to 2 GHz ≥ 16 dB, 2 to 6 GHz
Insertion loss	≤ 0.05 x √ f [GHz] dB, DC to 6 GHz
Insulation resistance	≥ 5 x10 ³ MΩ
Center contact resistance	≤ 1.5 mΩ
Outer contact resistance	≤ 1 mΩ
Test voltage	1500 V rms
Working voltage	500 V rms
Power handling (at 20 °C, sea level, VSWR 1.0)	≤ 80 W @ 2 GHz

- Limitations are possible due to the used cable type -

Mechanical data

Mating cycles	min. 500
Coupling test torque	max. 1.7 Nm
Recommended torque	0.46 Nm to 0.69 Nm

Environmental data

Temperature range	-65°C to +165°C
Thermal shock	MIL-STD-202, Meth. 107, Cond. B
Corrosion	MIL-STD-202, Meth. 101, Cond. B
Vibration	MIL-STD-202, Meth. 204, Cond. B
Shock	MIL-STD-202, Meth. 213, Cond. G
Moisture resistance	MIL-STD-202, Meth. 106
RoHS	compliant

Tooling

Crimping tool	11W150-000
Crimp insert	11W150-215

Suitable cables

RG 213 /U

Weight

Weight	30.7 g/pce
--------	------------

While the information has been carefully compiled to the best of our knowledge, nothing is intended as representation or warranty on our part and no statement herein shall be construed as recommendation to infringe existing patents. In the effort to improve our products, we reserve the right to make changes judged to be necessary.

For the installation of the electrotechnical equipment, particular electrotechnical expertise is required.





Draft	Date	Approved	Date	Rev.	Engineering change number	Name	Date
Inge Mühlauer	10.08.04	Chr. Janßen	01.02.21	e00	20-1927	S. Huber-Siegl	01.02.21

Rosenberger Hochfrequenztechnik GmbH & Co. KG P.O.Box 1260 D-84526 Tittmoning Germany www.rosenberger.com				Tel. : +49 8684 18-0 Email : info@rosenberger.com		Page 2 / 2	
--	--	--	--	--	--	---------------	--

Looking for pricing, stock, or lifecycle information?

Click below to explore more details on WIN SOURCE:

-  [View 56S101-115N5 on WIN SOURCE](#)
-  [Rosenberger Information](#)

Optimize Your Supply Chain with WIN SOURCE Solutions

-  Global Sourcing Solution
-  Obsolete Management
-  Cost Control Management
-  Shortage Management
-  Alternative Solution
-  Excess Inventory Management