



**THE DATASHEET OF
SML4749HE3_A/H**





Surface Mount Zener Diodes



SMA (DO-214AC)

FEATURES

- Plastic package has underwriters laboratory flammability classification 94 V-0
- For surface mounted applications
- Low Zener impedance
- Low regulation factor
- High temperature soldering guaranteed: 260 °C/10 s at terminals
- Standard voltage tolerance is ± 10 %, suffix A ± 5 %
- AEC-Q101 qualified available
- Material categorization: for definitions of compliance please see www.vishay.com/doc?99912



LINKS TO ADDITIONAL RESOURCES



| PRIMARY CHARACTERISTICS | | |
|------------------------------|---------------|------|
| PARAMETER | VALUE | UNIT |
| V _Z range nom. | 8.2 to 100 | V |
| Test current I _{ZT} | 2.5 to 31 | mA |
| V _Z specification | Pulse current | |
| Circuit configuration | Single | |

MECHANICAL DATA

Base P/N-E3 - RoHS-compliant, commercial grade

Base P/NHE3_X - RoHS-compliant and AEC-Q101 qualified ("_X" denotes revision code e.g. A, B, ...)

| ORDERING INFORMATION | | | |
|----------------------|----------------|---------------------------------------|------------------------|
| DEVICE NAME | ORDERING CODE | TAPED UNITS PER REEL | MINIMUM ORDER QUANTITY |
| SML4738 to SML4764A | SML4738-E3/5A | 7500 (12 mm tape on 13" plastic reel) | 7500 |
| | SML4738HE3_A/I | | |
| SML4738 to SML4764A | SML4738-E3/61 | 1800 (12 mm tape on 7" plastic reel) | 1800 |
| | SML4738HE3_A/H | | |

| PACKAGE | | | | |
|----------------|--------|--------------------------------------|-----------------------------------|------------------------------|
| PACKAGE NAME | WEIGHT | MOLDING COMPOUND FLAMMABILITY RATING | MOISTURE SENSITIVITY LEVEL | SOLDERING CONDITIONS |
| SMA (DO-214AC) | 64 mg | UL 94 V-0 | MSL level 1 (according J-STD-020) | Peak temperature max. 260 °C |

| ABSOLUTE MAXIMUM RATINGS (T _{amb} = 25 °C, unless otherwise specified) | | | | |
|---|------------------------|------------------|-------------|------|
| PARAMETER | TEST CONDITION | SYMBOL | VALUE | UNIT |
| Power dissipation | T _L = 75 °C | P _{tot} | 1000 | mW |
| Junction temperature | | T _j | 150 | °C |
| Storage temperature range | | T _{stg} | -65 to +150 | °C |



| ELECTRICAL CHARACTERISTICS ($T_{amb} = 25\text{ }^{\circ}\text{C}$, unless otherwise specified) | | | | | | | | | |
|--|--------------|---------------------|--------------|-----------|-----------------|------|--------------------|-----------------------|------------------------------|
| PART NUMBER | MARKING CODE | ZENER VOLTAGE RANGE | TEST CURRENT | | REVERSE CURRENT | | DYNAMIC RESISTANCE | | SURGE CURRENT ⁽¹⁾ |
| | | V_Z at I_{ZT1} | I_{ZT1} | I_{ZT2} | I_R at V_R | | Z_Z at I_{ZT1} | Z_{ZK} at I_{ZT2} | I_{RM} |
| | | V | mA | | μA | V | Ω | | mA_{pk} |
| | | NOM. | | | MAX. | | MAX. | MAX. | MAX. |
| SML4738 | 8P2 | 8.2 | 31 | 0.5 | 10 | 6 | 4.5 | 700 | 550 |
| SML4739 | 9P1 | 9.1 | 28 | 0.5 | 10 | 7 | 5 | 700 | 500 |
| SML4740 | 10 | 10 | 25 | 0.25 | 10 | 7.6 | 7 | 700 | 454 |
| SML4741 | 11 | 11 | 23 | 0.25 | 5 | 8.4 | 8 | 700 | 414 |
| SML4742 | 12 | 12 | 21 | 0.25 | 5 | 9.1 | 9 | 700 | 380 |
| SML4743 | 13 | 13 | 19 | 0.25 | 5 | 9.9 | 10 | 700 | 344 |
| SML4744 | 15 | 15 | 17 | 0.25 | 5 | 11.4 | 14 | 700 | 305 |
| SML4745 | 16 | 16 | 15.5 | 0.25 | 5 | 12.2 | 16 | 700 | 285 |
| SML4746 | 18 | 18 | 14 | 0.25 | 5 | 13.7 | 20 | 750 | 250 |
| SML4747 | 20 | 20 | 12.5 | 0.25 | 5 | 15.2 | 22 | 750 | 225 |
| SML4748 | 22 | 22 | 11.5 | 0.25 | 5 | 16.7 | 23 | 750 | 205 |
| SML4749 | 24 | 24 | 10.5 | 0.25 | 5 | 18.2 | 25 | 750 | 190 |
| SML4750 | 27 | 27 | 9.5 | 0.25 | 5 | 20.6 | 35 | 750 | 170 |
| SML4751 | 30 | 30 | 8.5 | 0.25 | 5 | 22.8 | 40 | 1000 | 150 |
| SML4752 | 33 | 33 | 7.5 | 0.25 | 5 | 25.1 | 45 | 1000 | 135 |
| SML4753 | 36 | 36 | 7 | 0.25 | 5 | 27.4 | 50 | 1000 | 125 |
| SML4754 | 39 | 39 | 6.5 | 0.25 | 5 | 29.7 | 60 | 1000 | 115 |
| SML4755 | 43 | 43 | 6 | 0.25 | 5 | 32.7 | 70 | 1500 | 110 |
| SML4756 | 47 | 47 | 5.5 | 0.25 | 5 | 35.8 | 80 | 1500 | 95 |
| SML4757 | 51 | 51 | 5 | 0.25 | 5 | 38.8 | 95 | 1500 | 90 |
| SML4758 | 56 | 56 | 4.5 | 0.25 | 5 | 42.6 | 110 | 2000 | 80 |
| SML4759 | 62 | 62 | 4 | 0.25 | 5 | 47.1 | 125 | 2000 | 70 |
| SML4760 | 68 | 68 | 3.7 | 0.25 | 5 | 51.7 | 150 | 2000 | 65 |
| SML4761 | 75 | 75 | 3.3 | 0.25 | 5 | 56 | 175 | 2000 | 60 |
| SML4762 | 82 | 82 | 3 | 0.25 | 5 | 62.2 | 200 | 3000 | 55 |
| SML4763 | 91 | 91 | 2.8 | 0.25 | 5 | 69.2 | 250 | 3000 | 50 |
| SML4764 | 100 | 100 | 2.5 | 0.25 | 5 | 76 | 350 | 3000 | 45 |

Note

⁽¹⁾ Surge current is a non-repetitive, 8.3 ms pulse width square wave or equivalent sine-wave superimposed on I_{ZT} per JEDEC[®] method



| ELECTRICAL CHARACTERISTICS ($T_{amb} = 25\text{ }^{\circ}\text{C}$, unless otherwise specified) | | | | | | | | | |
|--|--------------|---------------------|--------------|-----------|-----------------|------|--------------------|-----------------------|------------------------------|
| PART NUMBER | MARKING CODE | ZENER VOLTAGE RANGE | TEST CURRENT | | REVERSE CURRENT | | DYNAMIC RESISTANCE | | SURGE CURRENT ⁽¹⁾ |
| | | V_Z at I_{ZT1} | I_{ZT1} | I_{ZT2} | I_R at V_R | | Z_Z at I_{ZT1} | Z_{ZK} at I_{ZT2} | I_{RM} |
| | | V | mA | | μA | V | Ω | | mA_{pk} |
| | | NOM. | | | MAX. | | MAX. | MAX. | MAX. |
| SML4738A | 8P2A | 8.2 | 31 | 0.5 | 10 | 6 | 4.5 | 700 | 550 |
| SML4739A | 9P1A | 9.1 | 28 | 0.5 | 10 | 7 | 5 | 700 | 500 |
| SML4740A | 10A | 10 | 25 | 0.25 | 10 | 7.6 | 7 | 700 | 454 |
| SML4741A | 11A | 11 | 23 | 0.25 | 5 | 8.4 | 8 | 700 | 414 |
| SML4742A | 12A | 12 | 21 | 0.25 | 5 | 9.1 | 9 | 700 | 380 |
| SML4743A | 13A | 13 | 19 | 0.25 | 5 | 9.9 | 10 | 700 | 344 |
| SML4744A | 15A | 15 | 17 | 0.25 | 5 | 11.4 | 14 | 700 | 305 |
| SML4745A | 16A | 16 | 15.5 | 0.25 | 5 | 12.2 | 16 | 700 | 285 |
| SML4746A | 18A | 18 | 14 | 0.25 | 5 | 13.7 | 20 | 750 | 250 |
| SML4747A | 20A | 20 | 12.5 | 0.25 | 5 | 15.2 | 22 | 750 | 225 |
| SML4748A | 22A | 22 | 11.5 | 0.25 | 5 | 16.7 | 23 | 750 | 205 |
| SML4749A | 24A | 24 | 10.5 | 0.25 | 5 | 18.2 | 25 | 750 | 190 |
| SML4750A | 27A | 27 | 9.5 | 0.25 | 5 | 20.6 | 35 | 750 | 170 |
| SML4751A | 30A | 30 | 8.5 | 0.25 | 5 | 22.8 | 40 | 1000 | 150 |
| SML4752A | 33A | 33 | 7.5 | 0.25 | 5 | 25.1 | 45 | 1000 | 135 |
| SML4753A | 36A | 36 | 7 | 0.25 | 5 | 27.4 | 50 | 1000 | 125 |
| SML4754A | 39A | 39 | 6.5 | 0.25 | 5 | 29.7 | 60 | 1000 | 115 |
| SML4755A | 43A | 43 | 6 | 0.25 | 5 | 32.7 | 70 | 1500 | 110 |
| SML4756A | 47A | 47 | 5.5 | 0.25 | 5 | 35.8 | 80 | 1500 | 95 |
| SML4757A | 51A | 51 | 5 | 0.25 | 5 | 38.8 | 95 | 1500 | 90 |
| SML4758A | 56A | 56 | 4.5 | 0.25 | 5 | 42.6 | 110 | 2000 | 80 |
| SML4759A | 62A | 62 | 4 | 0.25 | 5 | 47.1 | 125 | 2000 | 70 |
| SML4760A | 68A | 68 | 3.7 | 0.25 | 5 | 51.7 | 150 | 2000 | 65 |
| SML4761A | 75A | 75 | 3.3 | 0.25 | 5 | 56 | 175 | 2000 | 60 |
| SML4762A | 82A | 82 | 3 | 0.25 | 5 | 62.2 | 200 | 3000 | 55 |
| SML4763A | 91A | 91 | 2.8 | 0.25 | 5 | 69.2 | 250 | 3000 | 50 |
| SML4764A | 100A | 100 | 2.5 | 0.25 | 5 | 76 | 350 | 3000 | 45 |

Note

⁽¹⁾ Surge current is a non-repetitive, 8.3 ms pulse width square wave or equivalent sine-wave superimposed on I_{ZT} per JEDEC[®] method

BASIC CHARACTERISTICS ($T_{amb} = 25\text{ }^{\circ}\text{C}$, unless otherwise specified)



Fig. 1 - Maximum Continuous Power Dissipation



Fig. 4 - Typical Instantaneous Forward Characteristics for SML4763



Fig. 2 - Typical Zener Impedance



Fig. 5 - Typical Reverse Characteristics

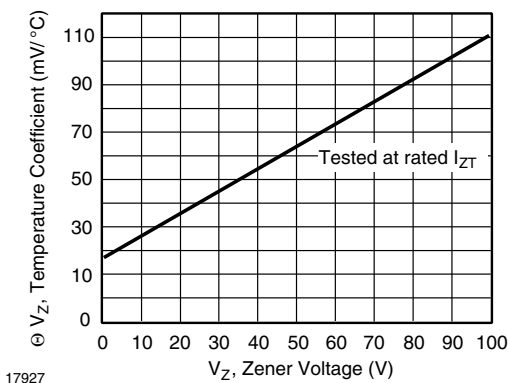
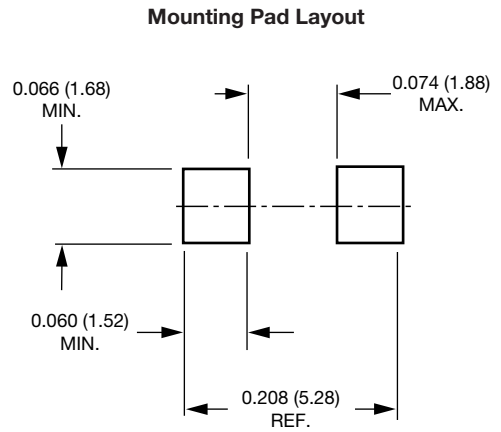


Fig. 3 - Typical Temperature Coefficients



PACKAGE DIMENSIONS in inches (millimeters): SMA (DO-214AC)





Disclaimer

ALL PRODUCT, PRODUCT SPECIFICATIONS AND DATA ARE SUBJECT TO CHANGE WITHOUT NOTICE TO IMPROVE RELIABILITY, FUNCTION OR DESIGN OR OTHERWISE.

Vishay Intertechnology, Inc., its affiliates, agents, and employees, and all persons acting on its or their behalf (collectively, "Vishay"), disclaim any and all liability for any errors, inaccuracies or incompleteness contained in any datasheet or in any other disclosure relating to any product.

Vishay makes no warranty, representation or guarantee regarding the suitability of the products for any particular purpose or the continuing production of any product. To the maximum extent permitted by applicable law, Vishay disclaims (i) any and all liability arising out of the application or use of any product, (ii) any and all liability, including without limitation special, consequential or incidental damages, and (iii) any and all implied warranties, including warranties of fitness for particular purpose, non-infringement and merchantability.

Statements regarding the suitability of products for certain types of applications are based on Vishay's knowledge of typical requirements that are often placed on Vishay products in generic applications. Such statements are not binding statements about the suitability of products for a particular application. It is the customer's responsibility to validate that a particular product with the properties described in the product specification is suitable for use in a particular application. Parameters provided in datasheets and / or specifications may vary in different applications and performance may vary over time. All operating parameters, including typical parameters, must be validated for each customer application by the customer's technical experts. Product specifications do not expand or otherwise modify Vishay's terms and conditions of purchase, including but not limited to the warranty expressed therein.



Hyperlinks included in this datasheet may direct users to third-party websites. These links are provided as a convenience and for informational purposes only. Inclusion of these hyperlinks does not constitute an endorsement or an approval by Vishay of any of the products, services or opinions of the corporation, organization or individual associated with the third-party website. Vishay disclaims any and all liability and bears no responsibility for the accuracy, legality or content of the third-party website or for that of subsequent links.

Except as expressly indicated in writing, Vishay products are not designed for use in medical, life-saving, or life-sustaining applications or for any other application in which the failure of the Vishay product could result in personal injury or death. Customers using or selling Vishay products not expressly indicated for use in such applications do so at their own risk. Please contact authorized Vishay personnel to obtain written terms and conditions regarding products designed for such applications.

No license, express or implied, by estoppel or otherwise, to any intellectual property rights is granted by this document or by any conduct of Vishay. Product names and markings noted herein may be trademarks of their respective owners.

Looking for pricing, stock, or lifecycle information?

Click below to explore more details on WIN SOURCE:

-  [View SML4749HE3_A/H on WIN SOURCE](#)
-  [Vishay Information](#)

Optimize Your Supply Chain with WIN SOURCE Solutions

-  Global Sourcing Solution
-  Obsolete Management
-  Cost Control Management
-  Shortage Management
-  Alternative Solution
-  Excess Inventory Management