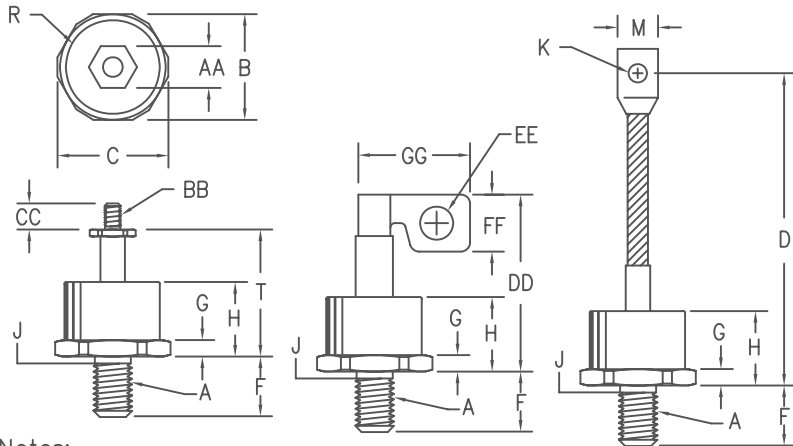




THE DATASHEET OF
S43120



Silicon Power Rectifier S/R43 Series



Notes:

1. 3/8-24 UNF-3A
2. Full threads within 2 1/2 threads
3. Accepts 1/4-28 UNF-2B Nut
4. Reverse polarity; Stud is Anode

Microsemi Catalog Number	JEDEC Numbers	Peak Reverse Voltage
	1N2436	50V
*S4310	1N2437 1N3288A 1N4587	100V
	1N2438	150V
*S4320	1N2439 1N3289A 1N4588	200V
	1N2440	250V
*S4330	1N2441 1N3290A 1N4589	300V
	1N2442	350V
*S4340	1N2443 1N3291A 1N4590	400V
*S4350	1N2444 1N3292A 1N4591	500V
*S4360	1N2445 1N3293A 1N4592	600V
*S4380	1N3294A 1N4593	800V
*S43100	1N3295A 1N4594	1000V
*S43120	1N3296A 1N4595	1200V
*S43140	1N3297A 1N4596	1400V
*S43160		1600V

*For Reverse Polarity, change S to R
For 1N types, add R suffix for Reverse Polarity
Add the suffix TS to the part number if Top Stud; F for Flag

Dim.	Inches		Millimeter		Notes
	Minimum	Maximum	Minimum	Maximum	
A	---	---	---	---	1
B	1.040	1.060	26.67	26.92	
C	---	1.166	---	29.61	
D	4.30	4.70	109.22	119.38	
F	.610	.640	15.49	16.25	
G	.213	.233	5.41	5.66	
H	---	.745	---	18.92	
J	.344	.373	8.74	9.47	2
K	.276	.286	7.01	7.26	
M	.465	.670	11.81	17.78	
R	---	.850	---	21.59	Dia
T	1.426	---	36.22	---	
AA	.422	.453	10.84	11.09	
BB	---	---	---	---	3
CC	.407	---	10.33	---	
DD	---	1.75	---	44.45	
EE	.215	.225	5.46	5.72	Dia
FF	.360	.390	9.14	9.91	
GG	.740	.750	18.80	19.05	

D0205AA (D08)

- Soft recovery
- Glass Passivated Die
- 2500 Amps Surge Rating
- Glass to metal seal construction
- VRRM to 1600V

Electrical Characteristics

Average forward current	IF(AV) 150 Amps	TC = 148°C, Half Sine Wave, RθJC = 0.35°C/W
Maximum surge current	IFSM 2500 Amps	8.3ms, half sine, TJ = 200°C
Max I ² t for fusing	I ² t 26000 A ² s	
Max peak forward voltage	VFM 1.1 Volts	IFM = 200A; TJ = 25°C*
Max peak reverse current	IRM 50 μA	VRRM, TJ = 25°C
Max peak reverse current	IRM 5.0 mA	VRRM, TJ = 150°C
Max Recommended Operating Frequency	7.5kHz	

*Pulse test: Pulse width 300 μsec. Duty cycle 2%

Thermal and Mechanical Characteristics

Storage temperature range	TSTG	-65°C to 200°C
Operating junction temp range	TJ	-65°C to 200°C
Maximum thermal resistance	RθJC	0.35°C/W Junction to Case
Mounting torque		80-100 inch pounds
Weight		2.75 ounces (78 grams) typical

S/R43

Figure 1
Typical Forward Characteristics

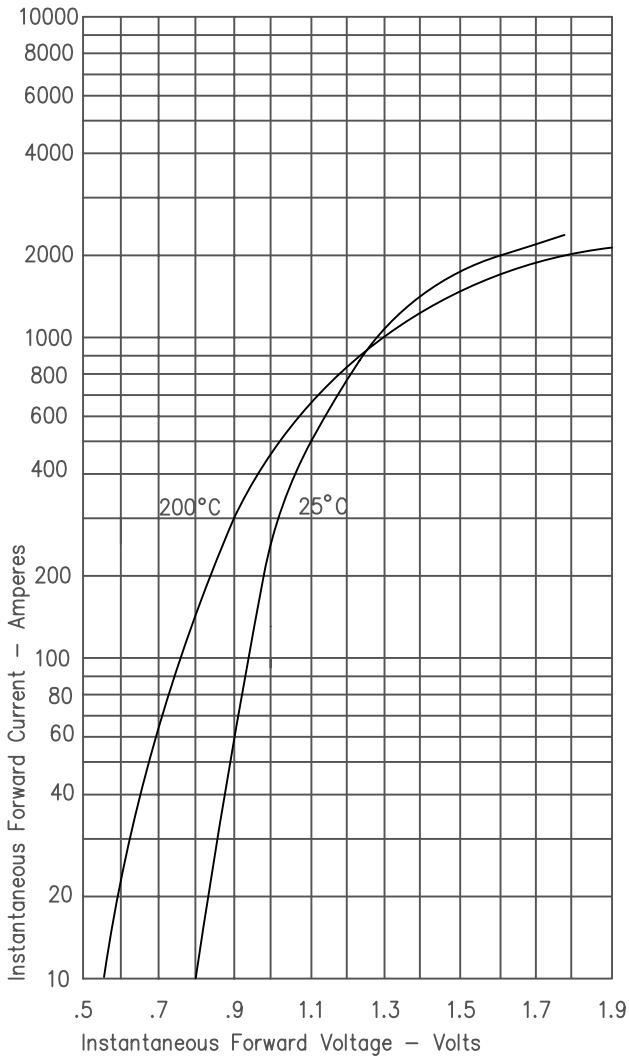


Figure 3
Forward Current Derating

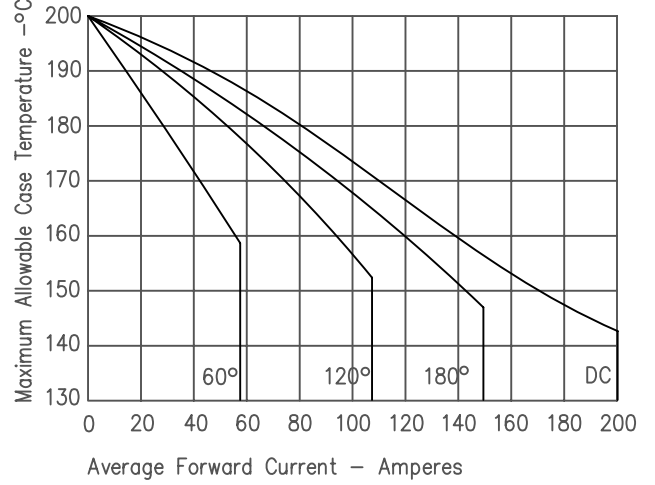


Figure 4
Maximum Forward Power Dissipation

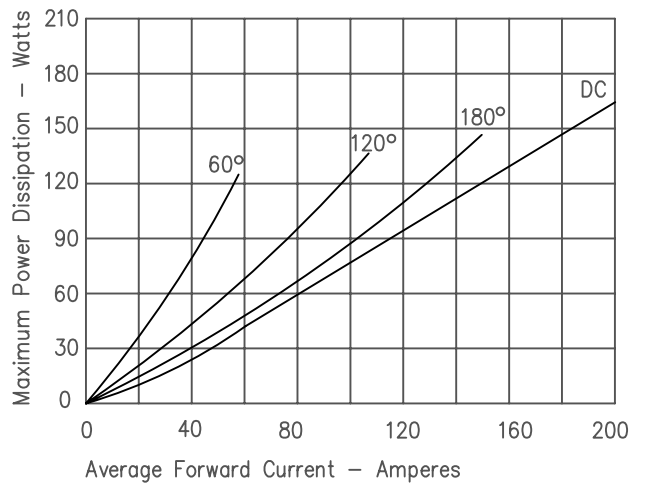


Figure 2
Typical Reverse Characteristics

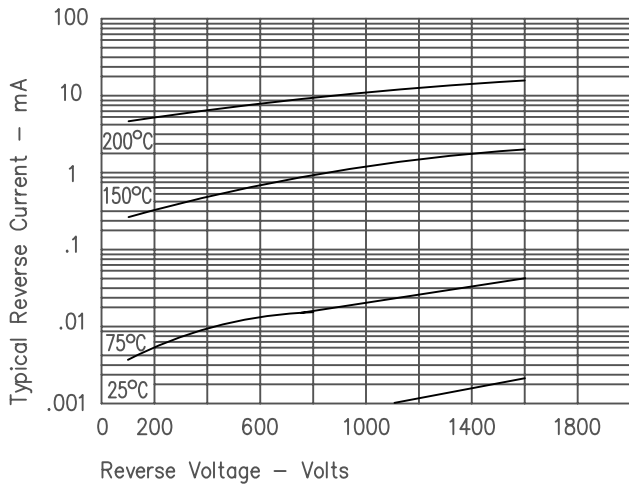
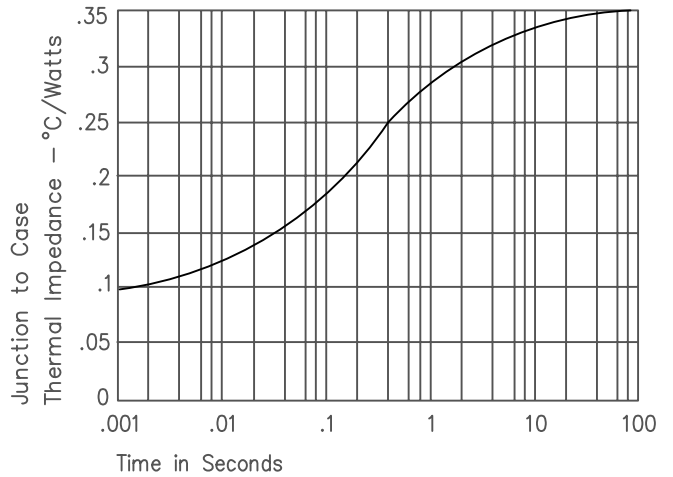


Figure 5
Transient Thermal Impedance



Looking for pricing, stock, or lifecycle information?

Click below to explore more details on WIN SOURCE:

- ⊖ [View S43120 on WIN SOURCE](#)
- ⊖ [Microchip Technology](#) Information

Optimize Your Supply Chain with WIN SOURCE Solutions

- ✓ Global Sourcing Solution
- ✓ Obsolete Management
- ✓ Cost Control Management
- ✓ Shortage Management
- ✓ Alternative Solution
- ✓ Excess Inventory Management