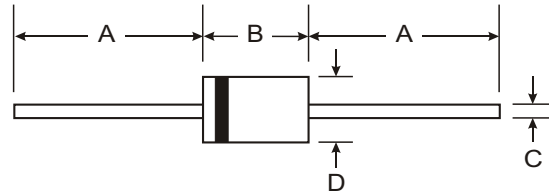


NOT RECOMMENDED FOR NEW DESIGN,
USE SB1X0 SERIES

Features

- High Current Capability and Low Forward Drop
- High Surge Capacity
- Guard Ring for Transient Protection
- Low Power Loss, High Efficiency



Mechanical Data

- Case: DO-41, Molded Plastic
- Plastic Material: UL Flammability Classification Rating 94V-0
- Moisture sensitivity: Level 1 per J-STD-020A
- Terminals: Axial lead, Solderable per MIL-STD-202, Method 208
- Polarity: Cathode band
- Weight: 0.35 grams (approx.)

DO-41		
Dim	Min	Max
A	25.4	—
B	4.1	5.2
C	0.71	0.86
D	2.0	2.7
All Dimensions in mm		

Maximum Ratings and Electrical Characteristics @ T_A = 25°C unless otherwise specified

Single phase, half wave, 60Hz, resistive or inductive load.
For capacitive load, derate current by 20%.

Characteristic	Symbol	SR102	SR103	SR104	SR105	SR106	Unit
Maximum Recurrent Peak Reverse Voltage	V _{RRM}	20	30	40	50	60	V
Maximum RMS Voltage	V _{RSM}	14	21	28	35	42	V
Maximum DC Blocking Voltage	V _{DC}	20	30	40	50	60	V
Maximum Average Forward Rectified Current @ Lead Temperature (TL) measured 9.5mm lead length	I _(AV)	1.0		—		1.0	A
Peak Forward Surge Current 8.3ms half sine-wave superimposed on rated load (JEDEC Method)	I _{FSM}	25					A
Maximum Forward Voltage @ 1.0A	V _F	0.55		0.60		0.70	V
Maximum Average Reverse Current at Peak Reverse Voltage	I _R			1.0			mA
				10			
Typical Thermal Resistance (Note 1)	R _{θJL}	15					K/W
Typical Total Capacitance (Note 2)	C _T	110			80		pF
Storage and Operating Temperature Range	T _J , T _{STG}	-65 to +150					°C

- Notes: 1. Thermal Resistance from Junction to Ambient with Vertical PC Board Mounting, 1.27mm Lead Length.
2. Measured at 1.0MHz and applied reverse voltage of 4.0V.

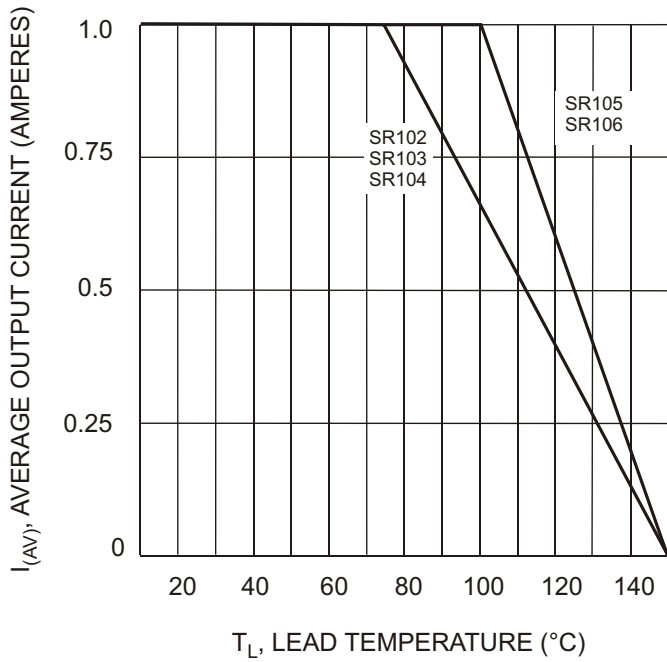


Fig. 1, Forward Current Derating Curve

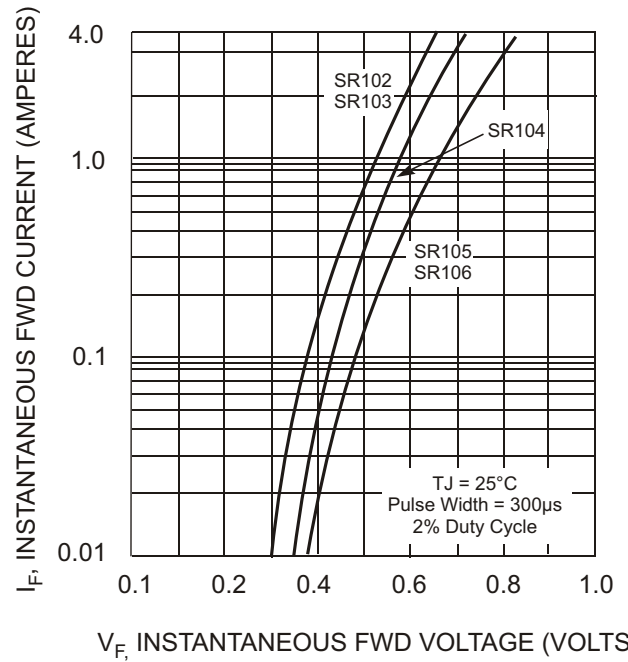


Fig. 2, Typical Forward Characteristics

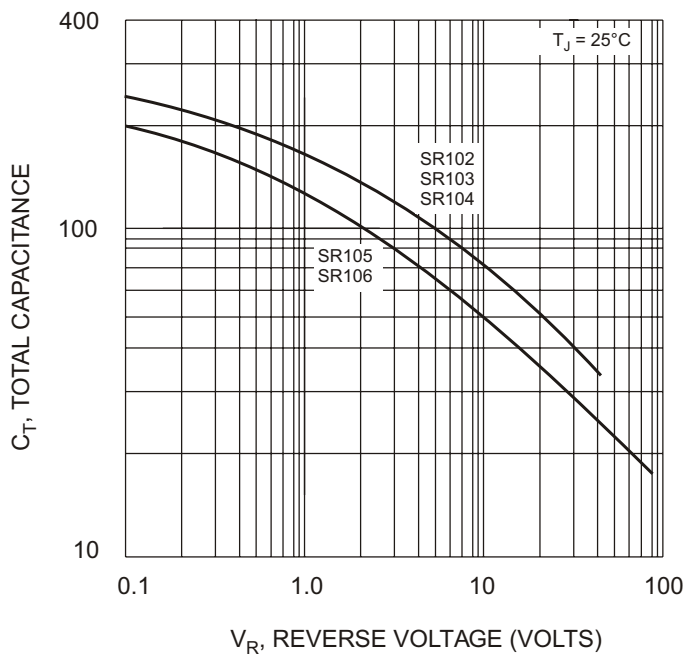


Fig. 3, Typical Total Capacitance

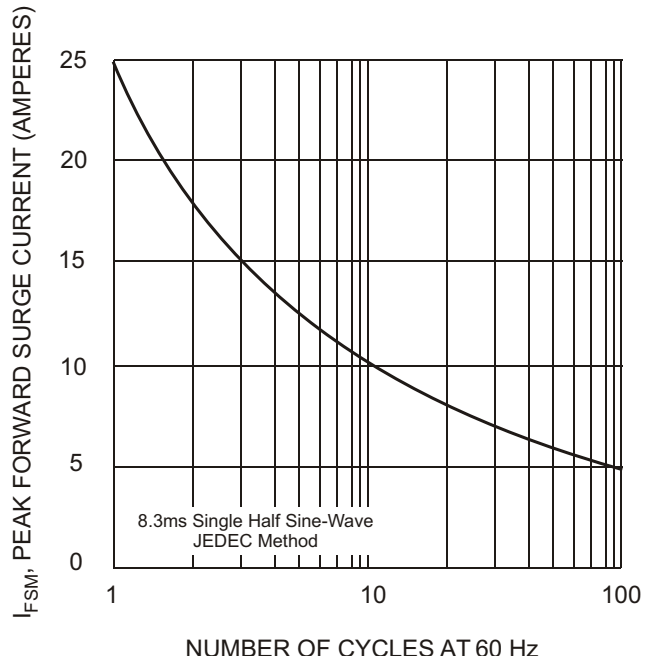




Fig. 4, Max Non-Repetitive Peak Fwd Surge Current

**NOT RECOMMENDED FOR NEW DESIGN,
USE SB1X0 SERIES**

Looking for pricing, stock, or lifecycle information?

Click below to explore more details on WIN SOURCE:

-  [View SR104-T on WIN SOURCE](#)
-  [Diodes Incorporated Information](#)

Optimize Your Supply Chain with WIN SOURCE Solutions

-  Global Sourcing Solution
-  Obsolete Management
-  Cost Control Management
-  Shortage Management
-  Alternative Solution
-  Excess Inventory Management