



**THE DATASHEET OF  
FC8AQCCMC6.0-T1**



### Features

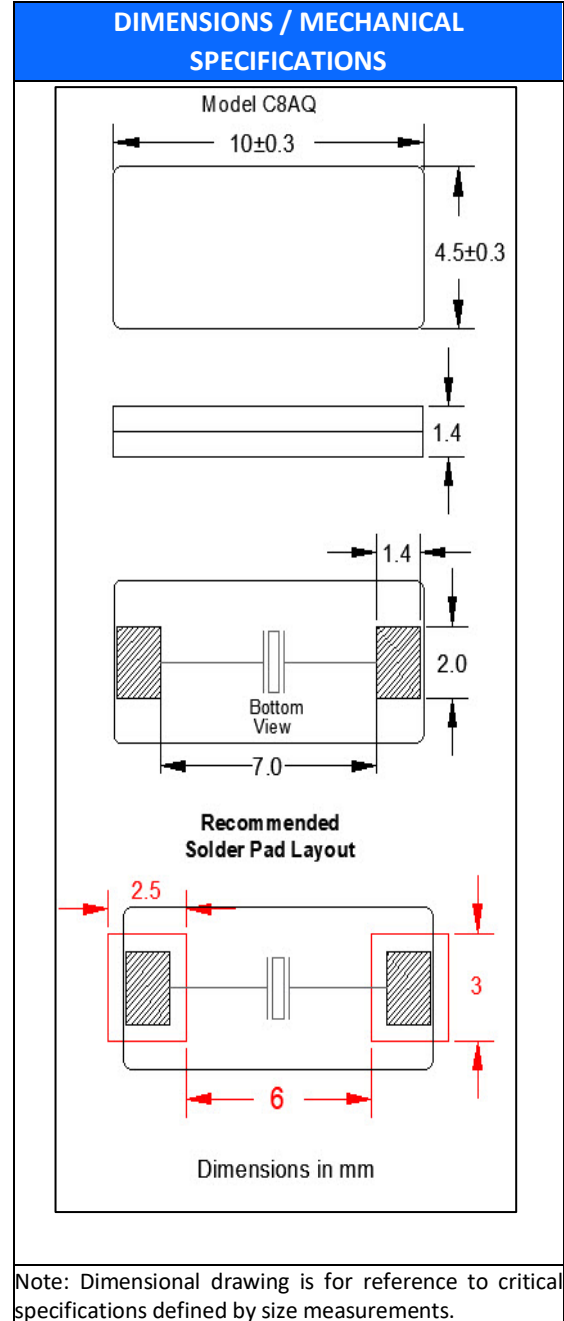
- Tolerances down to 20 PPM
- Stabilities down to 20 PPM
- Temperature Ranges as wide to -40°C to +85°C

STANDARD SPECIFICATIONS	
PARAMETERS	MAX (Unless otherwise noted)
Frequency Range	3.200 ~ 7.000 MHz
Frequency Tolerance @ 25°C	(See options below)
Frequency Stability, ref 25°C	(See options below)
Temperature Range	
Operating (T <sub>OPR</sub> )	(See options below)
Storage (T <sub>STG</sub> )	-40°C ~ +85°C
Shunt Capacitance (C <sub>0</sub> )	5 pF
Load Capacitance (C <sub>L</sub> )	(See options below)
Drive Level	0.5 mW
Aging per year (@ 25°C)	±5 PPM
Termination Finish	Ag
Seal Method	Resin
Lead (Pb) Free	Yes
RoHS Compliant	Yes

Frequency Range (MHz)	Operating Mode	Max ESR Ω
3.200 ~ 7.000	Fundamental	150

AVAILABLE OPERATING TEMPERATURES AND STABILITIES*				
Operating Temperature	±20 PPM	±25 PPM	±30 PPM	±50 PPM
0°C ~+70°C	O	O	O	O
-20°C ~+70°C	O	O	O	O
-30°C ~+85°C	X	X	X	O
-40°C ~+85°C	X	X	X	O

Key: O = Available, X = Not Available, Δ=Consult Fox Technical Support  
\*Does not imply a stocked part.



# FC8AQ

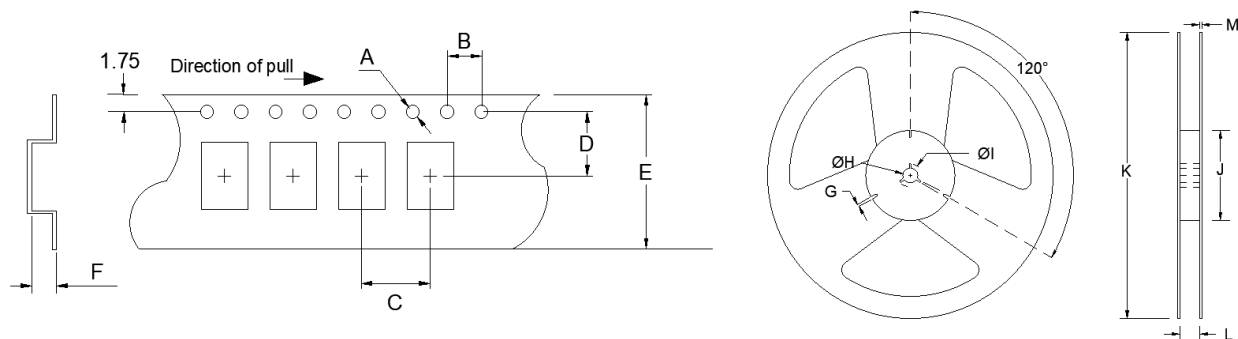
(Former FQ1045A)

10mm x 4.5mm

SMD Crystal



TAPE SPECIFICATIONS (mm)							REEL SPECIFICATIONS (mm)						
A	B	C	D	E	F	REEL QTY	G	H	I	J	K	L	M
ø1.5	4.0	8.0	11.5	24.0	2.0	-T1 = 1,000	2.0	ø13	ø21	ø100	ø330	24.4	2.0



## Available Options & Part Identification for SMD Crystal C8AQ<sup>1</sup>

Sample PN: FC8AQCCMC3.6864-T1

F	C8AQ	C	C	M	C	3.6864	-T1
<b>Fox</b>	<b>Model Number</b>	<b>Tolerance</b>	<b>Stability</b>	<b>Load Capacitance<sup>2</sup></b>	<b>Operating Temperature</b>	<b>Frequency (MHz)</b>	<b>Values Added Options</b>
		B = 50 PPM <b>C = 30 PPM</b> D = 25 PPM E = 20 PPM	B = 50 PPM <b>C = 30 PPM</b> D = 25 PPM E = 20 PPM	E = 10pF K = 16pF L = 18pF <b>M = 20pF</b>	<b>C = 0 to +70°C</b> F = -20 to +70°C K = -30 to +85°C M = -40 to +85°C		Blank = Bulk T1 = 1,000 pcs

1 Not all frequency, tolerance, stability, load, and operating temperature combinations may be available.



2 Listed load capacitances represent the most commonly used. Other load capacitances are available. Contact us for assistance

### Reliability Test Conditions






Please contact Abracon Quality Assurance department

## Looking for pricing, stock, or lifecycle information?

Click below to explore more details on WIN SOURCE:

-  [View FC8AQCCMC6.0-T1 on WIN SOURCE](#)
-  [Fox Electronics Information](#)

## Optimize Your Supply Chain with WIN SOURCE Solutions

-  Global Sourcing Solution
-  Obsolete Management
-  Cost Control Management
-  Shortage Management
-  Alternative Solution
-  Excess Inventory Management