



**THE DATASHEET OF  
SFC-140-T2-L-D-A-TR**



# RUGGED TIGER EYE™ SYSTEMS

(1.27 mm) .050" PITCH

MAX  
**3.7**  
A m p s

**8**  
G b p s

## FEATURES & BENEFITS

- Screw down, locking clip, friction latching and weld tab ruggedizing options
- Shrouded, polarized and keyed
- Surface mount or through-hole tails
- High-density, four row design (FOLC/MOLC Series)
- Discrete wire assemblies available in single or double row, 28 and 30 AWG PVC or \*Teflon™ Fluoropolymer (See pages 238-239). Contact [asp@samtec.com](mailto:asp@samtec.com) for custom solutions.
- Cable components (ISDF/CC03) and tooling available: [samtec.com/tooling](http://samtec.com/tooling)
- Severe Environment Testing qualified (SFM/TFM); aligns with MIL-DTL-55302. Visit [samtec.com/set](http://samtec.com/set)

\*Teflon™ is a trademark of The Chemours Company FC, LLC used under license by Samtec.

## KEY SPECIFICATIONS

SERIES	STACK HEIGHTS	INSULATOR MATERIAL	CONTACT MATERIAL	PLATING	OPERATING TEMP RANGE	CURRENT RATING	VOLTAGE RATING	MAX. CYCLES	LEAD-FREE SOLDERABLE
SFM/TFM	6 to 12 mm	Black LCP	BeCu (SFM) Phosphor Bronze (TFM)	Au or Sn over 50 μ" (1.27 μm) Ni	-55 °C to +125 °C	3.7A per pin (2 pins powered)	275 VAC	10,000 with 30 μ" (0.76 μm) Au	Yes
SFC/TFC	6 to 12 mm	Black LCP	Phosphor Bronze	Au or Sn over 50 μ" (1.27 μm) Ni	-55 °C to +125 °C	3.1 A per pin (2 pins powered)	350 VAC	(Call Samtec for E.L.P.™ plating option)	Yes

**TIGER™  
EYE**  
CONTACT

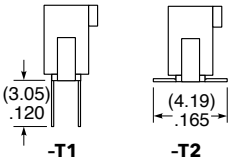


IDC cable assemblies with rugged strain relief (FFSD/FFMD, FFTP/FMTP)


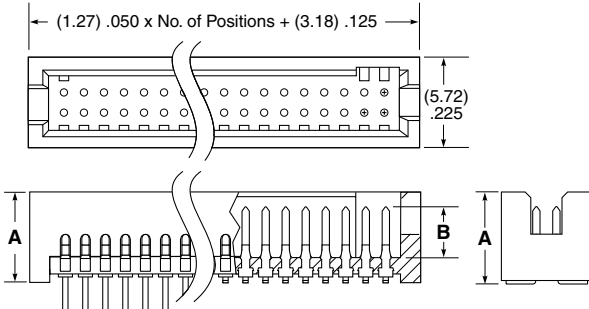


Locking for increased unmating force (SFML/TFML)

**(1.27 mm) .050" PITCH • COST-EFFECTIVE HEADER/SOCKET**

SFC	1	NO. PINS PER ROW	LEAD STYLE	PLATING OPTION	D	OPTIONS
		04, 05, 10, 15, 20, 25, 30, 35, 40, 45, 50 (Standard sizes)	<b>-T1</b> = Through-hole Tiger Eye™ LITE  <b>-T2</b> = Surface Mount Tiger Eye™ LITE	<b>-F</b> = Gold flash on contact, Matte Tin on tail  <b>-L</b> = 10 μ" (0.25 μm) Gold on contact, Matte Tin on tail		<b>-A</b> = Alignment Pin  <b>-K</b> = (4.00 mm) .157" DIA Polyimide film Pick & Place Pad  <b>-TR</b> = Tape & Reel (-T2 only)  <b>-FR</b> = Full Reel Tape & Reel (must order max. quantity per reel; contact Samtec for quantity breaks) (-T2 only)
<b>SFC</b> Board Mates: TFC Cable Mates: TFS, TFSDT						 

View complete specifications at: [samtec.com?SFC](http://samtec.com?SFC)



TFC	1	NO. PINS PER ROW	LEAD STYLE	PLATING OPTION	D	OPTIONS																														
		03, 04, 06, 08 (Lead Style -01 & -02 only)  05, 07, 10, 15, 20, 25, 30, 35, 40, 45, 50 (Standard sizes)	<b>-X1</b> = Through-hole  <b>-X2</b> = Surface Mount	<b>-F</b> = Gold flash on post, Matte Tin on tail  <b>-L</b> = 15 μ" (0.38 μm) Gold on post, Matte Tin on tail		<b>-RA</b> = Right-angle (-01 only)  <b>-A</b> = Alignment Pin  <b>-LC</b> = Locking Clip (Manual Placement required) (not available with -RA)  <b>-K</b> = (6.75 mm) .266" DIA Polyimide film Pick & Place Pad (not available with -RA)  <b>-P</b> = Plastic Pick & Place Pad (5 positions min.) (not available with -RA)  <b>-TR</b> = Tape & Reel (-X2 only) (not available with -RA)  <b>-FR</b> = Full Reel Tape & Reel (must order max. quantity per reel; contact Samtec for quantity breaks) (-X2 only) (not available with -RA)																														
<b>TFC</b> Board Mates: SFC Cable Mates: SFS, SFSDT						<table border="1"> <thead> <tr> <th>SMT LEAD STYLE</th> <th>A</th> <th>B</th> <th>TH LEAD STYLE</th> <th>A</th> <th>B</th> </tr> </thead> <tbody> <tr> <td>-02</td> <td>(5.72) .225</td> <td>(3.38) .133</td> <td>-01</td> <td>(5.59) .220</td> <td>(3.38) .133</td> </tr> <tr> <td>-12</td> <td>(7.49) .295</td> <td></td> <td>-11</td> <td>(7.37) .290</td> <td></td> </tr> <tr> <td>-22</td> <td>(9.27) .365</td> <td>(3.30) .130</td> <td>-21</td> <td>(9.14) .360</td> <td>(3.30) .130</td> </tr> <tr> <td>-32</td> <td>(11.18) .440</td> <td></td> <td>-31</td> <td>(11.05) .435</td> <td></td> </tr> </tbody> </table>	SMT LEAD STYLE	A	B	TH LEAD STYLE	A	B	-02	(5.72) .225	(3.38) .133	-01	(5.59) .220	(3.38) .133	-12	(7.49) .295		-11	(7.37) .290		-22	(9.27) .365	(3.30) .130	-21	(9.14) .360	(3.30) .130	-32	(11.18) .440		-31	(11.05) .435	
SMT LEAD STYLE	A	B	TH LEAD STYLE	A	B																															
-02	(5.72) .225	(3.38) .133	-01	(5.59) .220	(3.38) .133																															
-12	(7.49) .295		-11	(7.37) .290																																
-22	(9.27) .365	(3.30) .130	-21	(9.14) .360	(3.30) .130																															
-32	(11.18) .440		-31	(11.05) .435																																

**Note:**  
Some lengths, styles and options are non-standard, non-returnable.

View complete specifications at: [samtec.com?TFC](http://samtec.com?TFC)

## Looking for pricing, stock, or lifecycle information?

Click below to explore more details on WIN SOURCE:

-  [View SFC-140-T2-L-D-A-TR on WIN SOURCE](#)
-  [Samtec Inc. Information](#)

## Optimize Your Supply Chain with WIN SOURCE Solutions

-  Global Sourcing Solution
-  Obsolete Management
-  Cost Control Management
-  Shortage Management
-  Alternative Solution
-  Excess Inventory Management