




**THE DATASHEET OF
SSW-110-22-G-S-VS**



SURFACE MOUNT .025" SQ POST SOCKET

(2.54 mm) .100" PITCH • SSW SERIES



SSW

Mates:

TSW, MTSW, HTSW,
HMTSW, MTLW, EW, ZW,
TSS, HTSS, ZSS, TSM,
TSSH, DW, HW

SPECIFICATIONS

Insulator Material:

Black LCP

Contact Material:

Phosphor Bronze

Plating:

Au or Sn over

50 μ" (1.27 μm) Ni

Current Rating (SSW/TSM):

4.7 A per pin

(2 pins powered)

Operating Temp Range:

-55 °C to +125 °C with Gold

-55 °C to +105 °C with Tin

Insertion Depth:

(3.68 mm) .145" to

(6.35 mm) .250"

Max Cycles:

100 with 10 μ" (0.25 μm) Au

Voltage Rating:

465 VAC / 655 VDC

PROCESSING

Lead-Free Solderable:

Yes

SMT Lead Coplanarity:

(0.10 mm) .004" max

ALSO AVAILABLE

MOQ Required

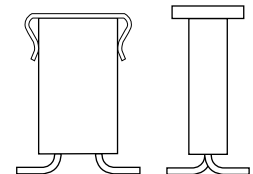
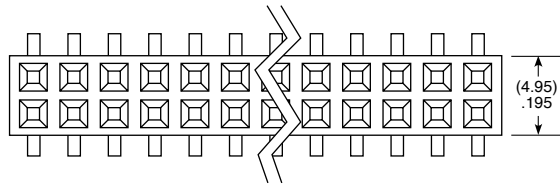
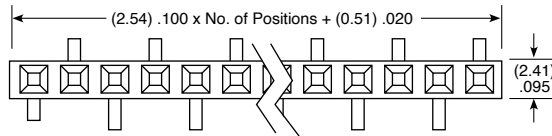
Other platings

Notch option

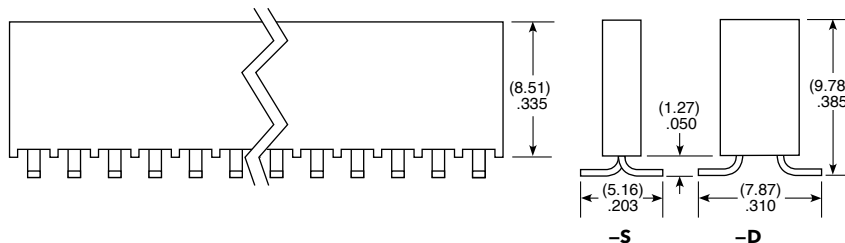
Note:

Some lengths, styles and options are non-standard, non-returnable.

SSW	1	NO. PINS PER ROW	22	PLATING OPTION	ROW OPTION	VS	OTHER OPTION
		02 thru 36		<p>-F = Gold flash on contact, Matte Tin on tail</p> <p>-L = 10 μ" (0.25 μm) Gold on contact, Matte Tin on tail</p> <p>-G = 20 μ" (0.51 μm) Gold on contact, Gold flash on tail</p>	<p>-S = Single Row</p> <p>-D = Double Row</p>		<p>-XX = Polarized Position</p> <p>-K = -S: (3.50 mm) .138" DIA, -D: (6.50 mm) .256" DIA Polyimide film Pick & Place Pad (03 positions min.)</p> <p>-P = Pick & Place Pad (05 positions min.)</p> <p>-TR = Tape & Reel (-02 thru -28)</p> <p>-FR = Full Reel Tape & Reel (must order max. quantity per reel; contact Samtec for quantity breaks) (-02 thru -28)</p>





-P OPTION



Looking for pricing, stock, or lifecycle information?

Click below to explore more details on WIN SOURCE:

-  [View SSW-110-22-G-S-VS on WIN SOURCE](#)
-  [Samtec Inc. Information](#)

Optimize Your Supply Chain with WIN SOURCE Solutions

-  Global Sourcing Solution
-  Obsolete Management
-  Cost Control Management
-  Shortage Management
-  Alternative Solution
-  Excess Inventory Management