THE DATASHEET OF

SSM-134-L-SH

www.win-source.net 0086-755-83957316

TIGER™ CLAW CONTACT

TIGER CLAW™ SURFACE MOUNT SOCKET



8 Gbps

(2.54 mm) .100" PITCH • SSM SERIES

SSM
Mates:
TSW, MTSW, TST, TSS, ZST, ZSS, DW, EW, ZW, TSM, HMTSW, HTSW, TSSH, BST, HTSS, TLW, MTLW

SPECIFICATIONS

Insulator Material:
Black Liquid Crystal Polymer
Contact Material:
Phosphor Bronze
Plating:
Au or Sn over
50 µ" (1.27 µm) Ni
Current Rating (SSM/TSW):
5.2 A per pin
(2 pins powered)
Voltage Rating:
405 VAC / 572 VDC
Operating Temp Range:
-55 °C to +125 °C with Gold
-55 °C to +105 °C with Tin
Insertion Depth:
SV/DV = (4.34 mm) .171" to (7.24 mm) .285" or pass-through from top; (5.56 mm) .219" plus board thickness minimum from bottom;
SH/DH = (4.34 mm) .171" to (6.35 mm) .250"

PROCESSING

Lead–Free Solderable:
Yes
–DH Coplanarity:
Less than 28 positions
(0.15 mm) .006" max*
More than 27 positions
(0.20 mm) .008" max*
–SH, –SV, –DV Coplanarity:
(0.15 mm) .006" max*
*(.004" stencil solution may be available; contact ipg@samtec.com)

ALSO AVAILABLE
MOQ Required

Alignment pin

10 YEAR MFG WITH 30 µ" GOLD
EXTENDED LIFE PRODUCT
HIGH MATING CYCLES

Notes:
Severe Environment Testing qualified; aligns with MIL-DTL-55302. Visit samtec.com/set

Some sizes, styles and options are non-standard, non-returnable.

SSM	-	1	NO. PINS PER ROW	-	PLATING OPTION	-	ROW OPTION	-	OTHER OPTION
			02 thru 36 (–SV, – SH, –DH) **02 thru 40** (–DV)		**–F** = Gold flash on contact, Matte Tin on tail **–L** = 10 µ" (0.25 µm) Gold on contact, Matte Tin on tail **–S** = 30 µ" (0.76 µm) Gold on contact, Matte Tin on tail		**–SV** = Single Row Vertical Pin **–DV** = Double Row Vertical Pin **–SH** = Single Row Horizontal Pin **–DH** = Double Row Horizontal Pin		**–"XXX"** = Polarized Position (–BE not available) **–BE** = Bottom Entry (–DV & –SV only) **–LC** = Locking Clip (–DV & –SV only) Contact Samtec for –DH & –SH **–K** = (6.50 mm) .256" DIA Polyimide film Pick & Place Pad (2 positions min.) –DV & –SV only **–M** = Metal Pick & Place Pad (5 positions min.) –DV only **–P** = Plastic Pick & Place Pad (–DV & –SV only) (6 positions min. Contact Samtec for availability on smaller positions) **–TR** = Tape & Reel (29 positions max.) **–FR** = Full Reel Tape & Reel (must order max. quantity per reel; contact Samtec for quantity breaks) (29 positions max.)

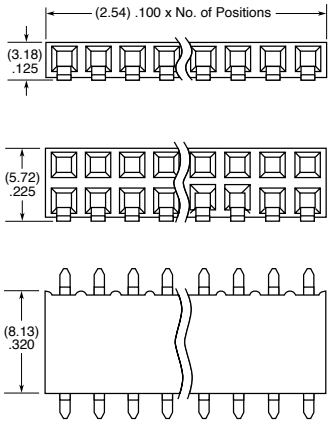

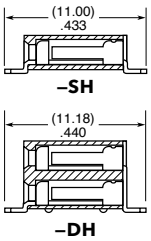

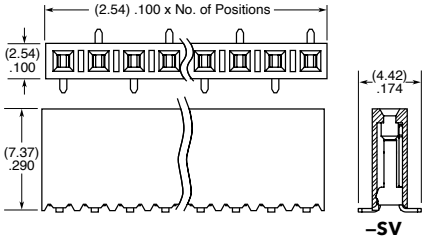

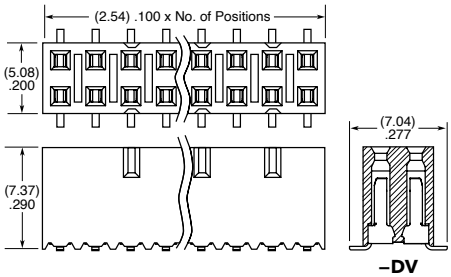



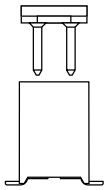

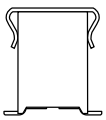

Unless otherwise approved in writing by Samtec, all parts and components are designed and built according to Samtec's specifications which are subject to change without notice.

Looking for pricing, stock, or lifecycle information?

Click below to explore more details on WIN SOURCE:

- View SSM-134-L-SH on WIN SOURCE
- Samtec Inc. Information

Optimize Your Supply Chain with WIN SOURCE Solutions

- Global Sourcing Solution
- Obsolete Management
- Cost Control Management
- Shortage Management
- Alternative Solution
- Excess Inventory Management