


MICRO BLADE & BEAM SOCKET & HEADER

28
Gbps

(0.40 mm) .0158" PITCH • SS4/ST4 SERIES



SS4
Mates:
ST4

ST4
Mates:
SS4

SPECIFICATIONS

Insulator Material:
Black LCP
Contact Material:
Phosphor Bronze
Plating:
Au or Sn over
50 μ" (1.27 μm) Ni
Operating Temp Range:
-55 °C to +125 °C
Current Rating:
1.6 A per pin
(2 pins powered)

PROCESSING

Lead-Free Solderable:
Yes
SMT Lead Coplanarity:
(0.10 mm) .004" max

| SS4 | POSITIONS PER ROW | LEAD STYLE | PLATING OPTION | D | K | "X"R |
|-----|-------------------|------------|----------------|---|---|------|
|-----|-------------------|------------|----------------|---|---|------|

-10, -20,
-30, -40, -50

-3.00
= 3.00 mm

-3.50
= 3.50 mm

-L
= 10 μ"
(0.25 μm)
Gold on contact,
Matte Tin on tail

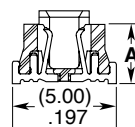
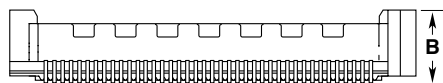
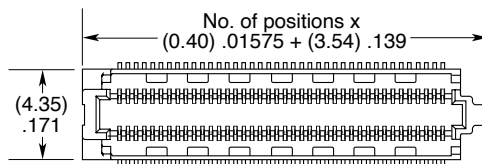
(Required in callout)

-K
= (3.50 mm)
.138" DIA
Polyimide
Film
Pick &
Place Pad

(Required in callout)

-TR
= Tape & Reel

-FR
= Full Reel
Tape & Reel
(must order max.
quantity per reel;
contact Samtec for
quantity breaks)



| LEAD STYLE | A | B |
|------------|----------------|----------------|
| -3.00 | (2.85) .112 | (3.50) .138 |
| -3.50 | (3.35) .132 | (4.00) .157 |

| ST4 | POSITIONS PER ROW | LEAD STYLE | PLATING OPTION | D | P | "X"R |
|-----|-------------------|------------|----------------|---|---|------|
|-----|-------------------|------------|----------------|---|---|------|

-10, -20,
-30, -40, -50

-1.00
= 1.00 mm

-1.50
= 1.50 mm

-2.50
= 2.50 mm

-L
= 10 μ"
(0.25 μm)
Gold on contact,
Matte Tin on tail

(Required in callout)

-P
= Pick &
Place Pad

(Required in callout)

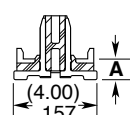
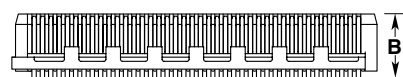
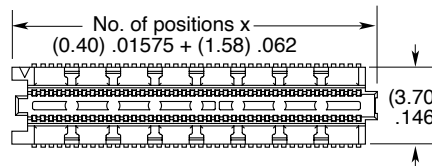
-TR
= Tape & Reel

-FR
= Full Reel
Tape & Reel
(must order max.
quantity per reel;
contact Samtec for
quantity breaks)

MATED HEIGHT *

| ST4 LEAD STYLE | SS4 LEAD STYLE | |
|----------------|--------------------|--------------------|
| | -3.00 | -3.50 |
| -1.00 | (4.00 mm) .157" | (4.50 mm) .177" |
| -1.50 | (4.50 mm) .177" | (5.00 mm) .197" |
| -2.50 | (5.50 mm) .217" | (6.00 mm) .236" |

*Processing conditions will affect mated height.





| LEAD STYLE | A | B |
|------------|----------------|----------------|
| -1.00 | (1.00) .039 | (3.08) .121 |
| -1.50 | (1.50) .059 | (3.58) .141 |
| -2.50 | (2.50) .098 | (4.58) .180 |

Note:
Some lengths, styles and options are non-standard, non-returnable.

Looking for pricing, stock, or lifecycle information?

Click below to explore more details on WIN SOURCE:

-  [View SS4-10-3.00-L-D-K-TR on WIN SOURCE](#)
-  [Samtec Inc. Information](#)

Optimize Your Supply Chain with WIN SOURCE Solutions

-  Global Sourcing Solution
-  Obsolete Management
-  Cost Control Management
-  Shortage Management
-  Alternative Solution
-  Excess Inventory Management