



**THE DATASHEET OF  
SM6T39AHM3\_A/H**



# Surface-Mount TRANSZORB<sup>®</sup> Transient Voltage Suppressors


**SMB (DO-214AA)**


## LINKS TO ADDITIONAL RESOURCES



| PRIMARY CHARACTERISTICS         |                               |
|---------------------------------|-------------------------------|
| $V_{WM}$                        | 5.80 V to 188 V               |
| $V_{BR}$ unidirectional         | 6.8 V to 220 V                |
| $V_{BR}$ bidirectional          | 6.8 V to 220 V                |
| $P_{PPM}$                       | 600 W                         |
| $P_D$                           | 5.0 W                         |
| $I_{FSM}$ (unidirectional only) | 100 A                         |
| $T_J$ max.                      | 150 °C                        |
| Polarity                        | Unidirectional, bidirectional |
| Package                         | SMB (DO-214AA)                |

## DEVICES FOR BIDIRECTION APPLICATIONS

For bidirectional devices use CA suffix (e.g. SM6T12CA).  
Electrical characteristics apply in both directions.

## FEATURES

- Low profile package
- Ideal for automated placement
- Glass passivated chip junction
- Available in unidirectional and bidirectional
- 600 W peak pulse power capability with a 10/1000  $\mu$ s waveform
- Excellent clamping capability
- Low inductance
- Meets MSL level 1, per J-STD-020, LF maximum peak of 260 °C
- AEC-Q101 qualified available
  - Automotive ordering code: base P/NHE3 or base P/NHM3
- Material categorization: for definitions of compliance please see [www.vishay.com/doc?99912](http://www.vishay.com/doc?99912)



## TYPICAL APPLICATIONS

Use in sensitive electronics protection against voltage transients induced by inductive load switching and lighting on ICs, MOSFET, signal lines of sensor units for consumer, computer, industrial, automotive, and telecommunication.

## MECHANICAL DATA

### Case: SMB (DO-214AA)

Molding compound meets UL 94 V-0 flammability rating  
Base P/N-E3 - RoHS-compliant, commercial grade  
Base P/N-M3 - halogen-free, RoHS-compliant, commercial grade  
Base P/NHE3\_X - RoHS-compliant and AEC-Q101 qualified  
Base P/NHM3\_X - halogen-free, RoHS-compliant, and AEC-Q101 qualified  
("X" denotes revision code e.g. A, B, ...)

**Terminals:** matte tin plated leads, solderable per J-STD-002 and JESD 22-B102

E3, M3, HE3, and HM3 suffix meets JESD 201 class 2 whisker test

**Polarity:** for unidirectional types the band denotes cathode end, no marking on bidirectional types

| MAXIMUM RATINGS ( $T_A = 25$ °C unless otherwise noted)                                   |                |                |      |
|-------------------------------------------------------------------------------------------|----------------|----------------|------|
| PARAMETER                                                                                 | SYMBOL         | VALUE          | UNIT |
| Peak power dissipation with a 10/1000 $\mu$ s waveform <sup>(1)(2)</sup> (fig. 1)         | $P_{PPM}$      | 600            | W    |
| Peak pulse current with a 10/1000 $\mu$ s waveform <sup>(1)</sup> (fig. 3)                | $I_{PPM}$      | See next table | A    |
| Power dissipation on infinite heatsink at $T_A = 50$ °C                                   | $P_D$          | 5.0            | W    |
| Peak forward surge current 10 ms single half sine-wave unidirectional only <sup>(2)</sup> | $I_{FSM}$      | 100            | A    |
| Operating junction and storage temperature range                                          | $T_J, T_{STG}$ | -65 to +150    | °C   |

### Notes

<sup>(1)</sup> Non-repetitive current pulse, per fig. 3 and derated above  $T_A = 25$  °C per fig. 2

<sup>(2)</sup> Mounted on 0.2" x 0.2" (5.0 mm x 5.0 mm) copper pads to each terminal



| ELECTRICAL CHARACTERISTICS (T <sub>A</sub> = 25 °C unless otherwise noted) |                     |     |                                                         |      |                                  |                                       |                                                                    |                                                                          |      |                                                                       |      |                                          |
|----------------------------------------------------------------------------|---------------------|-----|---------------------------------------------------------|------|----------------------------------|---------------------------------------|--------------------------------------------------------------------|--------------------------------------------------------------------------|------|-----------------------------------------------------------------------|------|------------------------------------------|
| TYPE (1)                                                                   | DEVICE MARKING CODE |     | BREAKDOWN VOLTAGE V <sub>BR</sub> AT I <sub>T</sub> (2) |      | TEST CURRENT I <sub>T</sub> (mA) | STAND-OFF VOLTAGE V <sub>WM</sub> (V) | MAXIMUM REVERSE LEAKAGE AT V <sub>WM</sub> I <sub>D</sub> (3) (μA) | MAXIMUM CLAMPING VOLTAGE V <sub>C</sub> AT I <sub>PPM</sub> (10/1000 μs) |      | MAXIMUM CLAMPING VOLTAGE V <sub>C</sub> AT I <sub>PPM</sub> (8/20 μs) |      | α <sub>T</sub> MAX. 10 <sup>-4</sup> /°C |
|                                                                            | UNI                 | BI  | MIN.                                                    | MAX. |                                  |                                       |                                                                    | (V)                                                                      | (A)  | (V)                                                                   | (A)  |                                          |
| SM6T6V8A                                                                   | KE7                 | KE7 | 6.45                                                    | 7.14 | 10                               | 5.80                                  | 1000                                                               | 10.5                                                                     | 57.0 | 13.4                                                                  | 298  | 5.7                                      |
| SM6T7V5A                                                                   | KK7                 | AK7 | 7.13                                                    | 7.88 | 10                               | 6.40                                  | 500                                                                | 11.3                                                                     | 53.0 | 14.5                                                                  | 276  | 6.1                                      |
| SM6T10A                                                                    | KT7                 | AT7 | 9.50                                                    | 10.5 | 1.0                              | 8.55                                  | 10.0                                                               | 14.5                                                                     | 41.0 | 18.6                                                                  | 215  | 7.3                                      |
| SM6T12A                                                                    | KX7                 | AX7 | 11.4                                                    | 12.6 | 1.0                              | 10.2                                  | 5.0                                                                | 16.7                                                                     | 36.0 | 21.7                                                                  | 184  | 7.8                                      |
| SM6T15A                                                                    | LG7                 | LG7 | 14.3                                                    | 15.8 | 1.0                              | 12.8                                  | 1.0                                                                | 21.2                                                                     | 28.0 | 27.2                                                                  | 147  | 8.4                                      |
| SM6T18A                                                                    | LM7                 | BM7 | 17.1                                                    | 18.9 | 1.0                              | 15.3                                  | 1.0                                                                | 25.2                                                                     | 24.0 | 32.5                                                                  | 123  | 8.8                                      |
| SM6T22A                                                                    | LT7                 | BT7 | 20.9                                                    | 23.1 | 1.0                              | 18.8                                  | 1.0                                                                | 30.6                                                                     | 20.0 | 39.3                                                                  | 102  | 9.2                                      |
| SM6T24A                                                                    | LV7                 | LV7 | 22.8                                                    | 25.2 | 1.0                              | 20.5                                  | 1.0                                                                | 33.2                                                                     | 18.0 | 42.8                                                                  | 93   | 9.4                                      |
| SM6T27A                                                                    | LX7                 | BX7 | 25.7                                                    | 28.4 | 1.0                              | 23.1                                  | 1.0                                                                | 37.5                                                                     | 16.0 | 48.3                                                                  | 83   | 9.6                                      |
| SM6T30A                                                                    | ME7                 | CE7 | 28.5                                                    | 31.5 | 1.0                              | 25.6                                  | 1.0                                                                | 41.5                                                                     | 14.5 | 53.5                                                                  | 75   | 9.7                                      |
| SM6T33A                                                                    | MG7                 | MG7 | 31.4                                                    | 34.7 | 1.0                              | 28.2                                  | 1.0                                                                | 45.7                                                                     | 13.1 | 59                                                                    | 68   | 9.8                                      |
| SM6T36A                                                                    | MK7                 | CK7 | 34.2                                                    | 37.8 | 1.0                              | 30.8                                  | 1.0                                                                | 49.9                                                                     | 12.0 | 64.3                                                                  | 62   | 9.9                                      |
| SM6T39A                                                                    | MM7                 | CM7 | 37.1                                                    | 41.0 | 1.0                              | 33.3                                  | 1.0                                                                | 53.9                                                                     | 11.1 | 69.7                                                                  | 57   | 10.0                                     |
| SM6T68A                                                                    | NG7                 | NG7 | 64.6                                                    | 71.4 | 1.0                              | 58.1                                  | 1.0                                                                | 92.0                                                                     | 6.50 | 121                                                                   | 33   | 10.4                                     |
| SM6T100A                                                                   | NV7                 | NV7 | 95.0                                                    | 105  | 1.0                              | 85.5                                  | 1.0                                                                | 137                                                                      | 4.40 | 178                                                                   | 22.5 | 10.6                                     |
| SM6T150A                                                                   | PK7                 | PK7 | 143                                                     | 158  | 1.0                              | 128                                   | 1.0                                                                | 207                                                                      | 2.90 | 265                                                                   | 15   | 10.8                                     |
| SM6T200A                                                                   | PR7                 | PR7 | 190                                                     | 210  | 1.0                              | 171                                   | 1.0                                                                | 274                                                                      | 2.20 | 353                                                                   | 11.3 | 10.8                                     |
| SM6T220A                                                                   | PR8                 | PR8 | 209                                                     | 231  | 1.0                              | 188                                   | 1.0                                                                | 328                                                                      | 2.00 | 388                                                                   | 10.3 | 10.8                                     |

Notes

- (1) For bidirectional devices add suffix "CA"
- (2) V<sub>BR</sub> measured after I<sub>T</sub> applied for 300 μs square wave pulse
- (3) For bi-polar devices with V<sub>WM</sub> = 10 V or under, the I<sub>D</sub> limit is doubled

| THERMAL CHARACTERISTICS (T <sub>A</sub> = 25 °C unless otherwise noted) |                  |       |       |
|-------------------------------------------------------------------------|------------------|-------|-------|
| PARAMETER                                                               | SYMBOL           | VALUE | UNIT  |
| Typical thermal resistance, junction to ambient air (1)                 | R <sub>θJA</sub> | 100   | °C/ W |
| Typical thermal resistance, junction to lead                            | R <sub>θJL</sub> | 20    |       |

Note

- (1) Mounted on minimum recommended pad layout

| ORDERING INFORMATION (Example) |                 |                        |               |                                    |
|--------------------------------|-----------------|------------------------|---------------|------------------------------------|
| PREFERRED P/N                  | UNIT WEIGHT (g) | PREFERRED PACKAGE CODE | BASE QUANTITY | DELIVERY MODE                      |
| SM6T10A-E3/52                  | 0.106           | 52                     | 750           | 7" diameter plastic tape and reel  |
| SM6T10A-M3/52                  |                 |                        |               |                                    |
| SM6T10A-E3/5B                  | 0.106           | 5B                     | 3200          | 13" diameter plastic tape and reel |
| SM6T10A-M3/5B                  |                 |                        |               |                                    |
| SM6T10AHE3_B/H (1)             | 0.106           | H                      | 750           | 7" diameter plastic tape and reel  |
| SM6T10AHM3_B/H (1)             |                 |                        |               |                                    |
| SM6T10AHE3_B/I (1)             | 0.106           | I                      | 3200          | 13" diameter plastic tape and reel |
| SM6T10AHM3_B/I (1)             |                 |                        |               |                                    |

Note

- (1) AEC-Q101 qualified

**RATINGS AND CHARACTERISTICS CURVES** ( $T_A = 25\text{ }^\circ\text{C}$  unless otherwise noted)



Fig. 1 - Peak Pulse Power Rating Curve



Fig. 4 - Typical Junction Capacitance



Fig. 2 - Pulse Power or Current vs. Initial Junction Temperature

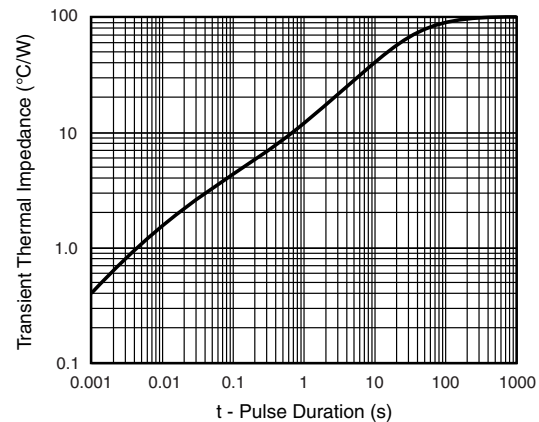


Fig. 5 - Typical Transient Thermal Impedance

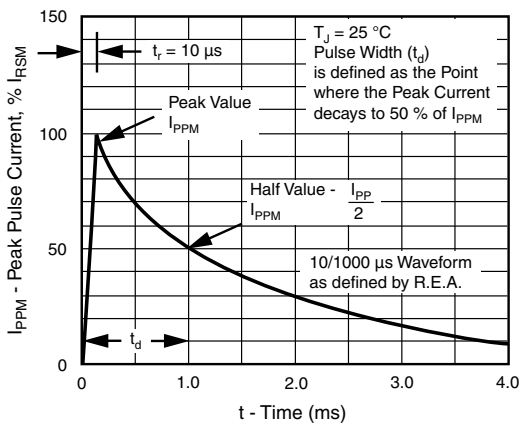


Fig. 3 - Pulse Waveform

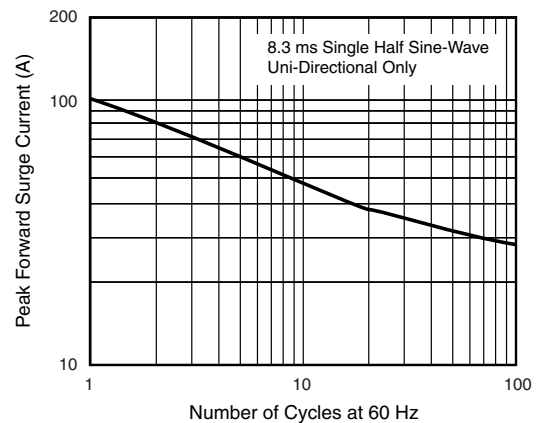


Fig. 6 - Maximum Non-Repetitive Peak Forward Surge Current



### PACKAGE OUTLINE DIMENSIONS in inches (millimeters)





## Disclaimer

ALL PRODUCT, PRODUCT SPECIFICATIONS AND DATA ARE SUBJECT TO CHANGE WITHOUT NOTICE TO IMPROVE RELIABILITY, FUNCTION OR DESIGN OR OTHERWISE.

Vishay Intertechnology, Inc., its affiliates, agents, and employees, and all persons acting on its or their behalf (collectively, "Vishay"), disclaim any and all liability for any errors, inaccuracies or incompleteness contained in any datasheet or in any other disclosure relating to any product.

Vishay makes no warranty, representation or guarantee regarding the suitability of the products for any particular purpose or the continuing production of any product. To the maximum extent permitted by applicable law, Vishay disclaims (i) any and all liability arising out of the application or use of any product, (ii) any and all liability, including without limitation special, consequential or incidental damages, and (iii) any and all implied warranties, including warranties of fitness for particular purpose, non-infringement and merchantability.

Statements regarding the suitability of products for certain types of applications are based on Vishay's knowledge of typical requirements that are often placed on Vishay products in generic applications. Such statements are not binding statements about the suitability of products for a particular application. It is the customer's responsibility to validate that a particular product with the properties described in the product specification is suitable for use in a particular application. Parameters provided in datasheets and / or specifications may vary in different applications and performance may vary over time. All operating parameters, including typical parameters, must be validated for each customer application by the customer's technical experts. Product specifications do not expand or otherwise modify Vishay's terms and conditions of purchase, including but not limited to the warranty expressed therein.

Hyperlinks included in this datasheet may direct users to third-party websites. These links are provided as a convenience and for informational purposes only. Inclusion of these hyperlinks does not constitute an endorsement or an approval by Vishay of any of the products, services or opinions of the corporation, organization or individual associated with the third-party website. Vishay disclaims any and all liability and bears no responsibility for the accuracy, legality or content of the third-party website or for that of subsequent links.

Except as expressly indicated in writing, Vishay products are not designed for use in medical, life-saving, or life-sustaining applications or for any other application in which the failure of the Vishay product could result in personal injury or death. Customers using or selling Vishay products not expressly indicated for use in such applications do so at their own risk. Please contact authorized Vishay personnel to obtain written terms and conditions regarding products designed for such applications.

No license, express or implied, by estoppel or otherwise, to any intellectual property rights is granted by this document or by any conduct of Vishay. Product names and markings noted herein may be trademarks of their respective owners.

## Looking for pricing, stock, or lifecycle information?

Click below to explore more details on WIN SOURCE:

 [View SM6T39AHM3\\_A/H on WIN SOURCE](#)

 [Vishay Information](#)

## Optimize Your Supply Chain with WIN SOURCE Solutions

-  Global Sourcing Solution
-  Obsolete Management
-  Cost Control Management
-  Shortage Management
-  Alternative Solution
-  Excess Inventory Management