



**THE DATASHEET OF  
SL1411A150A**



SL1011A and SL1411A Series



**Description**

The SL1011A and SL1411A series provides high levels of protection against fast rising transients in the 100V/μs to 1kV/μs range usually caused by lightning disturbances.

The SL1011A and SL1411A series offers low capacitance (< 1.5pf) which provides low insertion loss at high frequencies.

SL1011A offers 5kA protection without destruction whereas the SL1411A offer 10kA surge protection without destruction (maximum single surge of 12kA @ 8/20μs).

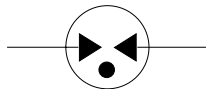
**Agency Approvals**

Agency	Agency File Number
	E128662

**Features**

- Lead-free and RoHS compliant
- Low insertion loss
- Excellent response to fast rising transients
- Ultra low capacitance
- 5kA (SL1011A) or 10kA (SL1411A) surge capability tested with 8/20μs pulse as defined by IEC 61000-4-5 2nd Edition

**2 Electrode GDT Graphical Symbol**



**Applications**

- Broadband equipment
- ADSL equipment
- XDSL equipment
- Satellite and CATV equipment
- General telecom equipment

**Additional Information**



Datasheet  
SL1011A



Resources  
SL1011A



Samples  
SL1011A



Datasheet  
SL1411A



Resources  
SL1411A



Samples  
SL1411A

### Electrical Characteristics

Part Number	Device Specifications (at 25°C)						Life Ratings								
	DC Breakdown in Volts <sup>1,2</sup> (@100V/s)			Impulse Breakdown in Volts <sup>3</sup> (@100V/μs)	Impulse Breakdown In Volts (@1kV/μs)	Insulation Resistance	Capacitance (@1MHz)	Arc Voltage (on state Voltage) @ 1Amp Min	Surge Life (@100A 10/1000μs)	Nominal Impulse Discharge Current (8/20μs)	Nominal AC Discharge Current (10x1s @50-60Hz)	AC Discharge Current (9 Cycles @ 50Hz)	DC Holdover Voltage <sup>4</sup>	Max Impulse Discharge Current (1 Application)	
	MIN	TYP	MAX	MAX		MIN	MAX	TYP					TYP	@ 8/20μs	@ 10/350μs
SL1011A075	60	75	90	500	700	10 <sup>10</sup> Ω (at 50V)							50 V		
SL1411A075															
SL1011A090	72	90	108	500	600	10 <sup>10</sup> Ω (at 100V)	1.5 pF	~20 V	300 shots	SL1011A: 10 shots (@5kA) SL1411A: 10 shots (@10kA)	SL1011A: 5 A SL1411A: 10 A	SL1011A: 20 A SL1411A: 65 A	135 V	SL1411A: 12 kA	1 kA
SL1411A090															
SL1011A145	116	145	174	500	650										
SL1011A150	120	150	180	500	650										
SL1411A150 <sup>5</sup>															
SL1011A230	184	230	276	550	700										
SL1411A230															
SL1011A250	200	250	300	600	800										
SL1411A250															
SL1011A260	210	260	310	600	800										
SL1411A260															
SL1011A350	280	350	420	800	900										
SL1411A350															
SL1011A470	376	470	564	1000	1100										
SL1411A470															
SL1011A500	400	500	600	1100	1200										
SL1011A600	480	600	720	1200	1400										
SL1411A600 <sup>5</sup>															

**Notes:**

- At delivery AQL 0.65 level II, DIN ISO 2859
- In ionized mode
- Comparable to the silicon measurement Switching Voltage (Vs)
- Tested according to ITU-T Rec. K.12 < 150 msec.
- Not UL Recognized

### Product Characteristics

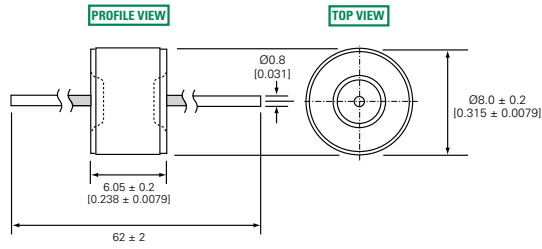
<b>Materials</b>	<b>Leaded Device:</b> Nickel-plated with Tin-plated wires <b>Core and Surface Mount:</b> Dull Tin-plated
<b>Product Marking</b>	Littelfuse 'LF' Mark, voltage and date code

<b>Glow to Arc Transition Current</b>	< 0.5 Amps
<b>Glow Voltage</b>	~60 Volts
<b>Storage and Operational Temperature</b>	-40 to +90°C

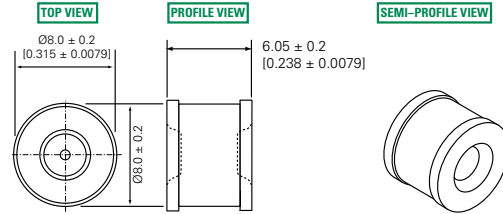
**Device Dimensions**

**For SL1011A Series:**

**'A' Type Axial Lead Devices**

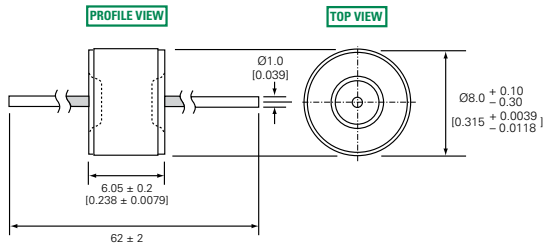


**'C' Type Core Devices**

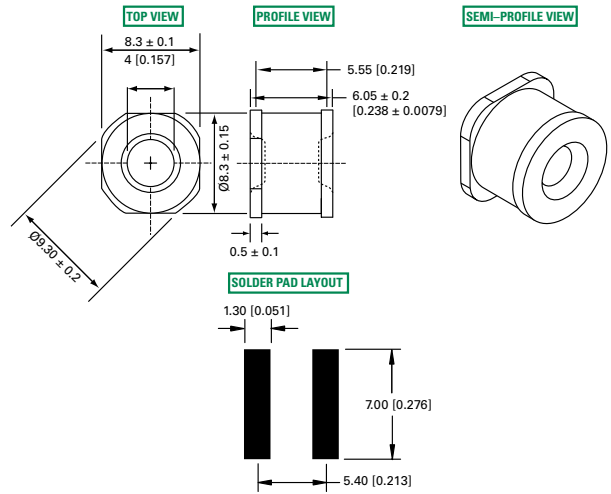


**For SL1411A series:**

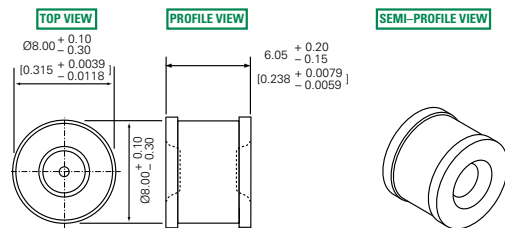
**'A' Type Axial Lead Devices**



**'SM' Type Surface Mount Devices**

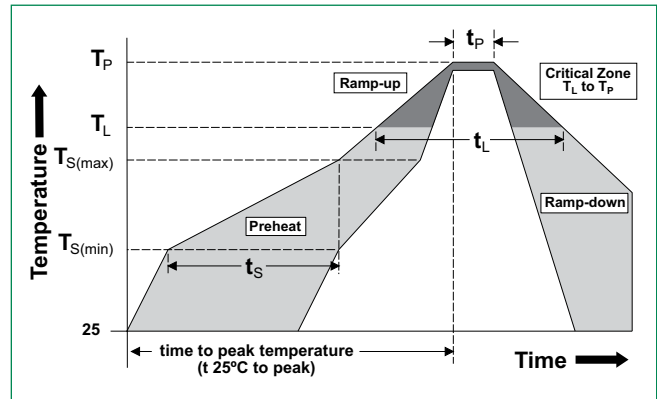


**'C' Type Core Devices**

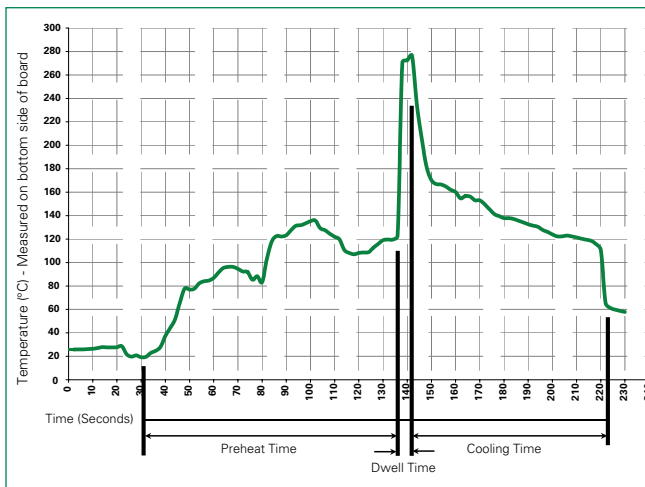


### Soldering Parameters - Reflow Soldering (Surface Mount Devices)

<b>Reflow Condition</b>		Pb-free assembly
<b>Pre Heat</b>	- Temperature Min ( $T_{s(min)}$ )	150°C
	- Temperature Max ( $T_{s(max)}$ )	200°C
	- Time (Min to Max) ( $t_s$ )	60 – 180 seconds
<b>Average Ramp-up Rate (Liquidus Temp (<math>T_L</math>) to peak)</b>		3°C/second max.
<b><math>T_{s(max)}</math> to <math>T_L</math> - Ramp-up Rate</b>		5°C/second max.
<b>Reflow</b>	- Temperature ( $T_L$ ) (Liquidus)	217°C
	- Temperature ( $t_L$ )	60 – 150 seconds
<b>Peak Temperature (<math>T_p</math>)</b>		260 <sup>+0/-5</sup> °C
<b>Time within 5°C of Actual Peak Temperature (<math>t_p</math>)</b>		10 – 30 seconds
<b>Ramp-down Rate</b>		6°C/second max.
<b>Time 25°C to Peak Temperature (<math>T_p</math>)</b>		8 minutes max.
<b>Do not exceed</b>		260°C



### Soldering Parameters - Wave Soldering (Thru-Hole Devices)



#### Recommended Process Parameters:

Wave Parameter	Lead-Free Recommendation
<b>Preheat:</b> (Depends on Flux Activation Temperature)	
Temperature Minimum:	100° C
Temperature Maximum:	150° C
Preheat Time:	60-180 seconds
<b>Solder Pot Temperature:</b>	
	280° C Maximum
<b>Solder Dwell Time:</b>	
	2-5 seconds

### Soldering Parameters - Hand Soldering

Solder Iron Temperature: 350° C +/- 5°C  
 Heating Time: 5 seconds max.

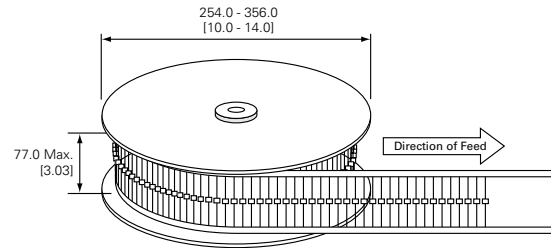
**Packaging Dimensions**

**For Axial Lead Items**

Dimensions are in millimeters [and inches]



Dimensions are in millimeters [and inches]

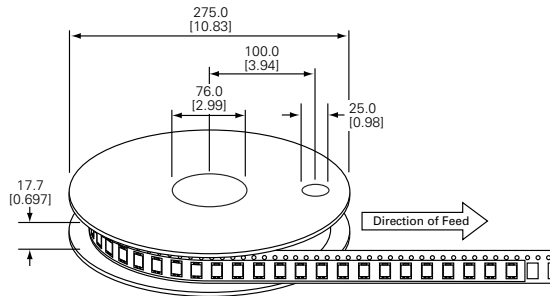


**For 'SM' Type Surface Mount Items (SL1411A series only)**

Dimensions are in millimeters [and inches]



Dimensions are in millimeters [and inches]



**For 'C' Type Core Items: Packed in plastic bag (500 pcs)**

**Part Numbering System and Ordering Information**

**For SL1011A series:**

**SL1011A XXX X**

**Voltage**

**Pin Configuration**

- A = Axial Lead
- C = Core

Remarks: Formed leads are available on request

**SL1411 A XXX XX**

**Surge Capability**

**Voltage**

**Pin Configuration**

- A = Axial Lead
- C = Core
- SM = Surface Mount

## Looking for pricing, stock, or lifecycle information?

Click below to explore more details on WIN SOURCE:

 [View SL1411A150A on WIN SOURCE](#)

 [Littelfuse Inc. Information](#)

## Optimize Your Supply Chain with WIN SOURCE Solutions

-  Global Sourcing Solution
-  Obsolete Management
-  Cost Control Management
-  Shortage Management
-  Alternative Solution
-  Excess Inventory Management