



THE DATASHEET OF SPFI005.T



POWR-GARD® Fuse Datasheet

SPXC-S SERIES SOLAR FUSE

1500 V dc • 1 – 4 A

UL CE gPV RoHS REACH



Description

The Littelfuse SPXC-S silver plated solar string fuse is designed specifically for 1-4 A 1500 V dc applications.

Features/Benefits

- Full range, fast-acting fuse helps eliminate common low-overload faults
- 10 x 57 mm package size
- Up to 50,000A interrupting rating

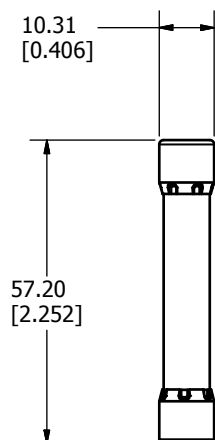
Applications

- Inverters
- Combiner boxes

Web Resources

Download technical resources at: Littelfuse.com/spxcs

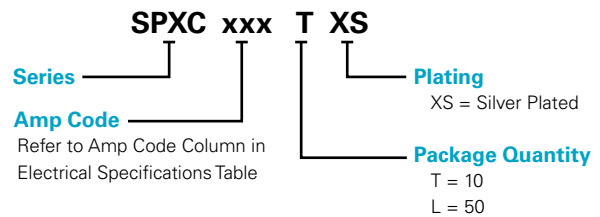
Dimensions mm (inches)



Specifications

Voltage Rating	1500 V dc
Amperage Rating	1, 2, 2.25, 2.5, 3, 3.5, 4 A
Interrupting Rating	15 kA (UL 248-19) 50 kA (Self-Certified)
Time Constant	≤ 1ms
Material	Body: Melamine Caps: Copper Alloy (Silver Plated)
Approvals	UL Listed (File: E339112)
Applicable Standards	UL 248-1, 248-19 IEC 60269-6 (electrically only)
Environmental	RoHS Compliant REACH
Country of Origin	Mexico

Part Numbering System



POWR-GARD® Fuse Datasheet

SPXC-S SERIES SOLAR FUSE

Ordering Information

SERIES	AMPERAGE	AMP CODE	CATALOG NUMBER	PRODUCT MARKING	PACK QUANTITY	ORDERING NUMBER	UPC
SPXCS	1	001.	SPXC001-S	SPXC 1-S	10	SPXC001.TXS	07945822130
					50	SPXC001.LXS	07945822132
SPXCS	2	002.	SPXC002-S	SPXC 2-S	10	SPXC002.TXS	07945822134
					50	SPXC002.LXS	07945822136
SPXCS	2.25	2.25	SPXC2.25-S	SPXC 2 ¼-S	10	SPXC2.25TXS	07945819890
					50	SPXC2.25LXS	07945819892
SPXCS	2.5	02.5	SPXC02.5-S	SPXC 2 ½-S	10	SPXC02.5TXS	07945819894
					50	SPXC02.5LXS	07945819896
SPXCS	3	003.	SPXC003-S	SPXC 3-S	10	SPXC003.TXS	07945819898
					50	SPXC003.LXS	07945819900
SPXCS	3.5	03.5	SPXC03.5-S	SPXC 3 ½-S	10	SPXC03.5TXS	07945819902
					50	SPXC03.5LXS	07945819904
SPXCS	4	004.	SPXC004-S	SPXC 4-S	10	SPXC004.TXS	07945819906
					50	SPXC004.LXS	07945819908

Electrical Specifications

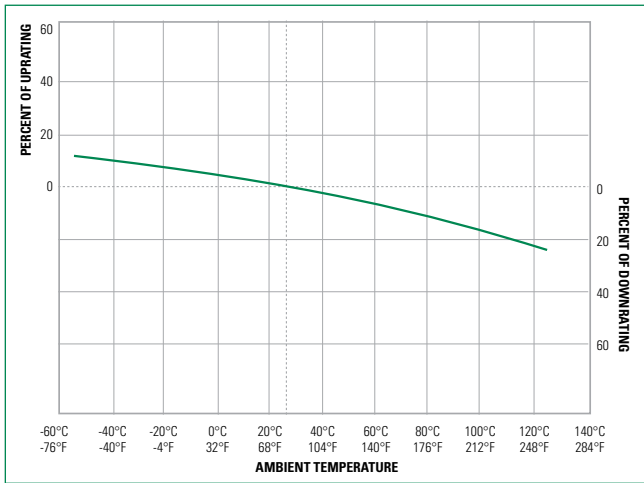
AMPERAGE	VOLTAGE	INTERRUPTING RATING	NOM COLD RESISTANCE (ohm)	WATTS LOSS AT 100 % RATED CURRENT (W)	WATTS LOSS AT 80 % RATED CURRENT (W)	MELTING I ² t (A ² s) (1500 V dc)	TOTAL CLEARING I ² t (A ² s) 15 kA (1500 V dc)
	DC	DC					
1	1500	50 kA*	0.6253	1.07	0.56	0.29	0.53
2	1500	50 kA*	0.1905	1.32	0.70	1.55	5.13
2.25	1500	50 kA*	0.1245	0.90	0.50	5	13
2.5	1500	50 kA*	0.0793	0.91	0.50	11	26
3	1500	50 kA*	0.0721	0.92	0.51	14	40
3.5	1500	50 kA*	0.0487	0.94	0.53	34	87
4	1500	50 kA*	0.0439	0.95	0.54	56	127

* 50 kA self-certified

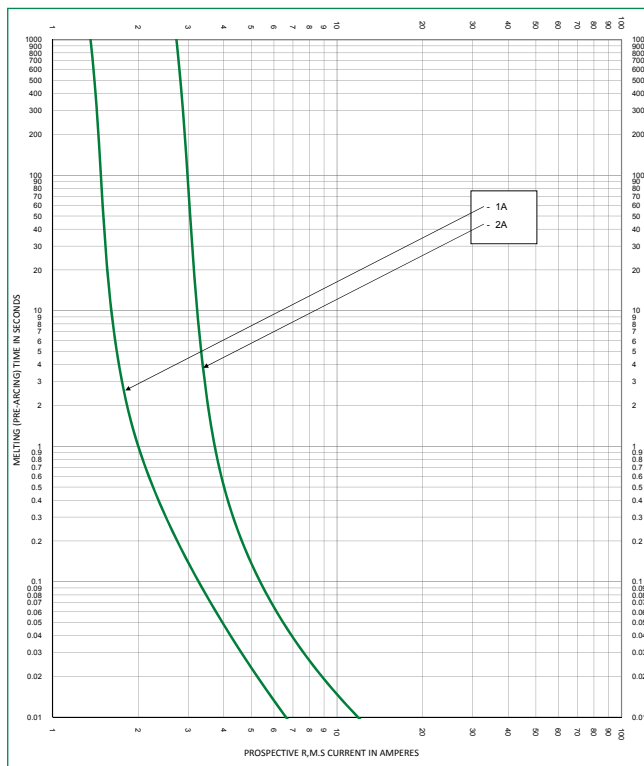
Electrical Specification – Agency Requirements

AMPERAGE RATING	OPENING TIME (MINUTES)			
	100 % OF AMP RATING PER UL	105 % OF AMP RATING PER IEC	135 % OF AMP RATING PER UL	200 % OF AMP RATING PER UL
1-4	Temperature Stabilization	60 Min	60 Max	4 Max

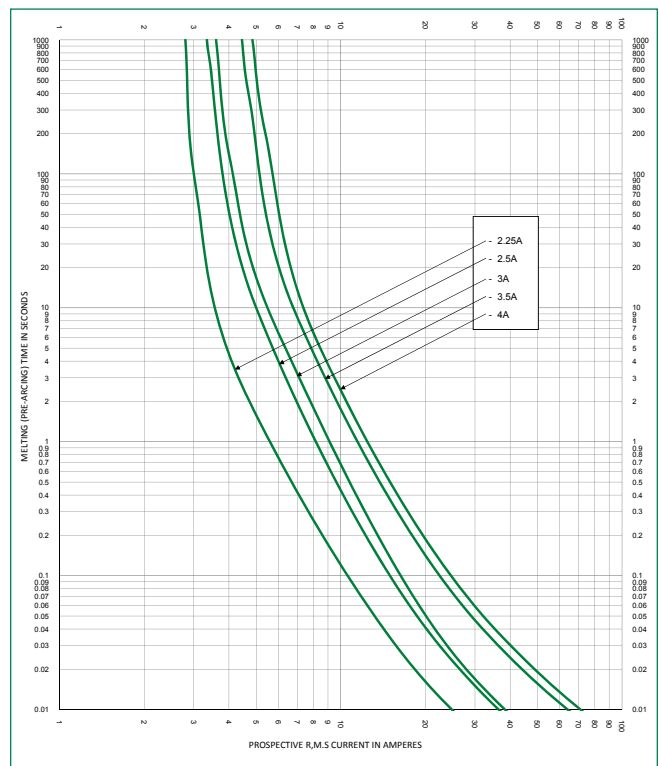
Temperature Derating Curve (Temperature of Air Immediately Surrounding Fuse)



Time Current Curve (1-2 A)



Time Current Curve (2.25-4 A)



Disclaimer Notice – Information furnished is believed to be accurate and reliable. However, users should independently evaluate the suitability of and test each product selected for their own applications. Littelfuse products are not designed for, and may not be used in, all applications. Read complete Disclaimer Notice at www.littelfuse.com/product-disclaimer.

Looking for pricing, stock, or lifecycle information?

Click below to explore more details on WIN SOURCE:

 [View SPFI005.T on WIN SOURCE](#)

 [Littelfuse Inc. Information](#)

Optimize Your Supply Chain with WIN SOURCE Solutions

-  Global Sourcing Solution
-  Obsolete Management
-  Cost Control Management
-  Shortage Management
-  Alternative Solution
-  Excess Inventory Management