





# THE DATASHEET OF SD2H6



## PANDUCT® Divider Wall



- Wiring duct divider wall can be mounted inside any type of PANDUIT® PVC wiring duct to create multiple channels
- Simply install the divider wall base when mounting the duct and snap the divider wall onto the mounting base accessory (see page E6)
- All versions snap onto DB-C mounting base
- Divider wall heights 2" and greater have a scoreline feature allowing sections to be removed leaving a smooth edge
- Meets UL508/508A insulation material requirement for barrier between conductors



| Part Number | For Nominal Duct Height (In.) | Std. Pkg. Qty. | Std. Ctn. Qty. | Length (ft) |
|-------------|-------------------------------|----------------|----------------|-------------|
|-------------|-------------------------------|----------------|----------------|-------------|

### Solid Divider Wall for use with all Types of PVC Wiring Duct

|        |      |   |     |   |
|--------|------|---|-----|---|
| D1H6   | 1.00 | 6 | 120 | 6 |
| D1.5H6 | 1.50 | 6 | 120 | 6 |
| D2H6   | 2.00 | 6 | 120 | 6 |
| D3H6   | 3.00 | 6 | 120 | 6 |
| D4H6   | 4.00 | 6 | 120 | 6 |

### Slotted Divider Wall for use with all Types of PVC Wiring Duct

|       |      |   |     |   |
|-------|------|---|-----|---|
| SD2H6 | 2.00 | 6 | 120 | 6 |
| SD3H6 | 3.00 | 6 | 120 | 6 |
| SD4H6 | 4.00 | 6 | 120 | 6 |

| Part Number | For Nominal Duct Height (mm) | Std. Pkg. Qty. | Std. Ctn. Qty. | Length (M) |
|-------------|------------------------------|----------------|----------------|------------|
|-------------|------------------------------|----------------|----------------|------------|

### Metric Solid Divider Wall for use with Type MC Duct

|        |     |   |    |   |
|--------|-----|---|----|---|
| D50H2  | 50  | 2 | 40 | 2 |
| D75H2  | 75  | 2 | 40 | 2 |
| D100H2 | 100 | 2 | 40 | 2 |

NOTE: Must be used with Mounting Base (DB-C) which is sold separately. Install mounting bases to the duct channel, locate within 2" of each divider wall end and at least every 12" along the length.

## **NEW!** PANDUCT® Type TMC Low Smoke/Low Toxicity Solid Divider Wall



- TMC Divider Wall can be mounted inside TMC Wiring Duct to create multiple channels
- Low smoke, low toxicity and low flammability material
- Simply install the divider wall base when mounting the duct and snap the divider wall onto mounting base (part No. DB-C)

| Part Number | For Nominal Duct Height (mm) | Std. Pkg. Qty. | Std. Ctn. Qty. | Length (M) |
|-------------|------------------------------|----------------|----------------|------------|
| TMC50DW2    | 50                           | 2              | 20             | 2          |
| TMC75DW2    | 75                           | 2              | 20             | 2          |

NOTE: Must be used with Mounting Base (DB-C) which is sold separately. Install mounting bases to the duct channel, locate within 2" of each divider wall end and at least every 12" along the length.

Overview

Control Panel

Special Environment

Voice & Data



Tools & Accessories

Technical Info

Index

## Looking for pricing, stock, or lifecycle information?

Click below to explore more details on WIN SOURCE:

-  [View SD2H6 on WIN SOURCE](#)
-  [Panduit Corp Information](#)

## Optimize Your Supply Chain with WIN SOURCE Solutions

-  Global Sourcing Solution
-  Obsolete Management
-  Cost Control Management
-  Shortage Management
-  Alternative Solution
-  Excess Inventory Management