



**THE DATASHEET OF  
S24-175-L0**



# STRONGHOLD™

CONTRACTOR GRADE PRODUCTS  
FOR GENERAL PURPOSE APPLICATIONS



## Terminals & Cable Ties



# PANDUIT®



# STRONGHOLD™ Terminals

As a trusted brand, Panduit® provides solutions that will stay strong for a wide range of general purpose applications and outlast the competition. For contractors seeking an economical solution to satisfy general purpose applications, look no further than the StrongHold™ (Contractor Grade) Terminals line.

## Navigating the StrongHold Packaging Icons

-  American Wire Gauge
-  Circular Mil
-  Insulation Diagram
-  Max Temperature
-  PIN Diagram
-  Strip Length
-  Voltage
-  Stud Size
-  Tab Size
-  Tool
-  Bullet



Please note the following information regarding bag quantities:

- \*-Q= Package quantity of 25
- L= Package quantity of 50 where applicable

See [Panduit.com](http://Panduit.com) for individual part compliance and tooling options. All parts are ROHS compliant.

## Terminals Legend

Available in insulated and non-insulated options. See insulation options throughout this booklet for detailed information per product.



Ring Terminal



Fork Terminal



Narrow Fork Terminal



Locking Fork Terminal



Male Bullet



Butt Splice



Step Down Splice



Quick Splice

# Terminals Part Numbers

## Ring Terminal

Part Number	AWG Wire Range (AWG)	Color	Stud/Tab Size	Std. Pkg. Qty.
<b>Ring Terminal, Insulated – Vinyl</b>				
 EV6-10R-Q	#6	Blue	#10	25
EV6-12R-Q	#6	Blue	1/2"	25
EV6-38R-Q	#6	Blue	3/8"	25
EV6-56R-Q	#6	Blue	5/16"	25
EV8-8R-Q	#8	Red	#8	25
EV8-12R-Q	#8	Red	1/2"	25
EV8-14R-Q	#8	Red	1/4"	25
EV8-38R-Q	#8	Red	3/8"	25
EV8-56R-Q	#8	Yellow	5/16"	25
EV10-10RB-Q	#12-10	Yellow	#10	25
EV10-12RB-Q	#12-10	Yellow	1/2"	25
EV10-14RB-Q	#12-10	Yellow	1/4"	25
EV10-38RB-Q	#12-10	Yellow	3/8"	25
EV10-56RB-Q	#12-10	Yellow	5/16"	25
EV10-6RB-Q	#12-10	Yellow	#6	25
EV10-8RB-Q	#12-10	Yellow	#8	25
EV14-10RB-Q*	#16-14	Blue	#10	25
EV14-14RB-Q*	#16-14	Blue	1/4"	25
EV14-38RB-Q	#16-14	Blue	3/8"	25
EV14-56RB-Q*	#16-14	Blue	5/16"	25
EV14-6RB-Q*	#16-14	Blue	#6	25
EV14-8RB-Q*	#16-14	Blue	#8	25
EV18-8RB-Q*	#22-18	Red	#8	25
EV18-10RB-Q*	#22-18	Red	#10	25
EV18-14RB-Q*	#22-18	Red	1/4"	25
EV18-56RB-Q*	#22-18	Red	5/16"	25
EV18-6RB-Q*	#22-18	Red	#6	25



**Female Disconnect**



**Male Disconnect**



**Piggy Back Disconnect**



**Female Bullet**



**Pin Terminal**



**Blade Terminal**



**Wire Joint**

## Ring Terminal

Part Number	AWG Wire Range (AWG)	Color	Stud/Tab Size	Std. Pkg. Qty.	
<b>Ring Terminal, Non-Insulated</b>					
	E10-10RB-Q	#12-10	Yellow	#10	25
	E10-14RB-Q	#12-10	Yellow	1/4"	25
	E10-6RB-Q	#12-10	Yellow	#6	25
	E10-8RB-Q	#12-10	Yellow	#8	25
	E14-10RB-Q*	#16-14	Blue	#10	25
	E14-4RB-Q*	#16-14	Blue	#4	25
	E14-6RB-Q*	#16-14	Blue	#6	25
	E14-8RB-Q*	#16-14	Blue	#8	25
	E18-10RB-Q*	#22-18	Red	#10	25
	E18-4RB-Q*	#22-18	Red	#4	25
	E18-6RB-Q*	#22-18	Red	#6	25
	E18-8RB-Q*	#22-18	Red	#8	25

## Fork Terminal

Part Number	AWG Wire Range (AWG)	Color	Stud/Tab Size	Std. Pkg. Qty.	
<b>Fork Terminal, Insulated – Vinyl</b>					
	EV10-10FB-Q	#12-10	Yellow	#10	25
	EV10-14FB-Q	#12-10	Yellow	1/4"	25
	EV10-56FB-Q	#12-10	Yellow	5/16"	25
	EV10-6FB-Q	#12-10	Yellow	#6	25
	EV10-8FB-Q	#12-10	Yellow	#8	25
	EV14-10FB-Q*	#16-14	Blue	#10	25
	EV14-14FB-Q	#16-14	Blue	1/4"	25
	EV14-6FB-Q*	#16-14	Blue	#6	25
	EV14-8FB-Q*	#16-14	Blue	#8	25
	EV18-10FB-Q*	#22-18	Red	#10	25
	EV18-6FB-Q*	#22-18	Red	#6	25
	EV18-8FB-Q*	#22-18	Red	#8	25
	EV18-14FB-Q	#22-16	Red	1/4"	25
<b>Fork Terminal, Non-Insulated</b>					
	E10-10FB-Q	#12-10	Yellow	#10	25
	E10-14FB-Q	#12-10	Yellow	1/4"	25
	E10-6FB-Q	#12-10	Yellow	#6	25
	E10-8FB-Q	#12-10	Yellow	#8	25
	E14-10FB-Q*	#16-14	Blue	#10	25
	E14-6FB-Q*	#16-14	Blue	#6	25
	E14-8FB-Q*	#16-14	Blue	#8	25
	E18-10FB-Q*	#22-18	Red	#10	25
	E18-6FB-Q*	#22-18	Red	#6	25
	E18-8FB-Q*	#22-18	Red	#8	25

# Terminals Part Numbers

## Narrow Fork Terminal

Part Number	 Wire Range (AWG)	Color	 Stud/Tab Size	Std. Pkg. Qty.	
<b>Narrow Fork Terminal, Insulated – Vinyl</b>					
	EV10-10FNB-Q	#12-10	Yellow	#10	25
	EV10-8FNB-Q	#12-10	Yellow	#8	25
	EV14-10FNB-Q	#16-14	Blue	#10	25
	EV14-6FNB-Q	#16-14	Blue	#6	25
	EV14-8FNB-Q	#16-14	Blue	#8	25

## Locking Fork Terminal

Part Number	 Wire Range (AWG)	Color	 Stud/Tab Size	Std. Pkg. Qty.	
<b>Locking Fork Terminal, Insulated – Vinyl</b>					
	EV10-10LFB-Q	#12-10	Yellow	#10	25
	EV10-14LFB-Q	#12-10	Yellow	1/4"	25
	EV10-6LFB-Q	#12-10	Yellow	#6	25
	EV10-8LFB-Q	#12-10	Yellow	#8	25
	EV14-10LFB-Q*	#16-14	Blue	#10	25
	EV14-6LFB-Q*	#16-14	Blue	#6	25
	EV14-8LFB-Q*	#16-14	Blue	#8	25
	EV18-10LFB-Q*	#22-18	Red	#10	25
	EV18-6LFB-Q*	#22-18	Red	#6	25
EV18-8LFB-Q*	#22-18	Red	#8	25	
<b>Locking Fork Terminal, Non-Insulated</b>					
	E10-10LFB-Q	#12-10	Yellow	#10	25
	E10-14LFB-Q	#12-10	Yellow	1/4"	25
	E10-6LFB-Q	#12-10	Yellow	#6	25
	E10-8LFB-Q	#12-10	Yellow	#8	25
	E14-10LFB-Q*	#16-14	Blue	#10	25
	E14-6LFB-Q*	#16-14	Blue	#6	25
	E14-8LFB-Q*	#16-14	Blue	#8	25
	E18-10LFB-Q*	#22-18	Red	#10	25
	E18-6LFB-Q*	#22-18	Red	#6	25
E18-8LFB-Q*	#22-18	Red	#8	25	

## Female Disconnect Terminal

Part Number	 Wire Range (AWG)	Color	 Stud/Tab Size	Std. Pkg. Qty.	
<b>Female Disconnect Terminal, Insulated – Nylon</b>					
	EDNF10-250FI-Q	#12-10	Yellow	0.250" x 0.032"	25
	EDNF14-188FIB-Q*	#16-14	Blue	0.187" x 0.020"	25
	EDNF14-250FIB-Q*	#16-14	Blue	0.250" x 0.032"	25
	EDNF18-188FIB-Q*	#22-18	Red	0.187" x 0.020"	25
	EDNF18-250FIB-Q*	#22-18	Red	0.250" x 0.032"	25

**Female Disconnect Terminal**

Part Number	AWG Wire Range (AWG)	Color	Stud/Tab Size	Std. Pkg. Qty.	
<b>Female Disconnect Terminal, Insulated – Vinyl</b>					
	EDV10-250-Q	#12-10	Yellow	0.250" x 0.032"	25
	EDV14-188B-Q*	#16-14	Blue	0.187" x 0.020"	25
	EDV14-250B-Q*	#16-14	Blue	0.250" x 0.032"	25
	EDV18-188B-Q*	#22-18	Red	0.187" x 0.020"	25
	EDV18-250B-Q*	#22-18	Red	0.250" x 0.032"	25
	EDV10-250FIB-Q	#12-10	Yellow	0.250" x 0.032"	25
	EDV14-250FIB-Q	#16-14	Blue	0.250" x 0.032"	25
	EDV18-250FIB-Q	#22-16	Red	0.250" x 0.032"	25
<b>Female Disconnect Terminal, Non-Insulated</b>					
	ED14-188-Q*	#16-14	Blue	0.187" x 0.020"	25
	ED14-250-Q*	#16-14	Blue	0.250" x 0.032"	25
	ED18-188-Q*	#22-18	Red	0.187" x 0.020"	25
	ED18-250-Q*	#22-18	Red	0.250" x 0.032"	25

**Male Disconnect Terminal**

Part Number	AWG Wire Range (AWG)	Color	Stud/Tab Size	Std. Pkg. Qty.	
<b>Male Disconnect Terminal, Insulated – Nylon</b>					
	EDNF14-187MB-Q	#16-14	Blue	0.187" x 0.032"	25
	EDNF18-187MB-Q	#22-16	Red	0.187" x 0.032"	25
	EDNF10250FIMB-Q	#12-10	Yellow	0.250" x 0.032"	25
	EDNF14250FIMB-Q*	#16-14	Blue	0.250" x 0.032"	25
	EDNF18250FIMB-Q*	#22-18	Red	0.250" x 0.032"	25
<b>Male Disconnect Terminal, Insulated – Vinyl</b>					
	EDV10-250M-Q	#12-10	Yellow	0.250" x 0.032"	25
	EDV14-187MB-Q	#16-14	Blue	0.187" x 0.032"	25
	EDV14-250M-Q*	#16-14	Blue	0.250" x 0.032"	25
	EDV18-187MB-Q	#22-16	Red	0.187" x 0.032"	25
	EDV18-250M-Q*	#22-18	Red	0.250" x 0.032"	25
<b>Male Disconnect Terminal, Non-Insulated</b>					
	ED10-250M-Q	#12-10	Yellow	0.250" x 0.032"	25
	ED14-250MB-Q*	#16-14	Blue	0.250" x 0.032"	25
	ED18-250MB-Q*	#22-18	Red	0.250" x 0.032"	25

# Terminals Part Numbers

## Piggy Back Disconnect Terminal

Part Number	 Wire Range (AWG)	Color	 Stud/Tab Size	Std. Pkg. Qty.
 <b>Piggy Back Disconnect Terminal, Insulated – Vinyl</b>				
EDV10-250P-Q	#12-10	Yellow	0.250" x 0.032"	25
EDV14-250P-Q*	#16-14	Blue	0.250" x 0.032"	25
EDV18-250P-Q*	#22-18	Red	0.250" x 0.032"	25




## Female Bullet Terminal

Part Number	 Wire Range (AWG)	Color	 Bullet	Std. Pkg. Qty.
 <b>Female Bullet Terminal, Insulated – Nylon</b>				
EBNF14-4FIB-Q	#16-14	Blue	.156" / 3.9mm	25
EBNF18-4FIB-Q	#22-16	Red	.156" / 3.9mm	25
 <b>Female Bullet Terminal, Insulated – Vinyl</b>				
EBV18-4B-Q	#22-16	Red	.156" / 3.9mm	25
EBV14-4B-Q	#16-14	Blue	.156" / 3.9mm	25


## Male Bullet Terminal

Part Number	 Wire Range (AWG)	Color	 Bullet	Std. Pkg. Qty.
 <b>Male Bullet Terminal, Insulated – Nylon</b>				
EBNF14-4FIM-Q	#16-14	Blue	.156" / 3.9mm	25
EBNF18-4FIM-Q	#22-16	Red	.156" / 3.9mm	25
 <b>Male Bullet Terminal, Insulated – Vinyl</b>				
EBV14-4MB-Q	#16-14	Blue	.156" / 3.9mm	25
EBV18-4MB-Q	#22-16	Red	.156" / 3.9mm	25



## Butt Splice

Part Number	 Wire Range (AWG)	Color	Std. Pkg. Qty.
 <b>Butt Splice, Insulated – Vinyl</b>			
ESV10BX-Q	#12-10	Yellow	25
ESV14BX-Q*	#16-14	Blue	25
ESV18BX-Q*	#22-18	Red	25
 <b>Butt Splice, Non-Insulated</b>			
ES10B-Q	#12-10	Yellow	25
ES14B-Q*	#16-14	Blue	25
ES18B-Q*	#22-18	Red	25


### Step Down Splice

Part Number	AWG Wire Range (AWG)	Color	Std. Pkg. Qty.	
<b>Step Down Splice, Insulated – Vinyl</b>				
	ESV10-ESV14-Q	#12-10 to 16-14, Yellow with Blue Color Ring	Yellow	25
	ESV10-ESV18-Q	#12-10 to 22-18, Yellow with Red Color Ring	Yellow	25
	ESV14-ESV18-Q	#16-14 to 22-18, Blue with Red Color Ring	Blue	25
	ESV6-ESV8-Q	#6 to 8, Blue with Red Color Ring	Blue	25
	ESV8-ESV10-Q	#8 to 12-10, Red with Yellow Color Ring	Red	25
	ESV8-ESV14-Q	#8 to 16-14, Red with Blue Color Ring	Red	25

### Quick Splice

Part Number	AWG Wire Range (AWG)	Color	Std. Pkg. Qty.	
<b>Quick Splice, Insulated – Polypropylene</b>				
 	EQSP18D-Q	#22-16	Red	25
	EQSP14D-Q*	#18-14	Red	25
	EQSP10-18D-Q	#12-10 to 18-14	Brown	25
	EQSP10-Q	#12-10	Yellow	25
	EQSP14-Q	#18-14	Red	25
	EQSP18-Q	#22-18	Red	25

### Pin Terminal

Part Number	AWG Wire Range (AWG)	Color	Pin Diameter	Std. Pkg. Qty.	
<b>Pin Terminal, Insulated – Vinyl</b>					
	EV10-P55-Q	#12-10	Yellow	0.10" Dia.	25
	EV14-P47B-Q*	#16-14	Blue	0.07" Dia.	25
	EV18-P47B-Q*	#22-18	Red	0.07" Dia.	25

# Terminals Part Numbers

## Blade Terminal

Part Number	AWG Wire Range (AWG)	Color	Std. Pkg. Qty.	
	<b>Blade Terminal, Insulated – Vinyl</b>			
	EDV10-11MB-Q	#12-10	Yellow	25
	EDV14-87MB-Q	#16-14	Blue	25
	EDV18-87MB-Q	#22-18	Red	25

## Wire Joint

Part Number	AWG Wire Range (AWG)	Color	Std. Pkg. Qty.	
	<b>Wire Joint, Insulated – Nylon</b>			
	EJN218-216-Q*	#22-14	Clear	25
	EJN418-212-Q	#18 -12	Clear	25
	EJN314-412-Q	#16-8	Clear	25

Please note the following information regarding bag quantities:

\* -Q= Package quantity of 25

-L= Package quantity of 50 where applicable

See [Panduit.com](http://Panduit.com) for individual part compliance and tooling options.  
All parts are ROHS compliant.

**STRONGHOLD**

# Cable Ties

Panduit offers a comprehensive selection of cable tie solutions ideal for electrical, industrial, and networking applications. Panduit® Pan-Ty® cable ties are the premium grade offering, designed to accommodate a variety of industry requirements suitable for OEM and demanding MRO environments. For contractors seeking an economical solution to satisfy general purpose applications, the Panduit® StrongHold™ line will meet this need with an assortment of indoor and outdoor cable ties.



# Cable Ties Part Numbers

## Cable Ties

Standard Part Number		Bulk Part Number				Length (In.)	Max. Bundle Dia. (In.)	Min. Loop Tensile Strength (lbs.)	Std. Pkg. Qty.	Bulk Pkg. Qty.
Natural Nylon 6.6 (Indoor Use)	UV Weather Resistant Nylon 6.6 (Outdoor Use)	Natural Nylon 6.6 (Indoor Use)	UV Weather Resistant Nylon 6.6 (Outdoor Use)							
S4-18-C'	S4-18-C0	S4-18-M'	S4-18-M0	3.94	0.87	18	100	1000		
S5-50-C'	S5-50-C0	SS-50-M'	S5-50-M0	4.7	0.94	50	100	1000		
S6-40-C'	S6-40-C0	S6-40-M	S6-40-M0	5.51	1.3	40	100	1000		
S6-18-C'	S6-18-C0	S6-18-M'	S6-18-M0	6.3	1.57	18	100	1000		
S6-50-C'	S6-50-C0	S6-50-M'	S6-50-M0	6.3	1.5	50	100	1000		
S7-50-C'	S7-50-C0	S7-50-M'	S7-50-M0	7.4	1.81	50	100	1000		
S8-18-C'	S8-18-C0	S8-18-M	S8-18-M0	7.87	2.09	18	100	1000		
S8-40-C'	S8-40-C0	S8-40-M	S8-40-M0	7.87	2.09	40	100	1000		
SR8-50-C'	SR8-50-C0	-	-	7.87	1.97	50	100	-		
SC8-50-S10-C**	SC8-50-S10-C0**	-	-	7.87	1.85	50	100	-		
S8-50-C'	S8-50-C0	S8-50-M'	S8-50-M0	8.46	2.09	50	100	1000		
S10-50-C'	S10-50-C0	-	-	9.84	2.36	50	100	-		
S12-40-C'	S12-40-C0	-	-	11.81	2.99	40	100	1000		
S12-50-C'	S12-50-C0	S12-50-M'	S12-50-M0	11.81	2.99	50	100	1000		
S14-120-L'	S14-120-L0	S14-120-TL'	S14-120-TL0	14.49	4.02	120	50	250		
S15-40-C'	S15-40-C0	-	-	14.57	4.02	40	100	-		
S15-50-C'	S15-50-C0	S15-50-M	S15-50-M0	14.57	4.02	50	100	1000		
SC15-120-S25-L <sup>°</sup>	SC15-120-S25-L0 <sup>°</sup>	-	-	14.96	3.86	120	50	-		
S17-50-C'	S17-50-C0	S17-50-M'	S17-50-M0	16.93	4.33	50	100	1000		
S18-175-L'	S18-175-L0	-	-	17.71	5.2	175	50	-		
S18-120-L'	S18-120-L0	-	-	17.71	5.12	120	50	-		
S21-175-L'	S21-175-L0	S21-175-C'	S21-175-C0	20.71	5.51	175	50	100		
S21-50-C'	S21-50-C0	S21-50-M'	S21-50-M0	20.87	5.51	50	100	1000		
S24-120Q'	S24-120Q0	S24-120-L'	S24-120-L0	23.62	6.89	120	25	50		
S24-175-L'	S24-175-L0	-	-	24.02	7.36	175	50	-		
S30-120-X'	S30-120-X0	S30-120-L'	S30-120-L0	29.53	8.58	120	10	50		
S31-175-L'	S31-175-L0	-	-	30.55	8.98	175	50	-		
S32-175-L***	S32-175-L0***	-	-	32.09	9.41	175	50	-		
S36-175-L***	S36-175-L0**	-	-	35.91	10.35	175	50	-		
S40-175-X***	S40-175-X0***	S40-175-L***	S40-175-L0***	40.16	11.61	175	10	50		
S48-175-L*** <sup>^</sup>	S48-175-L0**	-	-	48.03	14.37	175	50	-		

\* UL Recognized. \*\*UL 181. ° Mount with #10/M5 Screw. °° Mount with ¼"/M6 Screw.

<sup>^</sup> Plenum Rated AH-2. ^ Gray Nylon Available S-48-175-L8

**To learn more about our StrongHold™ offerings such as Terminals, Cable Ties, and Stainless Steel please contact:**

**Panduit Corp.  
18900 Panduit Drive  
Tinley Park, IL 60487**

**US and Canada: 800.777.3300  
Europe, Middle East, and Africa: 44.20.8601.7200  
Latin America: 52.33.3777.6000  
Asia Pacific: 65.6305.7575**



**[www.panduit.com](http://www.panduit.com)**









## Looking for pricing, stock, or lifecycle

Click below to explore more details on WIN SOURCE

 [View S24-175-L0 on WIN SOURCE](#)

 [Panduit Corp](#) Information

## Optimize Your Supply Chain with

-  Global Sourcing Solution
-  Obsolete Management
-  Cost Control Management
-  Shortage Management
-  Alternative Solution
-  Excess Inventory Management