




**THE DATASHEET OF  
SHFT0003X**



## Disconnect Switches

### Fusible/Non-fusible



The LFFS series fusible switches eliminate the need for a separate fuse block by integrating a three pole fuse holder into the switch body. This saves precious panel space and reduces wiring time. These rod-operated devices are UL Listed and CSA Certified.

### Applications

Littelfuse disconnect switches are perfect for use where the National Electrical Code requires that a separate disconnect means be located within sight of all motor loads. Commonly used as a main switch or distribution switches, these units are also ideal for use as safety switches for air conditioners, pumps and compressors. The LFDS series disconnect switches can be used with external fuse blocks, permitting the use of Class RK1, RK5, J and CC fuses.

### Features/Benefits

- **Reduce panel costs** – Compact size minimizes panel space and reduces enclosure costs. The fusible 30 amp Class CC switch is the smallest available in the market.
- **Reduce installation time** – Panel-mount or integral DIN rail-mount allows quick and easy mounting.
- **Flexible design** – Optional accessories offer flexibility for various applications.
- **Protect personnel** – Dead-front design and optional terminal covers minimizes exposure to live parts.
- **Lockable operator knob/handle** – LFRK001 style knob meets OSHA standard for control of hazardous energy sources. Other knobs and handles meet IP65.

### Specifications

**Voltage:** 600VAC  
**Interrupting Rating:** 10,000 amperes  
**Required Screw Torque:** 16 inch pounds  
**Ampere Ratings:** 30–100 Amperes  
**Approvals:** UL Listed (File No. E166081)  
 CSA Certified

### Ordering Information

Part Number	Description
LFFS030CC	30A Fusible Class CC Switch
LFDS030	30A Non-Fusible Switch
LFDS040	40A Non-Fusible Switch
LFDS060	60A Non-Fusible Switch
LFDS100	100A Non-Fusible Switch

*Note: Handles and accessories sold separately.*

### Accessories



LFRH001\* Red Handle  
 LFRK001\* Red Knob  
 LFBH001\* Black Handle  
 LFBK001\* Black Knob  
 LFBK002\*\* Black Knob  
 SHFT002 Shaft (19.68")  
 SHFT003 Shaft (11.81")  
 SHFT005 Shaft (7.78")



LFCB001 Add-on Contact Block (N.O.)  
 LFCB002 Add-on Contact Block (N.C.)  
 LFCB003 100A Add-on Contact Block (N.C.)  
 LFCB004 100A Add-on Contact Block (N.C.)  
 LFPP001 30A Add-on Power Pole (N.O.)  
 LFPP002 30A Add-on Power Pole (N.C.)





LFTC001 Terminal Cover (1 Pair)  
 LFTC002 LFDS030 Terminal Cover (1 Pair)  
 LFTC003 LFDS100 Terminal Cover (1 Pair)

\* Includes mounting hardware and standard length shaft for enclosures 3.5" through 8" deep.  
 \*\* Supplied with 2" shaft

*Note: LFRH001, LFBH001, LFBK001 and LFBK002 are not lockable.*

## Looking for pricing, stock, or lifecycle information?

Click below to explore more details on WIN SOURCE:

-  [View SHFT0003X on WIN SOURCE](#)
-  [Littelfuse Inc. Information](#)

## Optimize Your Supply Chain with WIN SOURCE Solutions

-  Global Sourcing Solution
-  Obsolete Management
-  Cost Control Management
-  Shortage Management
-  Alternative Solution
-  Excess Inventory Management