



**THE DATASHEET OF  
R0.5Z-0505**



# Features

## Regulated Converter

- 1kVDC or 2kVDC Isolation
- SMD Package Styles
- Single Regulated Output (Internal Linear Regulator)
- UL94V-0 Package Material
- Optional Continuous Short Circuit Protected
- Fully Encapsulated
- Efficiency to 62 %
- Built-In EN55022 Class A Filter

### Description

The R0.5Z series DC/DC converter has been designed for isolating or converting DC power rails where board space is at a premium. Although no larger than a standard unregulated SMD converter, the R0.5Z series also incorporates an internal linear regulator to deliver a stable output voltage which makes it ideal for powering logic level or supply voltage sensitive circuitry.

### Specifications (measured at $T_A = 25^\circ\text{C}$ , nominal input voltage, full load and after warm-up)

Part Number SMD	Input Voltage (VDC)	Output Voltage (VDC)	Output Current (mA)	Efficiency (%)	Max Capacitive Load <sup>(1)</sup>
R0.5Z-xx05*	5, 12, 15, 24	5	100	50	1000 $\mu\text{F}$
R0.5Z-xx12*	5, 12, 15, 24	12	42	60	220 $\mu\text{F}$
R0.5Z-xx15*	5, 12, 15, 24	15	33	62	220 $\mu\text{F}$

xx = Input Voltage

\* add Suffix "P" for Continuous Short Circuit Protection, e.g. R0.5Z-0505/P

\* add Suffix „H" for 2kVDC Isolation Voltage, e.g. R0.5Z-0505/H

\* add suffix -R for tape & reel packing e.g. R0.5Z-0505-R, R0.5Z.0505/P-R

For more details and dimensions of the tapes and reels see Application Notes

### Specifications (Core Operating Area)

Input Voltage Range		$\pm 5\%$
Output Voltage Accuracy		$\pm 5\%$
Line Voltage Regulation		1% max.
Load Voltage Regulation (10% to 100% full load)		1% max.
Output Ripple and Noise (20MHz limited)		100mVp-p max.
Operating Frequency		20kHz min. / 50kHz typ. / 90kHz max.
Efficiency at Full Load		50% min. / 60% typ.
Minimum Load		10% <sup>(2)</sup>
No Load Power Consumption		127mW min. / 155mW typ. / 320mW max.
Isolation Voltage		(tested for 1 second) 1000VDC (rated for 1 minute**) 500VAC / 60Hz
Isolation Voltage	H-Suffix	(tested for 1 second) 2000VDC
	H-Suffix	(rated for 1 minute**) 1000VAC / 60Hz
Isolation Capacitance		25pF min. / 75pF max.
Isolation Resistance		10 G $\Omega$ min.
Short Circuit Protection		1 Second
P-Suffix		Continuous
Operating Temperature Range (natural convection)		-40°C to +85°C (see Graph)
Storage Temperature Range		-55°C to +125°C
Reflow Temperature	ROHS compliant	245°C (30 sec) max.
Vapor Phase Process		230°C (90 sec) max.
		(for more details see Application Notes)
Relative Humidity		95% RH
Package Weight		1.2g
Packing Quantity		33 pcs per tube 500 pcs per Reel'
MTBF (+25°C)	} Detailed Information see Application Notes chapter "MTBF"	using MIL-HDBK 217F 3947 x 10 <sup>3</sup> hours
(+85°C)		using MIL-HDBK 217F 841 x 10 <sup>3</sup> hours

continued on next page

# ECONOLINE

## DC/DC-Converter

with 3 year Warranty

# RECOM

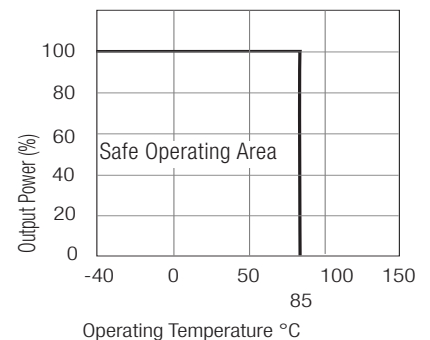
## 0.5 Watt SMD Isolated Single Output



**EN-60950-1 Certified**  
**EN-60601-1 Certified\***  
**UL-60950-1 Certified**  
**(\* / H suffix)**

# R0.5Z

## Derating-Graph (Ambient Temperature)



\*\*Any data referred to in this datasheet are of indicative nature and based on our practical experience only. For further details, please refer to our Application Notes.

Refer to Application Notes

## Specifications (Core Operating Area)

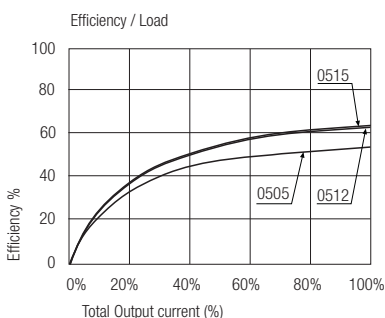
Conducted / Radiated Emissions	EN55022	Level A
Certifications		
EN General Safety	Report-No.: SPCLVD1211033-3	EN60950-1:2006 + A12:2011
EN Medical Safety	Report: MDD1205098-2 + RM1205098-2	IEC/EN 60601-1 3rd Edition
	Medical Report + ISO14971 Risk Assessment	
UL General Safety	Report-No.: E358085	UL60950-1, 2nd Edition

### Notes

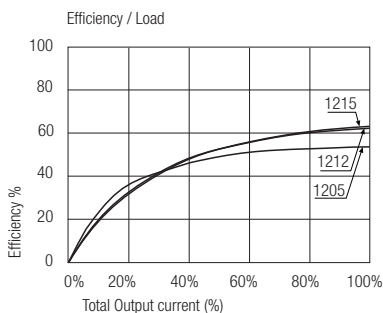
- Note 1: Maximum capacitive load is defined as the capacitive load that will allow start up in under 1 second without damage to the converter
- Note 2: The R0.5Z series requires a minimum of 10% load on the output to maintain specified regulation. Operating under no-load conditions will not damage these devices; however, they may not meet all listed specifications.

## Typical Characteristics

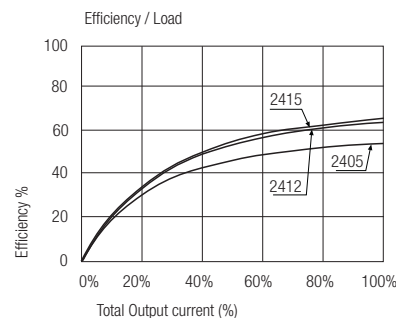
### R0.5Z-xx05



### R0.5Z-xx12

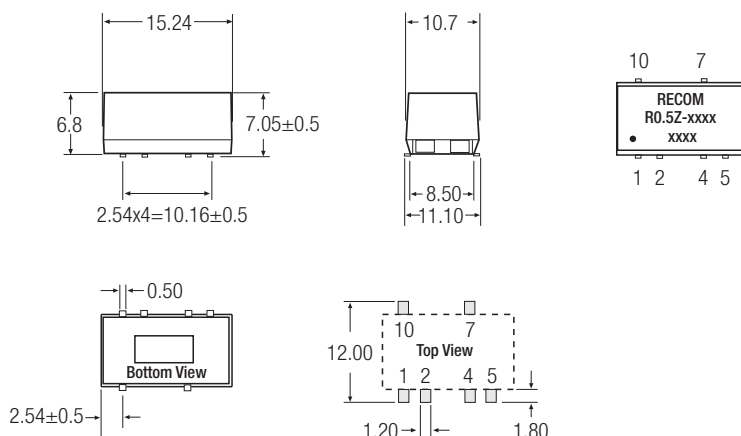


### R0.5Z-xx15



## Package Style and Pinning (mm)

### 10 PIN Single SMD Package



### Recommended Footprint Details

### Pin Connections



Pin #	Function
1	-Vin
2	+Vin
4	-Vout
5	-Vout
7	+Vout
10	NC

NC= No Connection

XX.X ± 0.5 mm  
XX.XX ± 0.25 mm

## Looking for pricing, stock, or lifecycle information?

Click below to explore more details on WIN SOURCE:

-  [View R0.5Z-0505 on WIN SOURCE](#)
-  [Recom Power Information](#)

## Optimize Your Supply Chain with WIN SOURCE Solutions

-  Global Sourcing Solution
-  Obsolete Management
-  Cost Control Management
-  Shortage Management
-  Alternative Solution
-  Excess Inventory Management