



**THE DATASHEET OF
SI-B8T17256CWW**



LED Module

V-Series Gen2



Table of Contents

| | | | |
|-------------|-------------------------------|-------|----|
| 1. | Product Code Information | ----- | 3 |
| 2. | Characteristics | ----- | 5 |
| 3. | Structure and Assembly | ----- | 11 |
| 4. | Certification and Declaration | ----- | 14 |
| 5. | Label Structure | ----- | 15 |
| 6. | Packing Structure | ----- | 17 |
| 7. | Precautions in Handling & Use | ----- | 18 |
| APPENDIX 1. | Applicable Solid Wire | ----- | 19 |

1. Product Code Information

- LT-V562C

| Nominal CCT (K) | Product Code |
|-----------------|----------------|
| 3000 | SI-B8V17256CWW |
| 3500 | SI-B8U17256CWW |
| 4000 | SI-B8T17256CWW |
| 5000 | SI-B8R17256CWW |

- LT-VB22C

| Nominal CCT (K) | Product Code |
|-----------------|----------------|
| 3000 | SI-B8V342B2CUS |
| 3500 | SI-B8U342B2CUS |
| 4000 | SI-B8T342B2CUS |
| 5000 | SI-B8R342B2CUS |

- LT-V562F

| Nominal CCT (K) | Product Code |
|-----------------|----------------|
| 3000 | SI-B8V26256CUS |
| 3500 | SI-B8U26256CUS |
| 4000 | SI-B8T26256CUS |
| 5000 | SI-B8R26256CUS |

- LT-V564F

| Nominal CCT (K) | Product Code |
|-----------------|----------------|
| 3000 | SI-B8V52256CUS |
| 3500 | SI-B8U52256CUS |
| 4000 | SI-B8T52256CUS |
| 5000 | SI-B8R52256CUS |

- LT-VB22F

| Nominal CCT (K) | Product Code |
|-----------------|----------------|
| 3000 | SI-B8V522B2CUS |
| 3500 | SI-B8U522B2CUS |
| 4000 | SI-B8T522B2CUS |
| 5000 | SI-B8R522B2CUS |

2. Characteristics

a) Basic Information

| Item | Rating | Unit | Remark |
|---|-----------|------|--------|
| Rated Lifetime | >50,000 | hour | L70B50 |
| Ingress Protection (IP) | no rating | - | |
| Ambient / Operating Temperature (t_{amb}) | -30 ~ +50 | °C | |
| Storage Temperature | -30 ~ +80 | °C | |

b) Electro-Optical Characteristics

- LT-V562C

| Item | Nom. CCT (K) | Rating | | | If(mA) | Remark |
|-----------------------------|-----------------|--------|------|------|----------------|--|
| | | Min | Typ. | Max | | |
| Luminous Flux (Φ_v) | 3000 | 2480 | 2680 | - | lm | $I_f = 700\text{mA}$ $t_p = 50^\circ\text{C}$ |
| | 3500 | 2515 | 2720 | - | | |
| | 4000 | 2600 | 2810 | - | | |
| | 5000 | 2630 | 2845 | - | | |
| Luminous Efficacy | 3000 | 153 | 165 | - | lm/W | |
| | 3500 | 155 | 167 | - | | |
| | 4000 | 160 | 173 | - | | |
| | 5000 | 162 | 175 | - | | |
| CCT | 3000 | 2900 | 2987 | 3078 | K (Initial) | |
| | 3500 | 3285 | 3395 | 3511 | | |
| | 4000 | 3739 | 3878 | 4023 | | |
| | 5000 | 4748 | 4928 | 5119 | | |
| Color Rendering Index (Ra) | - | 80 | 83 | - | - | - |
| Operating Current (I_f) | - | - | 700 | 900 | mA | - |
| Operating Voltage (V_f) | - | 21.5 | 23.2 | 25.1 | Vdc | $I_f = 700\text{mA}$ $t_p = 50^\circ\text{C}$ |
| Power Consumption | - | 15.0 | 16.2 | 17.6 | W | |

Notes:

- t_p : temperature at which performance is specified; measured at "Tc point".
- Samsung maintains a measurement tolerance of : Luminous flux: $\pm 7\%$, CRI: ± 3.0 , Voltage: $\pm 0.3\text{ V}$, Power Consumption: $\pm 0.3\text{W}$
- Measurement tolerance of the color coordinates is ± 0.005

- LT-VB22C

| Item | Nom. CCT (K) | Rating | | | If(mA) | Remark |
|-----------------------------|-----------------|--------|------|------|----------------|---|
| | | Min | Typ. | Max | | |
| Luminous Flux (Φ_v) | 3000 | 4960 | 5360 | - | lm | $I_f = 700\text{mA}$ $\phi_p = 50^\circ\text{C}$ |
| | 3500 | 5030 | 5440 | - | | |
| | 4000 | 5200 | 5620 | - | | |
| | 5000 | 5265 | 5690 | - | | |
| Luminous Efficacy | 3000 | 153 | 165 | - | lm/W | |
| | 3500 | 155 | 167 | - | | |
| | 4000 | 160 | 173 | - | | |
| | 5000 | 162 | 175 | - | | |
| CCT | 3000 | 2900 | 2987 | 3078 | K (Initial) | - |
| | 3500 | 3285 | 3395 | 3511 | | |
| | 4000 | 3739 | 3878 | 4023 | | |
| | 5000 | 4748 | 4928 | 5119 | | |
| Color Rendering Index (Ra) | - | 80 | 83 | - | - | - |
| Operating Current (I_i) | - | - | 700 | 900 | mA | - |
| Operating Voltage (V_i) | - | 43.0 | 46.4 | 50.2 | Vdc | $I_f = 700\text{mA}$ $\phi_p = 50^\circ\text{C}$ |
| Power Consumption | - | 30.1 | 32.5 | 35.1 | W | |

Notes:

- 1) ϕ_p : temperature at which performance is specified; measured at "Tc point".
- 2) Samsung maintains a measurement tolerance of : Luminous flux: $\pm 7\%$, CRI: ± 3.0 , Voltage: $\pm 0.3\text{ V}$, Power Consumption: $\pm 0.3\text{W}$
- 3) Measurement tolerance of the color coordinates is ± 0.005

- LT-V562F

| Item | Nom. CCT | | Rating | | If(mA) | Remark |
|-----------------------------|----------|------|--------|------|----------------|--|
| | (K) | Min | Typ. | Max | | |
| Luminous Flux (Φ_v) | 3000 | 3840 | 4150 | - | lm | $I_f = 1120\text{mA}$ $\phi_p = 65^\circ\text{C}$ |
| | 3500 | 3890 | 4205 | - | | |
| | 4000 | 4020 | 4345 | - | | |
| | 5000 | 4070 | 4400 | - | | |
| Luminous Efficacy | 3000 | 147 | 159 | - | lm/W | |
| | 3500 | 149 | 161 | - | | |
| | 4000 | 154 | 167 | - | | |
| | 5000 | 156 | 169 | - | | |
| CCT | 3000 | 2904 | 2991 | 3080 | K (Initial) | - |
| | 3500 | 3270 | 3378 | 3490 | | |
| | 4000 | 3754 | 3892 | 4037 | | |
| | 5000 | 4742 | 4925 | 5114 | | |
| Color Rendering Index (Ra) | - | 80 | 83 | - | - | - |
| Operating Current (I_i) | - | - | 1120 | 1350 | mA | - |
| Operating Voltage (V_i) | - | 21.5 | 23.3 | 25.1 | Vdc | $I_f = 1120\text{mA}$ $\phi_p = 65^\circ\text{C}$ |
| Power Consumption | - | 24.1 | 26.1 | 28.1 | W | |

Notes:

- 1) ϕ_p : temperature at which performance is specified; measured at "Tc point".
- 2) Samsung maintains a measurement tolerance of : Luminous flux: $\pm 7\%$, CRI: ± 3.0 , Voltage: $\pm 0.3\text{ V}$, Power Consumption: $\pm 0.3\text{W}$
- 3) Measurement tolerance of the color coordinates is ± 0.005

- LT-V564F

| Item | Nom. CCT (K) | Rating | | | If(mA) | Remark |
|-----------------------------|-----------------|--------|------|------|----------------|--|
| | | Min | Typ. | Max | | |
| Luminous Flux (Φ_v) | 3000 | 7680 | 8300 | - | lm | $I_f = 1120\text{mA}$ $\phi_p = 65^\circ\text{C}$ |
| | 3500 | 7780 | 8410 | - | | |
| | 4000 | 8040 | 8690 | - | | |
| | 5000 | 8140 | 8800 | - | | |
| Luminous Efficacy | 3000 | 147 | 159 | - | lm/W | |
| | 3500 | 149 | 161 | - | | |
| | 4000 | 154 | 167 | - | | |
| | 5000 | 156 | 169 | - | | |
| CCT | 3000 | 2904 | 2991 | 3080 | K (Initial) | - |
| | 3500 | 3270 | 3378 | 3490 | | |
| | 4000 | 3754 | 3892 | 4037 | | |
| | 5000 | 4742 | 4925 | 5114 | | |
| Color Rendering Index (Ra) | - | 80 | 83 | - | - | - |
| Operating Current (I_i) | - | - | 1120 | 1350 | mA | - |
| Operating Voltage (V_i) | - | 43.0 | 46.5 | 50.3 | Vdc | $I_f = 1120\text{mA}$ $\phi_p = 65^\circ\text{C}$ |
| Power Consumption | - | 48.2 | 52.1 | 56.3 | W | |

Notes:

- 1) ϕ_p : temperature at which performance is specified; measured at "Tc point".
- 2) Samsung maintains a measurement tolerance of : Luminous flux: $\pm 7\%$, CRI: ± 3.0 , Voltage: $\pm 0.3\text{ V}$, Power Consumption: $\pm 0.3\text{W}$
- 3) Measurement tolerance of the color coordinates is ± 0.005

- LT-VB22F

| Item | Nom. CCT (K) | Rating | | | If(mA) | Remark |
|-----------------------------|-----------------|--------|------|------|----------------|--|
| | | Min | Typ. | Max | | |
| Luminous Flux (Φ_v) | 3000 | 7680 | 8300 | - | lm | $I_f = 1120\text{mA}$ $\phi_p = 65^\circ\text{C}$ |
| | 3500 | 7780 | 8410 | - | | |
| | 4000 | 8040 | 8690 | - | | |
| | 5000 | 8140 | 8800 | - | | |
| Luminous Efficacy | 3000 | 147 | 159 | - | lm/W | |
| | 3500 | 149 | 161 | - | | |
| | 4000 | 154 | 167 | - | | |
| | 5000 | 156 | 169 | - | | |
| CCT | 3000 | 2904 | 2991 | 3080 | K (Initial) | - |
| | 3500 | 3270 | 3378 | 3490 | | |
| | 4000 | 3754 | 3892 | 4037 | | |
| | 5000 | 4742 | 4925 | 5114 | | |
| Color Rendering Index (Ra) | - | 80 | 83 | - | - | - |
| Operating Current (I_i) | - | - | 1120 | 1350 | mA | - |
| Operating Voltage (V_i) | - | 43.0 | 46.5 | 50.3 | Vdc | $I_f = 1120\text{mA}$ $\phi_p = 65^\circ\text{C}$ |
| Power Consumption | - | 48.2 | 52.1 | 56.3 | W | |

Notes:

- 1) ϕ_p : temperature at which performance is specified; measured at "Tc point".
- 2) Samsung maintains a measurement tolerance of : Luminous flux: $\pm 7\%$, CRI: ± 3.0 , Voltage: $\pm 0.3\text{ V}$, Power Consumption: $\pm 0.3\text{W}$
- 3) Measurement tolerance of the color coordinates is ± 0.005

c) Temperature Characteristics – T.B.D

- LT-V562C, LT-VB22C

| Item | Nominal(t_p)* | Life** | Max(t_c)*** | Unit |
|-------------|-------------------|--------|-----------------|------|
| Temperature | 50 | 80 | 90 | °C |

- LT-V562F, LT-V562F, LT-VB22F

| Item | Nominal(t_p)* | Life** | Max(t_c)*** | Unit |
|-------------|-------------------|--------|-----------------|------|
| Temperature | 65 | 80 | 90 | °C |

Notes:

- * Temperature used to specify performance of the module (t_p).
 - ** Rated maximum performance temperature at which lifetime is specified.
 - *** Rated maximum temperature, highest permissible temperature to avoid safety risk (t_c).
- All temperatures are measured at the designated "Tc point" as indicated on the module. (See page 10)

d) Thermal Measurement

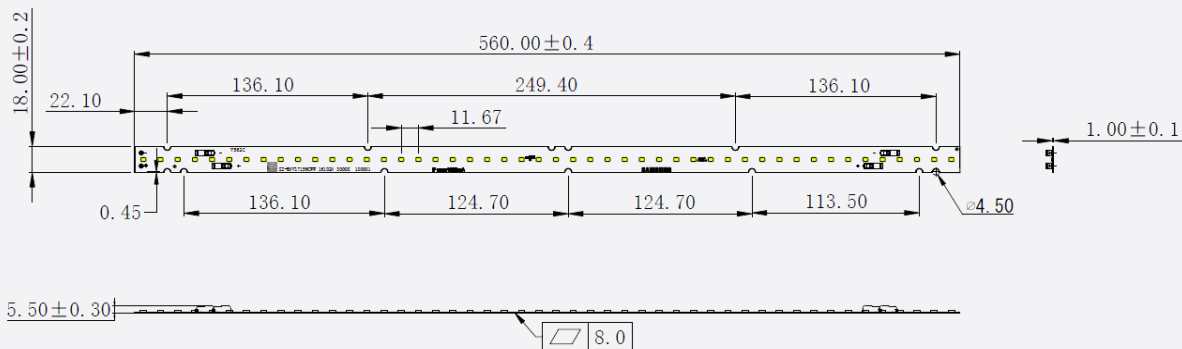
Performance temperatures are measured on "Tc point" as indicated on the module.



3. Structure and Assembly

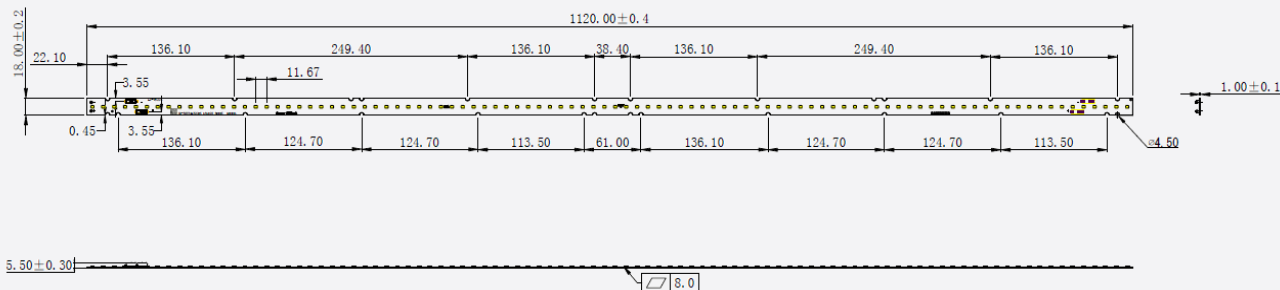
a) Appearance & Dimension

- LT-V562C



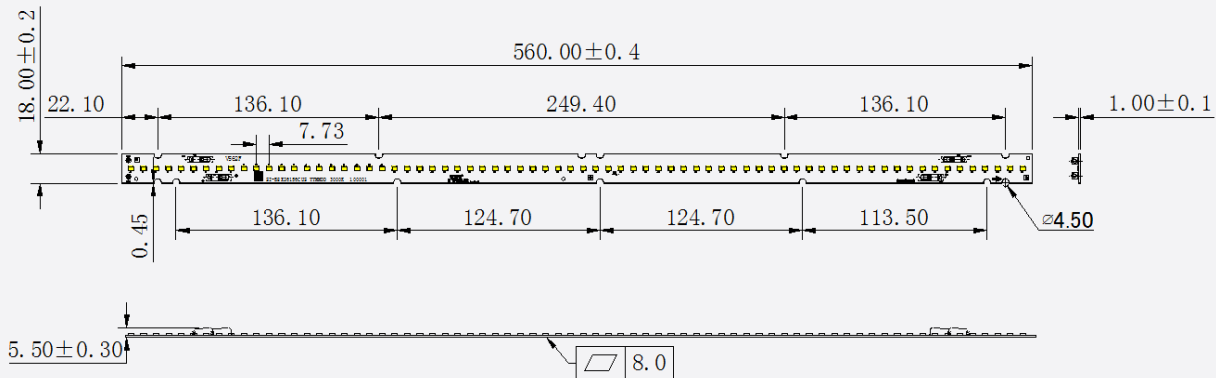
| Dimension | Specification | Tolerance | Unit |
|---------------|---------------|-----------|------|
| Module Length | 560 | ±0.4 | mm |
| Module Width | 18 | ±0.2 | mm |
| Module Height | 5.5 | ±0.3 | mm |
| PCB Thickness | 1.0 | ±0.1 | mm |
| Module Weight | 24.94 | ±1.5 | g |

- LT-VB22C



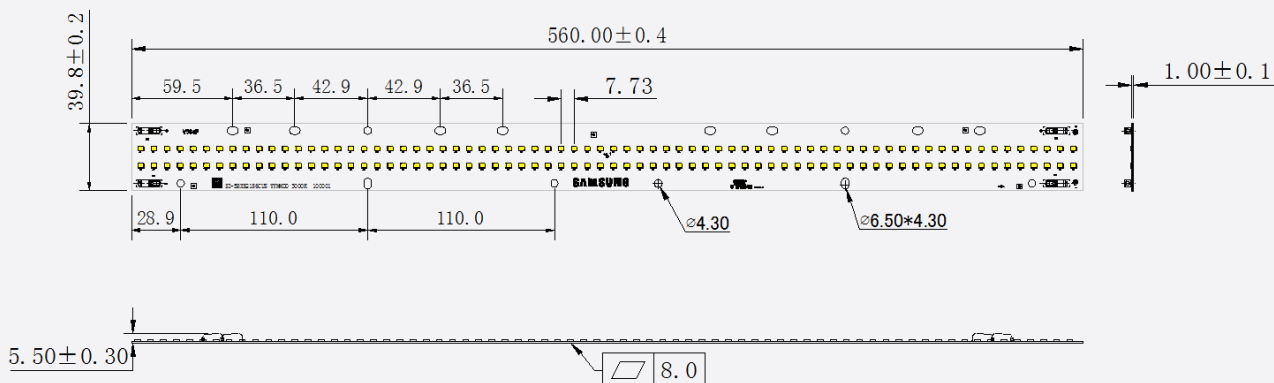
| Dimension | Specification | Tolerance | Unit |
|---------------|---------------|-----------|------|
| Module Length | 1120 | ±0.4 | mm |
| Module Width | 18 | ±0.2 | mm |
| Module Height | 5.5 | ±0.3 | mm |
| PCB Thickness | 1.0 | ±0.1 | mm |
| Module Weight | 49.1 | ±1.5 | g |

- LT-V562F



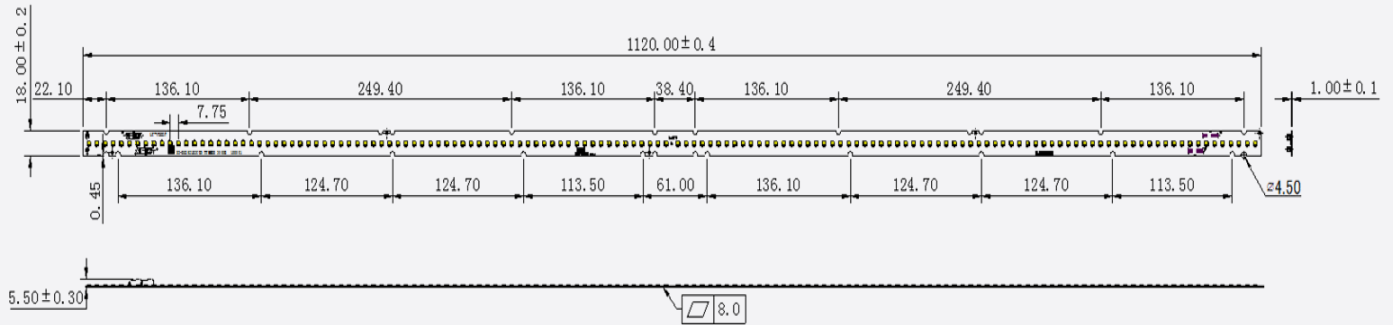
| Dimension | Specification | Tolerance | Unit |
|---------------|---------------|-----------|------|
| Module Length | 560 | ±0.4 | mm |
| Module Width | 18 | ±0.2 | mm |
| Module Height | 5.5 | ±0.3 | mm |
| PCB Thickness | 1.0 | ±0.1 | mm |
| Module Weight | 25.51 | ±1.5 | g |

- LT-V564F



| Dimension | Specification | Tolerance | Unit |
|---------------|---------------|-----------|------|
| Module Length | 560 | ±0.4 | mm |
| Module Width | 39.8 | ±0.2 | mm |
| Module Height | 5.5 | ±0.3 | mm |
| PCB Thickness | 1.0 | ±0.1 | mm |
| Module Weight | 56.60 | ±1.5 | g |

- LT-VB22F



| Dimension | Specification | Tolerance | Unit |
|---------------|---------------|-----------|------|
| Module Length | 1120 | ±0.4 | mm |
| Module Width | 18 | ±0.2 | mm |
| Module Height | 5.5 | ±0.3 | mm |
| PCB Thickness | 1.0 | ±0.1 | mm |
| Module Weight | 50.85 | ±1.5 | g |

b) Structure

| Item | Specification |
|------------|---|
| LED | LM281B+ Middle power LED |
| PCB | Material : copper, solder mask, epoxy |
| Connector | Reworkable poke-in connector type (Molex or Wago) |
| Wire | 18-22AWG ; terminal strip length of 7.5-8.5mm |
| Test point | Solder is not printed on Test Point (T/P). |

c) Schematic Circuit

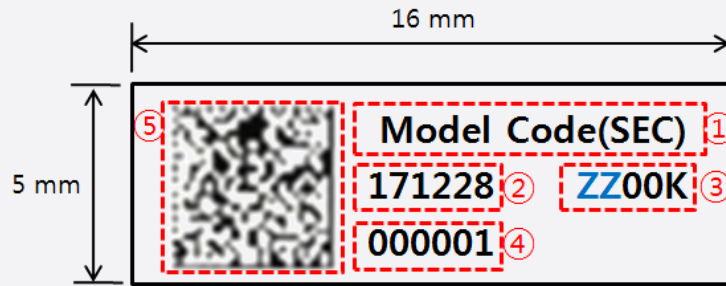
- LT-V562C : 8S x 6P
- LT-VB22C : 16S x 6P
- LT-V562F : 8S x 9P
- LT-V564F : 16S x 9P
- LT-VB22F : 16S x 9P

4. Certification and Declaration

| Item | Compliant to | Remark |
|----------------------|--------------|--------------------------------|
| Test & Certification | UL / cUL | E344519 |
| Declaration | RoHS | Hazardous Substance & Material |
| | REACH | Hazardous Substance & Material |

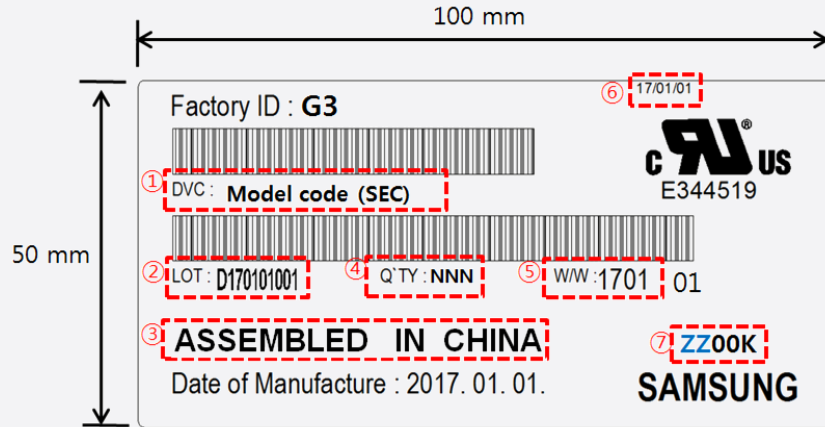
5. Label Structure

a) Module Label



| Number | Item | Remark |
|--------|---------------------|--|
| ① | Model code | Refer to page 3,4 |
| ② | Date of manufacture | - |
| ③ | Color temperature | ZZ = 30, 35, 40, 50 |
| ④ | Series number | - |
| ⑤ | QR code | V562C : SI-B8X17256CWW YYMMDD ZZ00K 100001 VB22C : SI-B8X342B2CUS YYMMDD ZZ00K 100001 V562F : SI-B8X26256CUS YYMMDD ZZ00K 100001 V564F : SI-B8X52256CUS YYMMDD ZZ00K 100001 VB22F : SI-B8X522B2CUS YYMMDD ZZ00K 100001 |

b) Box Label



| Number | Item | Remark |
|--------|--------------------------|---------------------|
| ① | Product code | Refer to page 3,4 |
| ② | LOT ID | |
| ③ | Place of origin | |
| ④ | Quantity | Refer to page 17 |
| ⑤ | Describe production week | |
| ⑥ | Date of Issue | |
| ⑦ | Color temperature | ZZ = 30, 35, 40, 50 |

6. Packing Structure

| Product | Packing | Quantity (modules) |
|----------|-----------|--------------------|
| LT-V562C | Tray | 40 ea |
| | Outer Box | 280 ea |
| | Pallet | 5600 ea |
| LT-VB22C | Tray | 20 ea |
| | Outer Box | 200 ea |
| | Pallet | 2400 ea |
| LT-V562F | Tray | 40 ea |
| | Outer Box | 280 ea |
| | Pallet | 5600 ea |
| LT-V564F | Tray | 30 ea |
| | Outer Box | 150 ea |
| | Pallet | 2400 ea |
| LT-VB22F | Tray | 20 ea |
| | Outer Box | 200 ea |
| | Pallet | 2400 ea |

7. Precautions in Handling & Use

A. The LED Lighting Modules for white light are devices which are materialized by combining white LEDs.

The color of white light can differ a little unusually to diffuser plate(sign-board panel).

Also when the LEDs are illuminating, operating current should be decided after considering the ambient maximum temperature.

B. Handling

To prevent the LED Lighting Modules from making any defectives, please handle the LED Lighting Modules with care as follows.

- (1) Don't drop the unit and don't give the unit any shocks.
- (2) Don't bend the PCB and don't touch the LED Resin.
- (3) Don't storage the Module in a dusty place or room.
- (4) Don't take the product apart.
- (5) Don't touch the LED and also PCB and other circuit parts of Module with your naked fingers or sharpness things.
- (6) Take care so that do not pull wire with hand in case of carries or moves LED Lighting Modules.

C. Cleaning

The LED Lighting Modules should not be used in any type of fluid such as water, oil, organic solvent, etc.

It is recommended that IPA (Isopropyl Alcohol) be used as a solvent for cleaning the LED Lighting Modules.

When using other solvents, it should be confirmed beforehand whether the solvents will dissolve the package and the resin or not. Freon solvents should not be used to clean the LEDs because of worldwide regulations. Do not clean the LED Lighting Modules by the ultrasonic.

Before cleaning, a pre-test should be done to confirm whether any damage to the LED Lighting Modules will occur.

D. Static Electricity

Static electricity or surge voltage damages the LED Lighting Modules. Please keep the working process anti-static electricity condition to prevent the Lighting from destroying, as following.

- (1) Anyone who handles the unit should be well grounded.(earth ring or anti-static glove)
- (2) Anyone who handles the unit should wear anti-electrostatic working clothes.
- (3) All kinds of device and instruments, such as working table, measuring instruments and assembly jigs in your production lines should be well grounded.

E. Storage

The LED Lighting Modules must be stored to insert a package of a moisture absorbent material(silica gel) in a box.

F. Others

If over voltage which exceeds the absolute maximum rating is applied to LED Lighting Modules.

It will cause damage Circuits(that LED is included) and result in destruction.

Do not directly look into lighted LED with naked eyes.

Please use this product within 5 months, which is kept in its original packaging unopened when stocked

Please be careful when taking a product out from packaging.

Appendix

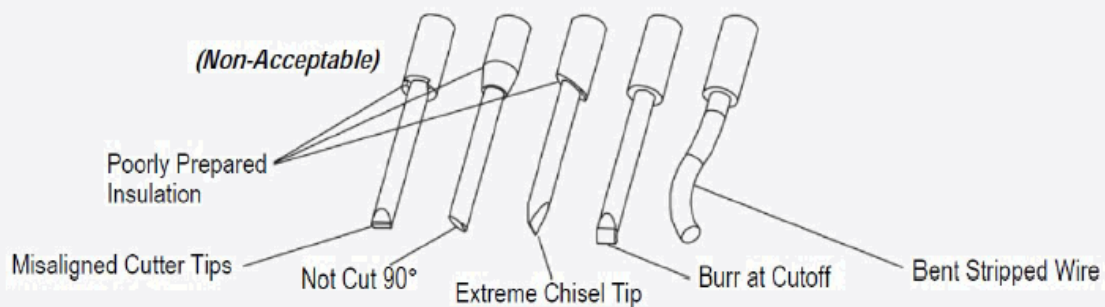
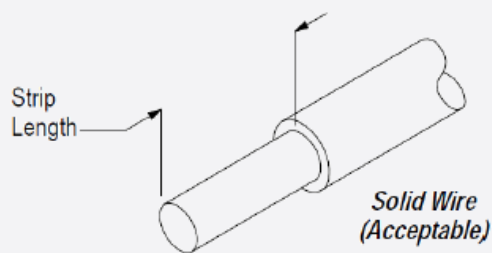

1. Applicable Solid Wire

a) Applicable solid wires only

| Wire Range AWG NO. | Number of Conductors / Diameter of a conductors (NO. / mm) | Insulation Diameter (mm) | Conductor Type |
|-----------------------|--|-----------------------------|----------------|
| 24 | 1 / 0.51 | 1.35 | Solid |
| 22 | 1 / 0.64 | 1.48 | |
| 20 | 1 / 0.81 | 1.65 | |
| 18 | 1 / 1.02 | 1.86 | |

※ outside insulation diameter $\Phi 2.1\text{mm}$ Max.

b) Wire strip length



Legal and additional information.

[About Samsung Electronics Co., Ltd.](#)

Samsung inspires the world and shapes the future with transformative ideas and technologies. The company is redefining the worlds of TVs, smartphones, wearable devices, tablets, digital appliances, network systems, and semiconductor and LED solutions. For the latest news, please visit the Samsung Newsroom at news.samsung.com

Copyright © 2018 Samsung Electronics Co., Ltd. All rights reserved.
Samsung Electronics reserves the right to modify, at its sole discretion, the design, packaging, specifications, and features shown herein without notice at any time.

Samsung Electronics Co., Ltd.
1, Samsung-ro, Giheung-gu,
Yongin-si, Gyeonggi-do, 17113
KOREA
www.samsung.com/led/

Looking for pricing, stock, or lifecycle information?

Click below to explore more details on WIN SOURCE:

- ⊖ [View SI-B8T17256CWW on WIN SOURCE](#)
- ⊖ [Samsung Information](#)

Optimize Your Supply Chain with WIN SOURCE Solutions

- ✓ Global Sourcing Solution
- ✓ Obsolete Management
- ✓ Cost Control Management
- ✓ Shortage Management
- ✓ Alternative Solution
- ✓ Excess Inventory Management