



**THE DATASHEET OF
SFSD032GL2BM1TO-E-LF-2A1-STD**



swissbit®

Product Fact Sheet

Industrial
SDHC / SDXC Memory Card

S-45 Series
UHS-I Interface



S-45 SERIES

INDUSTRIAL SDHC / SDXC MEMORY CARD-4/8/16/32/64/128GBYTE

Main Features

- Fully compliant with SD Memory Card specification 3.0
 - SDHC / SDXC high speed mode, non UHS
 - Speed class 10 and U1 according SD3.0 specification
 - SD2.0 backward compliant
 - FAT32 / exFAT preformatted
- High performance 3.0 specification
 - SD burst up to 104MB/s
 - SD Normal speed 0...25MHz clock rate
 - SD High speed 25...50MHz clock rate
 - SD UHS-I speed 0...50MHz (DDR) and 0...208MHz (SDR)
 - Up to 42MByte/sec sequential data rate
 - durabit firmware optimized for random write performance, up to 640 write IOPs (4kB)
- Power Supply: (Low-power CMOS technology)
 - 2.7...3.6V normal operating voltage
- Standard SD Memory card form factor
 - 32.0mm x 24.0mm x 2.1mm and Write Protect slider
- Optimized FW algorithms especially for high read access and long data retention applications
 - Patented power-off reliability technology
 - Wear Leveling technology
Equal wear leveling of static and dynamic data. The wear leveling assures that dynamic data as well as static data is balanced evenly across the memory. With that the maximum write endurance of the device is guaranteed
 - Write Endurance technology
Due to intelligent wear leveling an even use of the entire flash is guaranteed, regardless how much "static" (OS) data is stored.
 - Read Disturb Management
The read commands are monitored and the content is refreshed when critical levels have occurred
 - Data Care Management
The interruptible background process maintain the user data for Read Disturb effects or Retention degradation due to high temperature effects
 - Near miss ECC technology
Minimize the risk of uncorrectable bit failure over the product life time. Each read command analyzes the ECC margin level and refresh data if necessary
 - Diagnostic features with Life Time Monitoring tool support
- High reliability
 - Designed for industrial market especially read intensive application like navigation, infotainment, POS/POI, Medical and general boot medium use case:
 - The product is optimized for long life cycle that requires a good data retention because of high temperature mission profile.
 - Intensive write application should use the S-450 Series SLC cards
 - Number of card insertions/removals up to 20,000
 - Extended and Industrial Temperature range -25° up to 85°C and -40° up to 85°C, respectively
 - SIP (System In Package) process for extreme dust, water and ESD proof
- Controlled BOM & PCN process
- Customized options like CID registers, CPRM keys, firmware incl. settings and marking by projects



Order Information for S-45 Series UHS-I SD Memory Cards

Capacity	Part Number	Temp. Range	Flash Technology
4GB	SFSD4096LgBM1TO-t-xx-2f1-STD	t=E -25°C to 85°C t=l -40°C to 85°C	MLC NAND Flash
8GB	SFSD8192LgBM1TO-t-xx-2f1-STD		
16GB	SFSD016GLgBM1TO-t-xx-2f1-STD		
32GB	SFSD032GLgBM1TO-t-xx-2f1-STD		
64GB	SFSD064GLgBM1TO-t-xx-2f1-STD		
128GB	SFSD128GLgBM1TO-t-xx-2f1-STD		

g = 2, 3 generation; xx flash configuration, depending on generation, f = A, B, ...firmware

System Performance

System Performance (estimated target)	typ	max	Unit
Burst Data transfer Rate (max SD clock 208MHz)		104	MB/s
Sequential / Random Read	32-42 / 2.6-3.2	45 / 3.8	
Sequential / Random Write	12-13 / 2.6	19 / 3.5	

Current Consumption @3.3V	typ	max	Unit
Write	60	80	mA
Read	50	80	
Idle	5	12	

Physical Dimensions

Physical Dimensions	Value	Unit
Length	32.00±0.10	mm
Width	24.00±0.10	
Thickness	2.10±0.15	
Weight (typ.)	2	g

Recommended Temperature Conditions

Parameter	min	typ	max	Unit
Extended Operating Temperature	-25	25	85*)	°C
Industrial Operating Temperature	-40	25	85*)	°C
Storage Temperature	-40	25	100*)	°C

*) high temperature storage without operation reduces the data retention, in operation the data will be refreshed, if data error issues were detected

Humidity and EMC

Parameter	Operating	Non Operating
Humidity (non-condensing)	max 95%	
ESD	Non Contact Pads area: ±15 kV (air discharge), according to IEC61000-4-2	Contact Pads: ±6 kV, according to IEC61000-4-2 Non Contact Pads area: ±8kV (indirect) contact discharge, according to IEC61000-4-2

Durability

Parameter	Operating	Non Operating
Salt water spray	3% NaCl/35°C; 24h acc. MIL STD Method 1009	
Solar Exposure / Impermeability	1000W/m2 @ 400°C / IP67	
Insertions / Drop test	20,000/ 1.5m free fall	
Bending / Torque / Bump	10N / 0.15Nm or ±2.5deg / 25g; 6ms; ±3 x 4000 shocks	
Shock / Vibration (peak-to-peak)	1000 g max. / 15G max.	
Data Retention initial @ 40°C	10 years	



For more information on SD Memory card Specification, please visit SD association (www.sdcard.org)

Why Swissbit?






Swissbit strives to create innovative technologies for future market opportunities utilizing a highly skilled in-house product research and development team. Swissbit maintains a marketing edge by continuing to manufacture world-class high quality memory products and providing customers with both high value and low cost of ownership achieved through efficient processes and procedures.

Looking for pricing, stock, or lifecycle information?

Click below to explore more details on WIN SOURCE:

-  [View SFSD032GL2BM1TO-E-LF-2A1-STD on WIN SOURCE](#)
-  [Swissbit NA Inc. Information](#)

Optimize Your Supply Chain with WIN SOURCE Solutions

-  Global Sourcing Solution
-  Obsolete Management
-  Cost Control Management
-  Shortage Management
-  Alternative Solution
-  Excess Inventory Management