



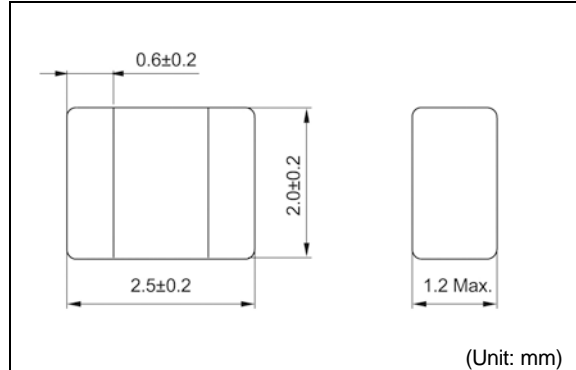

**THE DATASHEET OF
1239AS-H-100M=P2**



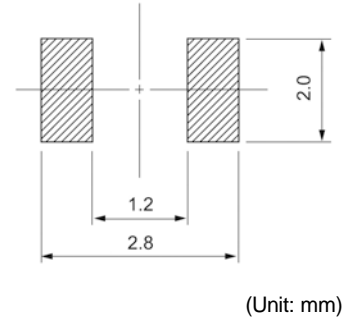
DFE252012C



Inductance Range: 0.47~10μH



Recommended patterns 推荐焊盘尺寸



FEATURES 特点

- Miniature size: 2520 footprint (2.5mm×2.0mm) and low profile(1.2mm Max. height)
- The use of magnetic iron powder ensure capability for large current.
- The use of Flat wire for Low DC resistance.
- Magnetically shielded, low audible core noise.
- Reflow solderable.
- Operating temperature : -40~+85°C
- 小型薄型构造(2.5 x 2.0 mm、高度1.2mm Max.)
- 使用合金系磁性粉，保证了大电流
- 采用平角线、低直流电阻
- 闭磁路构造、低芯片噪音
- 适合回流焊接
- 使用温度范围：-40~+85°C

STANDARD PART NUMBERS 标准零件号码

TYPE DFE252012C (Quantity/reel; 3,000 PCS)

| 零件号码 | 电感值 ⁽¹⁾ | 公差 | 测试频率 | 最大直流电阻 ⁽²⁾ | 最大电感值减小电流 ⁽³⁾ | 最大温度上升电流 ⁽³⁾ |
|------------------|------------------------------------|---------------|----------------------|---|---|---|
| Part Number | Inductance ⁽¹⁾ L(μH) | Tolerance (%) | Test Frequency (MHz) | DC Resistance ⁽²⁾ (mΩ) Max. (Typ.) | Inductance Decrease Current ⁽³⁾ (A) Max. (Typ.) ΔL/L=30% | Temperature Rise Current ⁽³⁾ ΔT=40°C (A) Max. (Typ.) |
| 1239AS-H-R47M=P2 | 0.47 | ±20 | 1 | 39 (29) | 3.8 (4.7) | 3.7 (4.4) |
| 1239AS-H-1R0M=P2 | 1.0 | ±20 | 1 | 59 (45) | 3.0 (3.8) | 3.0 (3.5) |
| 1239AS-H-1R5M=P2 | 1.5 | ±20 | 1 | 72 (60) | 2.6 (3.3) | 2.4 (2.8) |
| 1239AS-H-2R2M=P2 | 2.2 | ±20 | 1 | 108 (90) | 2.2 (2.7) | 2.0 (2.3) |
| 1239AS-H-3R3M=P2 | 3.3 | ±20 | 1 | 144 (120) | 1.8 (2.3) | 1.5 (1.7) |
| 1239AS-H-4R7M=P2 | 4.7 | ±20 | 1 | 240 (200) | 1.5 (1.9) | 1.3 (1.5) |
| 1239AS-H-6R0M=P2 | 6.0 | ±20 | 1 | 275 (240) | 1.4 (1.7) | 1.1 (1.3) |
| 1239AS-H-6R8M=P2 | 6.8 | ±20 | 1 | 375 (310) | 1.3 (1.6) | 1.0 (1.2) |
| 1239AS-H-100M=P2 | 10 | ±20 | 1 | 460 (400) | 1.0 (1.3) | 0.85 (1.0) |

(1) Inductance is measured with a LCR meter 4284A (Agilent Technologies) or equivalent. Test frequency at 1MHz
 (2) DC resistance is measured with 34420A (Agilent Technologies) or 3541 (HIOKI). (Reference ambient temperature 20°C)
 (3) Maximum allowable DC current is that which causes a 30% inductance reduction from the initial value, coil temperature to rise by 40°C whichever is smaller. (Reference ambient temperature 20°C)

(1) LCR仪表4284A (Agilent Technologies)或者功能相同的仪器在1MHz下测试电感值。
 (2) 通过数码万用表34420A (Agilent Technologies)/ 3541 (HIOKI)或者相类似的工具测试直流电阻。(环境温度20°C)
 (3) 允许最大直流电的范围是以下两者中比较小的一个：从开始值降低30%的电感值，或者线圈温度升高40°C。(参考周围环境温度20°C)。

Looking for pricing, stock, or lifecycle information?

Click below to explore more details on WIN SOURCE:

- ⊖ [View 1239AS-H-100M=P2 on WIN SOURCE](#)
- ⊖ [Murata Electronics North America Information](#)

Optimize Your Supply Chain with WIN SOURCE Solutions

- ✓ Global Sourcing Solution
- ✓ Obsolete Management
- ✓ Cost Control Management
- ✓ Shortage Management
- ✓ Alternative Solution
- ✓ Excess Inventory Management