



**THE DATASHEET OF
SE-703-03-02**

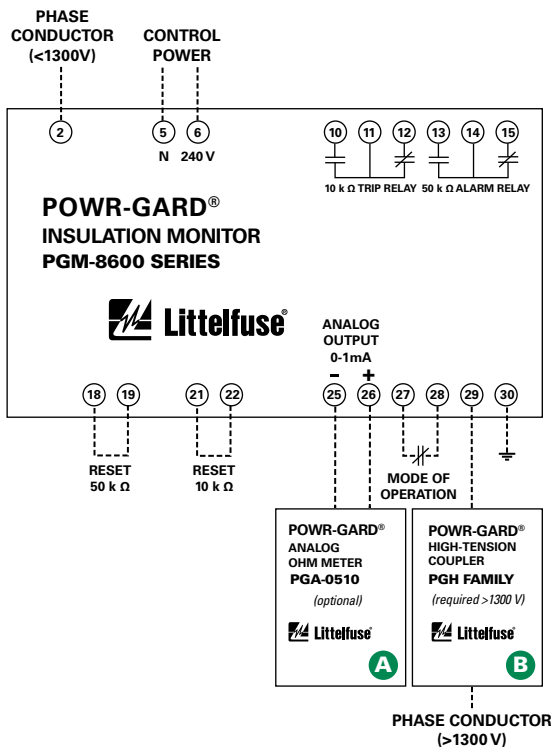


PGM-8600 SERIES (GFR4001-IM)

Insulation Monitor



Wiring Diagram



Ordering Information

CATALOG/ SYSTEM NUMBER	CONTROL POWER	
PGM-8600	240 Vac	
ACCESSORIES	REQUIREMENT	PAGE
PGH Family	Required >1300 V	42
PGA-0510	Optional	41

Note: For optional conformal coating please consult factory.


Description


The PGM-8600 relay monitors the insulation resistance to ground for failures. It provides two warnings, one alarm, and an analog output for predictive maintenance. The relay can operate on 1 or 3-phase grounded, resistance grounded or ungrounded systems up to 6 kV. When the power system is de-energized, the relay monitors the insulation for damage, allowing for predictive maintenance and troubleshooting for developing ground faults. When the power system is energized in ungrounded systems, the relay continues to monitor the insulation. In grounded systems, the relay switches off to prevent nuisance tripping. The mode of operation terminals (27-28) are connected to the circuit breaker or contactor auxiliary contacts to toggle the relay off when the contactor or breaker is closed.

Features & Benefits

FEATURES	BENEFITS
Analog Output (0–1 mA)	Provides means for connecting an optional PGA-0510 meter to display insulation resistance.
Output Contacts (50 kΩ)	Form C output contact for alarming purposes
Output Contacts (10 kΩ)	Form C output contact for tripping purposes

Accessories

A  **PGA-0510 Analog Ohm Meter**
Optional PGA-0510 Analog meter allows for remote metering of insulation resistance.

B  **PGH Family High Tension Couplers**
Required (for systems >1,300 V) PGH Family high-tension coupler must be connected between the phase conductor and the PGM-8600 insulation monitor.

Specifications

IEEE Device Numbers	Lockout Relay (86)
Input Voltage	240 Vac, 50–60 Hz
Dimensions	H 99.7 mm (3.9"); W 75 mm (3"); D 110 mm (4.3")
Resistance Ratings	Insulation warnings (30 kΩ and 50 kΩ) Insulation alarm (10 kΩ)
Contact Operating Mode	Non-fail-safe
Test Button	Standard feature
Reset Button	Standard feature
Output Contacts	Two Form C
Communications	Analog output
Conformally Coated	Optional
Warranty	5 years
Mounting	DIN, Surface

Looking for pricing, stock, or lifecycle information?

Click below to explore more details on WIN SOURCE:

 [View SE-703-03-02 on WIN SOURCE](#)

 [Littelfuse Inc. Information](#)

Optimize Your Supply Chain with WIN SOURCE Solutions

-  Global Sourcing Solution
-  Obsolete Management
-  Cost Control Management
-  Shortage Management
-  Alternative Solution
-  Excess Inventory Management