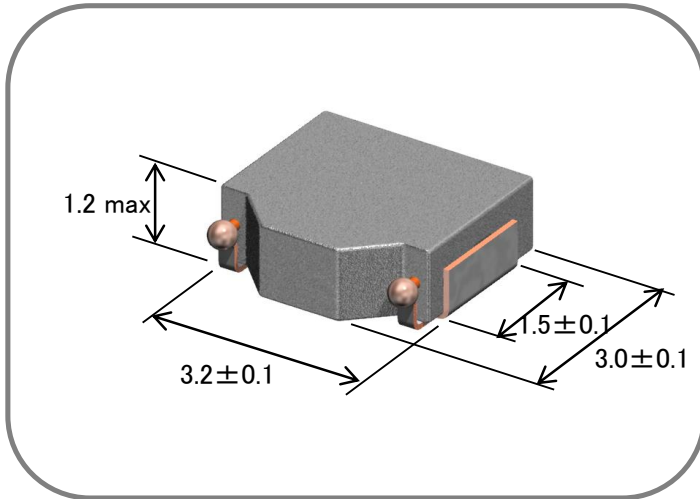




**THE DATASHEET OF
SPM3012T-1R0M-CA02**



Component Image & Dimension



Features

- a) Small Footprint and Low Profile Design :
Footprint : 3.2 x 3.0 mm Typ.
Height : 1.2mm Max.
- b) High Power Handling Capability :
Small Copper Loss
Using Large Saturation Induction of Fe- based metals
- c) Wide Range Operating Temperature due to
High Curie Temperature of metal core
- d) Automatic Mounting in Tape&Reel Package.

Applications

Note Book & Mobile Computer, VRM,

Electrical Specification (Provisional value)

TDK Identification	Inductance		Test Freq. (kHz)	DC Resistance		Rated DC Current		
	at 0A (uH)	Tol. (%)		Spec. (m-Ohm)	Typ. (m-Ohm)	Idc 1 (A) max.	Idc 1 (A) typ.	Idc 2 (A) typ.
SPM3012T- 1R0M-CA	1.0	+/-20%	100	65 max	57	3.4	5.4	2.8
SPM3012T- 1R5M-CA	1.5	+/-20%	100	90 max	77	2.8	4.7	2.5
SPM3012T- 2R2M-CA	2.2	+/-20%	100	115 max	100	2.5	3.4	2.2
SPM3012T- 3R3M-CA	3.3	+/-20%	100	210 max	183	1.8	2.8	1.5
SPM3012T- 4R7M-CA	4.7	+/-20%	100	270 max	232	1.5	2.6	1.3

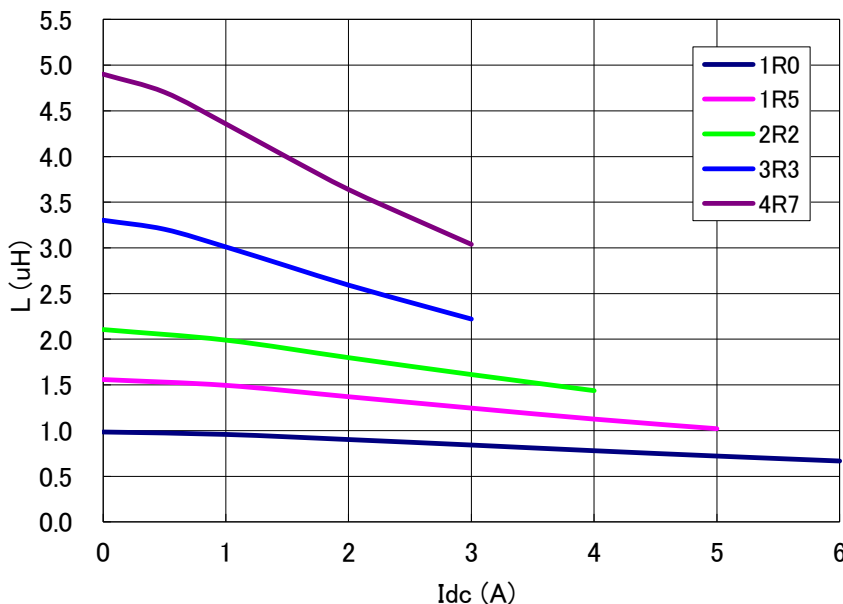
Note. Idc 1 : Based on the inductance change. (-30% Reduction from Nominal L Value)

Idc 2 : Based on the self temperature rise. (+40 deg typ.)

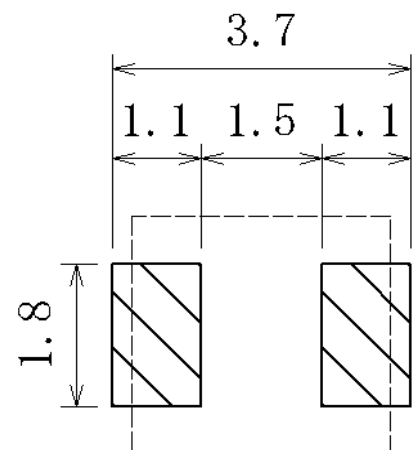
Operating Temperature Range: -40 °C ~ +125 °C (including self temperature rise)

Caution: Please contact our sales person when you consider organic solvent or aqueous cleaning.

Inductance vs. DC Superposition



Recommended pad layout



Looking for pricing, stock, or lifecycle information?

Click below to explore more details on WIN SOURCE:

- ⊖ [View SPM3012T-1R0M-CA02 on WIN SOURCE](#)
- ⊖ [TDK Corporation Information](#)

Optimize Your Supply Chain with WIN SOURCE Solutions

- ✓ Global Sourcing Solution
- ✓ Obsolete Management
- ✓ Cost Control Management
- ✓ Shortage Management
- ✓ Alternative Solution
- ✓ Excess Inventory Management