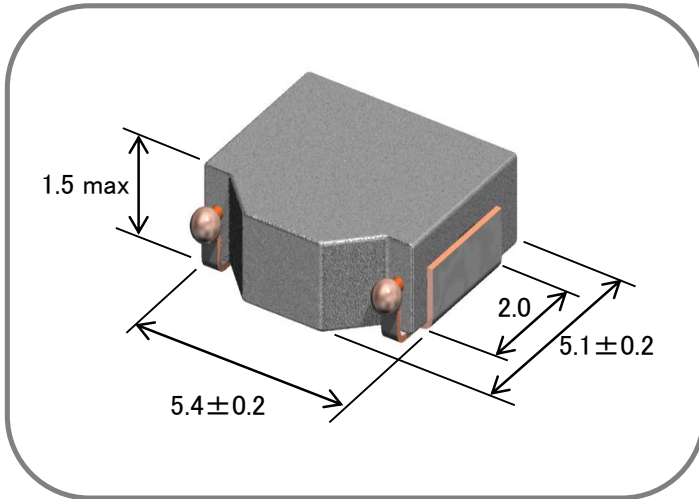




**THE DATASHEET OF
SPM5015T-4R7M-CA02**



Component Image & Dimension



Features

- a) Small Footprint and Low Profile Design :
Footprint : 5.4 x 5.1 mm Typ.
Height : 1.5mm Max.
- b) High Power Handling Capability :
Small Copper Loss
Using Large Saturation Induction of Fe- based metals
- c) Flat inductance performance over temperature based on the high curie temperature of the iron powder core material.
- d) Automatic Mounting in Tape&Reel Package.

Applications

Note Book & Mobile Computer, VRM, Cellular Phone, HDD, Car accessories etc.

Electrical Specification

TDK Identification	Inductance		Test Freq. (kHz)	DC Resistance		Rated DC Current		
	at 0A (uH)	Tol. (%)		Spec. (m-Ohm)	Typ. (m-Ohm)	Idc 1 (A) max.	Idc 1 (A) typ.	Idc 2 (A) typ.
SPM5015T- R47M-CA	0.47	+/-20%	100	17.9 max	16.3	13.8	18.4	7.0
SPM5015T- 1R0M-CA	1.0	+/-20%	100	33.1 max	30.1	7.8	10.4	5.3
SPM5015T- 1R5M-CA	1.5	+/-20%	100	43.7 max	39.7	5.2	6.9	4.7
SPM5015T- 2R2M-CA	2.2	+/-20%	100	49.5 max	45.0	3.9	5.2	4.3
SPM5015T- 3R3M-CA	3.3	+/-20%	100	89.1 max	81.0	4.2	5.6	3.3
SPM5015T- 4R7M-CA	4.7	+/-20%	100	102.8 max	93.5	2.9	3.9	3.1

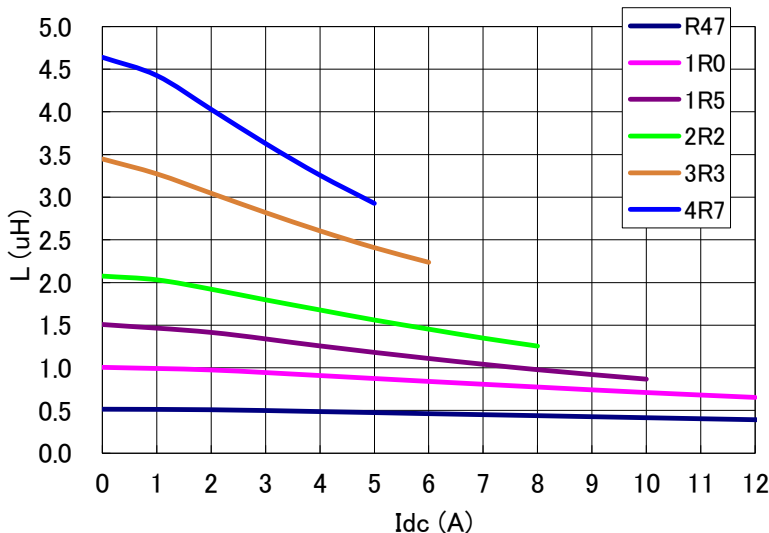
Note. Idc 1 : Based on the inductance change. (-30% Reduction from Nominal L Value)

Idc 2 : Based on the self temperature rise. (+40 deg typ.)

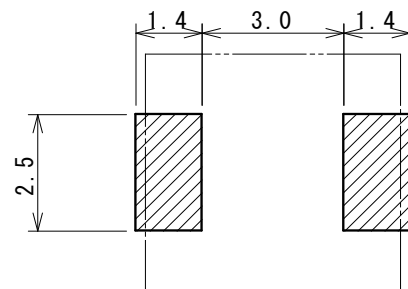
Operating Temperature Range: -40 °C ~ +125 °C (including self temperature rise)

Caution: Please contact our sales person when you consider organic solvent or aqueous cleaning.

Inductance vs. DC Superposition



Recommended pad layout



Looking for pricing, stock, or lifecycle information?

Click below to explore more details on WIN SOURCE:

- ⊖ [View SPM5015T-4R7M-CA02 on WIN SOURCE](#)
- ⊖ [TDK Corporation](#) Information

Optimize Your Supply Chain with WIN SOURCE Solutions

- ✓ Global Sourcing Solution
- ✓ Obsolete Management
- ✓ Cost Control Management
- ✓ Shortage Management
- ✓ Alternative Solution
- ✓ Excess Inventory Management