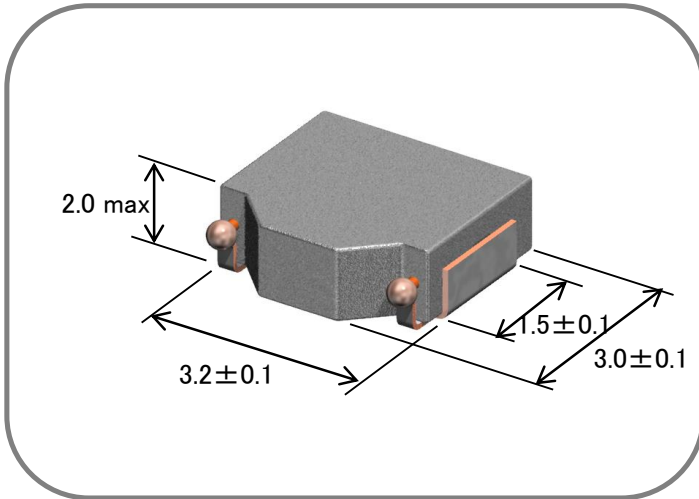




**THE DATASHEET OF
SPM3020T-1R0M-CA02**



Component Image & Dimension



Features

- a) Small Footprint and Low Profile Design :
Footprint : 3.2 x 3.0 mm Typ.
Height : 2.0mm Max.
- b) High Power Handling Capability :
Small Copper Loss
Using Large Saturation Induction of Fe- based metals
- c) Flat inductance performance over temperature based on the high curie temperature of the iron powder core material.
- d) Automatic Mounting in Tape&Reel Package.

Applications

Note Book & Mobile Computer, VRM, Cellular Phone, HDD, Car accesories etc.

Electrical Specification (Provisional value)

TDK Identification	Inductance		Test Freq. (kHz)	DC Resistance		Rated DC Current		
	at 0A (uH)	Tol. (%)		Spec. (m-Ohm)	Typ. (m-Ohm)	Idc 1 (A) max.	Idc 1 (A) typ.	Idc 2 (A) typ.
SPM3020T- R47M	0.47	+/-20%	100	28.9max	26.3	6.7	9.0	4.8
SPM3020T- 1R0M	1.0	+/-20%	100	42.2max	38.4	4.7	6.3	3.8
SPM3020T- 1R5M	1.5	+/-20%	100	64.8max	58.9	3.3	4.4	3.4
SPM3020T- 2R2M	2.2	+/-20%	100	90.0max	81.9	3.9	3.0	2.8
SPM3020T- 3R3M	3.3	+/-20%	100	127.2max	115.6	2.6	3.5	2.2
SPM3020T- 4R7M	4.7	+/-20%	100	173.0max	157.3	2.2	2.9	1.9

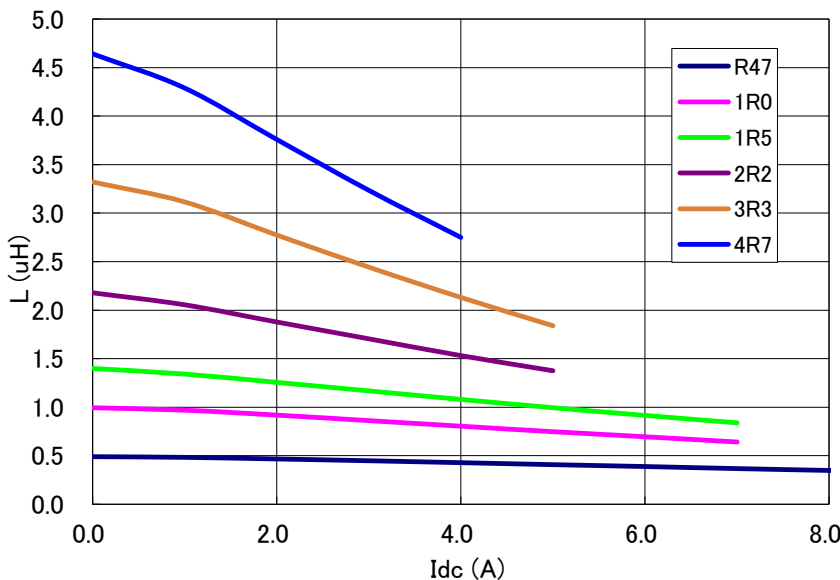
Note. Idc 1 : Based on the inductance change.(-30% Reduction from Nominal L Value)

Idc 2 : Based on the self temperature rise. (+40 deg typ.)

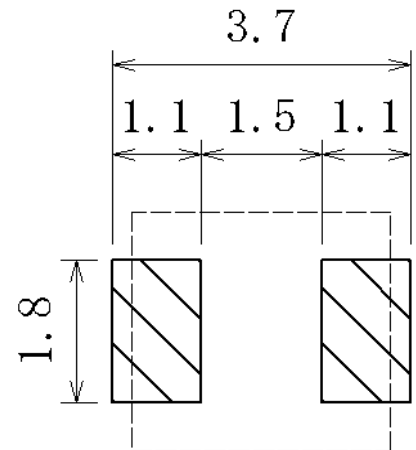
Operating Temperature Range: -40 °C~+125 °C (including self temperature rise)

Caution: Please contact our sales person when you consider organic solvent or aqueous cleaning.

Inductance vs.DC Superposition



Recommended pad layout



Looking for pricing, stock, or lifecycle information?

Click below to explore more details on WIN SOURCE:

- ⊖ [View SPM3020T-1R0M-CA02 on WIN SOURCE](#)
- ⊖ [TDK Corporation](#) Information

Optimize Your Supply Chain with WIN SOURCE Solutions

- ✓ Global Sourcing Solution
- ✓ Obsolete Management
- ✓ Cost Control Management
- ✓ Shortage Management
- ✓ Alternative Solution
- ✓ Excess Inventory Management