



**THE DATASHEET OF
SL1720-331K1R5-PF**



Radial Lead Inductors(Coils) For Power Line

Conformity to RoHS Directive

SL Series SL1720

FEATURES

- This is a low Rdc, best for the power supply line.
- There is a series of many types from low inductance to high inductance in large current.
- It is a product conforming to RoHS directive.

APPLICATIONS

Televisions, CRT displays, printers, and various types of electronic products.

SPECIFICATIONS

Operating temperature range	-40 to +85°C [Including self-temperature rise]
Storage temperature range	-40 to +85°C [Unit of products]
Terminal strength	9.8N min.
Flow soldering condition	260°C /10 seconds

PRODUCT IDENTIFICATION

SL	1720	-	151	K	2R1	-	PF
(1)	(2)	(3)	(4)	(5)	(6)		

(1)Series name

(2)Dimensions

Type	Dimension	Lead pitch
1720	ø16.9×20.5mm	10mm

(3)Inductance value

151	150μH
102	1000μH

(4)Inductance tolerance

K	±10%
---	------

(5)Rated current

2R1	2.1A
R60	0.6A

(6)Lead-free compatible product

PF	Lead-free compatible product
----	------------------------------

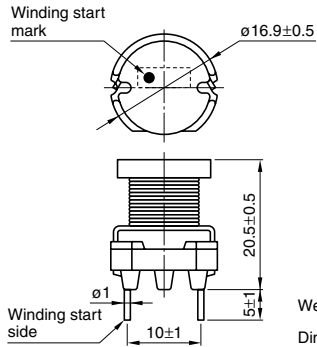
PACKAGING STYLE AND QUANTITIES

Packaging style	Quantity
Bulk	100 pieces/tray

• Conformity to RoHS Directive: This means that, in conformity with EU Directive 2002/95/EC, lead, cadmium, mercury, hexavalent chromium, and specific bromine-based flame retardants, PBB and PBDE, have not been used, except for exempted applications.

• All specifications are subject to change without notice.

SHAPES AND DIMENSIONS



Weight: 13g typ.
Dimensions in mm



ELECTRICAL CHARACTERISTICS

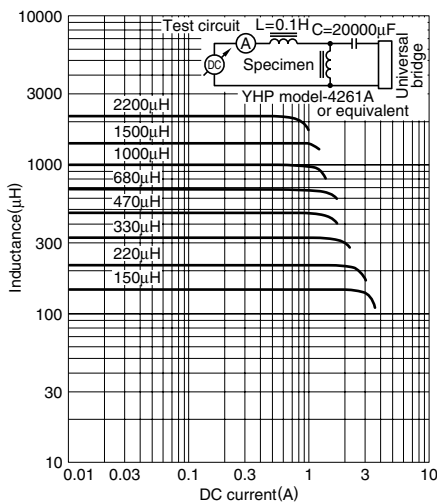
Inductance (μH)	Inductance tolerance	DC resistance (Ω)max.	Rated current(A)*max.		Part No.
			Based on inductance change	Based on temperature rise	
150	$\pm 10\%$	0.1	3	2.1	SL1720-151K2R1-PF
220	$\pm 10\%$	0.13	2.6	1.8	SL1720-221K1R8-PF
330	$\pm 10\%$	0.18	2	1.5	SL1720-331K1R5-PF
470	$\pm 10\%$	0.27	1.7	1.3	SL1720-471K1R3-PF
680	$\pm 10\%$	0.38	1.4	1	SL1720-681K1R0-PF
1000	$\pm 10\%$	0.54	1.1	0.9	SL1720-102KR90-PF
1500	$\pm 10\%$	0.86	0.98	0.72	SL1720-152KR72-PF
2200	$\pm 10\%$	1.22	0.81	0.6	SL1720-222KR60-PF

* Rated current: Value obtained when current flows and self-temperature has risen to 25°C.

- Test equipment Inductance: LCR METER YHP4261A, or equivalent
Rdc: MILLIOHM METER VP-2941A MATSUSHITA, or equivalent

TYPICAL ELECTRICAL CHARACTERISTICS



INDUCTANCE CHANGE vs. DC SUPERPOSITION CHARACTERISTICS







• All specifications are subject to change without notice.

Looking for pricing, stock, or lifecycle information?

Click below to explore more details on WIN SOURCE:

-  [View SL1720-331K1R5-PF on WIN SOURCE](#)
-  [TDK Corporation Information](#)

Optimize Your Supply Chain with WIN SOURCE Solutions

-  Global Sourcing Solution
-  Obsolete Management
-  Cost Control Management
-  Shortage Management
-  Alternative Solution
-  Excess Inventory Management