



**THE DATASHEET OF
SL1215-102KR51-PF**



Radial Lead Inductors(Coils) For Power Line

Conformity to RoHS Directive

SL Series SL1215

FEATURES

- This is a low Rdc, best for the power supply line.
- There is a series of many types from low inductance to high inductance in large current.
- It is a product conforming to RoHS directive.

APPLICATIONS

Televisions, CRT displays, printers, and various types of electronic products.

SPECIFICATIONS

Operating temperature range	-40 to +85°C [Including self-temperature rise]
Storage temperature range	-40 to +85°C [Unit of products]
Terminal strength	9.8N min.*
Flow soldering condition	260°C /10 seconds

* Only for lead type specification. Wire type's specification depends on the vibration test.

PRODUCT IDENTIFICATION

SL	1215	-	100	K	3R6	-	PF
(1)	(2)	(3)	(4)	(5)	(6)		

(1)Series name

(2)Dimensions

Type	Dimension	Lead pitch
1215	ø12× 14.5mm	11mm (10 to 100μH for wire type) 7.5mm (150 to 5600μH for lead type)

(3)Inductance value

100	10μH
102	1000μH

(4)Inductance tolerance

K	±10%
---	------

(5)Rated current

3R6	3.6A
R20	0.2A

(6)Lead-free compatible product

PF	Lead-free compatible product
----	------------------------------

PACKAGING STYLE AND QUANTITIES

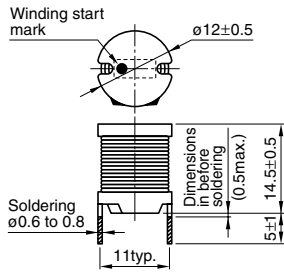
Packaging style	Quantity
Bulk	100 pieces/tray

• Conformity to RoHS Directive: This means that, in conformity with EU Directive 2002/95/EC, lead, cadmium, mercury, hexavalent chromium, and specific bromine-based flame retardants, PBB and PBDE, have not been used, except for exempted applications.

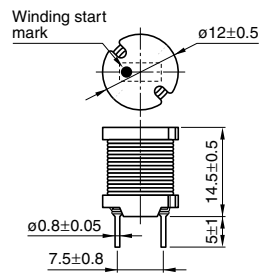
• All specifications are subject to change without notice.

SHAPES AND DIMENSIONS

WIRE TYPE (10 to 100 μ H)



LEAD TYPE (150 to 5600 μ H)



Weight: 7g typ.

Dimensions in mm

ELECTRICAL CHARACTERISTICS

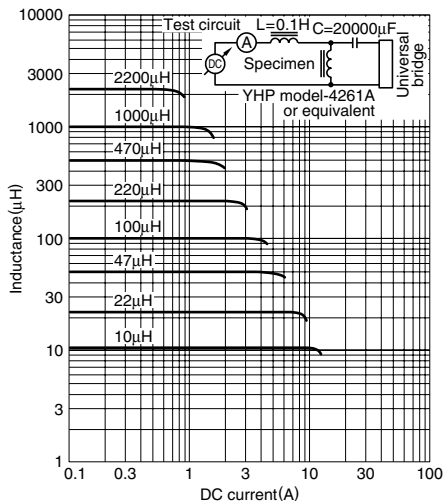
Inductance (μ H)	Inductance tolerance	DC resistance (Ω) max.	Rated current(A)*max.		Part No.	Lead wire style
			Based on inductance change	Based on temperature rise		
10	±10%	0.019	9.8	3.6	SL1215-100K3R6-PF	Wire type
15	±10%	0.022	8.9	3.3	SL1215-150K3R3-PF	Wire type
22	±10%	0.031	7.2	2.8	SL1215-220K2R8-PF	Wire type
33	±10%	0.044	6	2.3	SL1215-330K2R3-PF	Wire type
47	±10%	0.059	4.9	2	SL1215-470K2R0-PF	Wire type
68	±10%	0.073	4.2	1.8	SL1215-680K1R8-PF	Wire type
100	±10%	0.1	3.4	1.5	SL1215-101K1R5-PF	Wire type
150	±10%	0.15	2.8	1.3	SL1215-151K1R3-PF	Lead type
220	±10%	0.26	1.9	1	SL1215-221K1R0-PF	Lead type
330	±10%	0.32	1.8	0.91	SL1215-331KR91-PF	Lead type
470	±10%	0.48	1.6	0.72	SL1215-471KR72-PF	Lead type
680	±10%	0.73	1.3	0.58	SL1215-681KR58-PF	Lead type
1000	±10%	0.96	1.1	0.51	SL1215-102KR51-PF	Lead type
1500	±10%	1.4	0.9	0.42	SL1215-152KR42-PF	Lead type
2200	±10%	2.5	0.7	0.31	SL1215-222KR31-PF	Lead type
3300	±10%	3.3	0.6	0.27	SL1215-332KR27-PF	Lead type
5600	±10%	6.4	0.47	0.2	SL1215-562KR20-PF	Lead type

* Rated current: Value obtained when current flows and self-temperature has risen to 25°C.

- Test equipment Inductance:LCR METER YHP4261A, or equivalent
Rdc: MILLIOHM METER VP-2941A MATSUSHITA, or equivalent

TYPICAL ELECTRICAL CHARACTERISTICS

INDUCTANCE CHANGE vs. DC SUPERPOSITION CHARACTERISTICS



• All specifications are subject to change without notice.

Looking for pricing, stock, or lifecycle information?

Click below to explore more details on WIN SOURCE:

- ⊖ [View SL1215-102KR51-PF on WIN SOURCE](#)
- ⊖ [TDK Corporation Information](#)

Optimize Your Supply Chain with WIN SOURCE Solutions

- ✓ Global Sourcing Solution
- ✓ Obsolete Management
- ✓ Cost Control Management
- ✓ Shortage Management
- ✓ Alternative Solution
- ✓ Excess Inventory Management