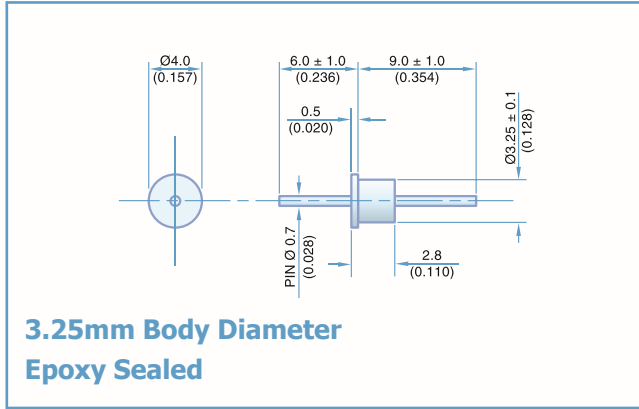





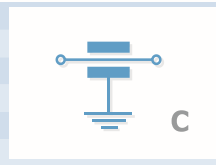
**THE DATASHEET OF
SFSTC0500223MX0**





Electrical Details

Electrical Configuration	C Filter
Capacitance Measurement	@ 1000hr Point
Current Rating	10A
Insulation Resistance (IR)	10GΩ or 1000ΩF
Temperature Rating	-55°C to +125°C
Ferrite Inductance (Typical)	Not Applicable



Mechanical Details

Body Flange Diameter	4.0mm (0.157")
Mounting Hole Diameter	3.5mm (0.138")
Max Soldering Temperature	250°C
Temperature Rise	Less than 4°C per second
Soldering Time	10 seconds maximum
Solder Type	Sn62/SAC or equivalent
Weight (Typical)	0.4g (0.015oz)
Finish	Silver plate on copper undercoat

Product Code	Capacitance (±20%) UOS	Dielectric	Rated Voltage (Vdc)	DWV (Vdc)	Typical No-Load Insertion Loss (dB)								
					0.01MHz	0.1MHz	1MHz	10MHz	100MHz	1GHz			
SFSTC5000100ZC0	10pF -20% / +80%	COG/NP0	500#	750	-	-	-	-	-	4			
SFSTC5000150ZC0	15pF -20% / +80%				-	-	-	-	-	7			
SFSTC5000220ZC0	22pF -20% / +80%				-	-	-	-	-	10			
SFSTC5000330ZC0	33pF -20% / +80%				-	-	-	-	-	12			
SFSTC5000470ZC0	47pF -20% / +80%				-	-	-	-	1	15			
SFSTC5000680MC0	68pF				-	-	-	-	2	18			
*SFSTC5000101MC0	100pF				-	-	-	-	4	22			
SFSTC5000151MC0	150pF				-	-	-	-	7	25			
SFSTC5000221MC0	220pF				-	-	-	-	10	29			
SFSTC5000331MC0	330pF				-	-	-	-	13	33			
SFSTC5000471MC0	470pF				-	-	-	1	16	35			
SFSTC5000681MC0	680pF				-	-	-	2	19	39			
SFSTC5000102MX0	1.0nF				X7R	300	600	-	-	-	4	23	41
*SFSTC5000152MX0	1.5nF							-	-	-	7	26	45
*SFSTC5000222MX0	2.2nF							-	-	-	10	30	50
*SFSTC5000332MX0	3.3nF	-	-	-				13	33	52			
*SFSTC5000472MX0	4.7nF	-	-	1				16	36	55			
SFSTC5000682MX0	6.8nF	-	-	2				19	39	57			
*SFSTC5000103MX0	10nF	-	-	4				22	41	60			
SFSTC5000153MX0	15nF	-	-	7				25	44	62			
*SFSTC5000223MX0	22nF	-	-	10				29	46	65			
*SFSTC3000333MX0	33nF	-	200	500				-	1	16	35	50	70
SFSTC2000473MX0	47nF	-	100	250				-	2	19	39	54	>70
SFSTC1000683MX0	68nF	-	50	125				-	4	22	41	57	>70
SFSTC0500104MX0	100nF	-											

Also rated for operation at 115Vac 400Hz. Self heating will occur - evaluation in situ recommended.
* Recommended values.

Ordering Information - SFSTC range

SF	S	T	C	500	0223	M	X	O
Type	Case style	Dia.	Electrical configuration	Voltage (dc)	Capacitance in picofarads (pF)	Tolerance	Dielectric	Nuts & Washers
Syfer Filter	Solder	3.25mm	C = C Filter	050 = 50V 100 = 100V 200 = 200V 300 = 300V 500 = 500V	First digit is 0. Second and third digits are significant figures of capacitance code. The fourth digit is number of zeros following Example: 0101 = 100pF 0332 = 3300pF	M = ±20% Z = -20+80%	C = COG/NP0 X = X7R	O = Without

Note: The addition of a 4-digit numerical suffix code can be used to denote changes to the standard part. Options include for example: change of finish / alternative voltage rating / non-standard intermediate capacitance values / test requirements. Please refer specific requests to the factory.

Looking for pricing, stock, or lifecycle information?

Click below to explore more details on WIN SOURCE:

 [View SFSTC0500223MX0 on WIN SOURCE](#)

 [Knowles Syfer](#) Information

Optimize Your Supply Chain with WIN SOURCE Solutions

-  Global Sourcing Solution
-  Obsolete Management
-  Cost Control Management
-  Shortage Management
-  Alternative Solution
-  Excess Inventory Management