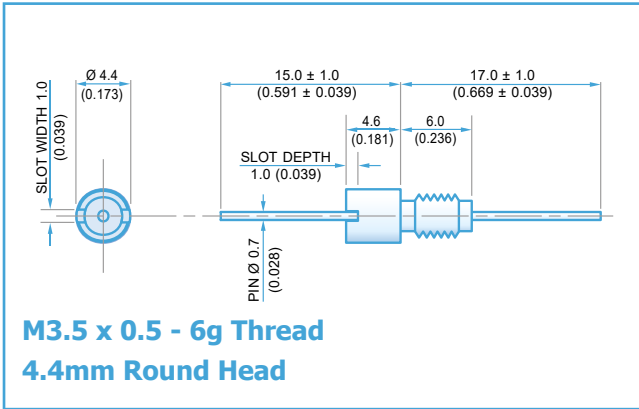



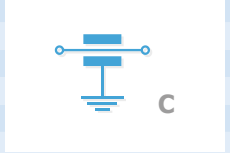


**THE DATASHEET OF
SFKKL1000223MX0**





Electrical Details	
Electrical Configuration	C Filter
Capacitance Measurement	@ 1000hr Point
Current Rating	10A
Insulation Resistance (IR)	10GΩ or 1000ΩF
Temperature Rating	-55°C to +125°C
Ferrite Inductance (Typical)	Not Applicable



Mechanical Details	
Head Diameter	4.4mm (0.173")
Nut A/F	N/a. For use in tapped hole
Washer Diameter	N/a
Mounting Torque	0.18Nm (1.59lbf in) max.
Mounting Hole	M3.5 x 0.5 - 6h
Max. Panel Thickness	N/a
Weight (Typical)	0.8g (0.03oz)
Finish	Silver plate on copper undercoat

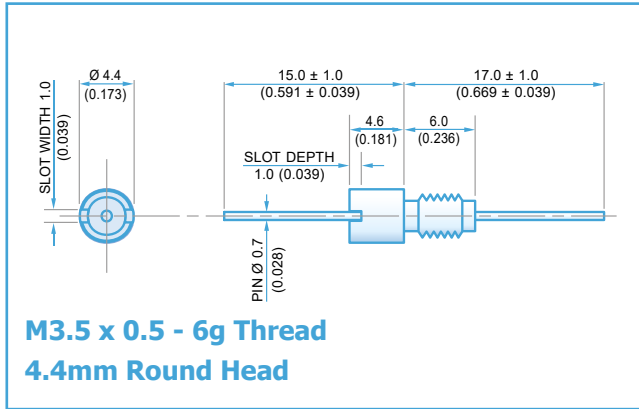
Product Code	Capacitance (±20%) UOS	Dielectric	Rated Voltage (Vdc)	DWV (Vdc)	Typical No-Load Insertion Loss (dB)								
					0.01MHz	0.1MHz	1MHz	10MHz	100MHz	1GHz			
*SFKKC5000100ZC	10pF -20% / +80%	COG/NPO	500#	750						4			
SFKKC5000150ZC	15pF -20% / +80%										7		
SFKKC5000220ZC	22pF -20% / +80%										10		
SFKKC5000330ZC	33pF -20% / +80%										12		
*SFKKC5000470ZC	47pF -20% / +80%										1	15	
*SFKKC5000680MC	68pF										2	18	
*SFKKC5000101MC	100pF										4	22	
SFKKC5000151MC	150pF										7	25	
*SFKKC5000221MC	220pF										10	29	
*SFKKC5000331MC	330pF										13	33	
*SFKKC5000471MX	470pF	†X7R					1	16	35				
SFKKC5000681MX	680pF						2	19	36				
*SFKKC5000102MX	1.0nF	X7R	200	500				4	23	41			
SFKKC5000152MX	1.5nF								7	26	45		
*SFKKC5000222MX	2.2nF									10	30	50	
SFKKC5000332MX	3.3nF									13	33	52	
*SFKKC5000472MX	4.7nF									1	16	36	55
SFKKC5000682MX	6.8nF									2	19	39	57
*SFKKC5000103MX	10nF									4	22	41	60
*SFKKC5000153MX	15nF									7	25	44	62
*SFKKC5000223MX	22nF									10	29	46	65
SFKKC5000333MX	33nF									13	33	48	68
*SFKKC2000473MX	47nF					1	16	35	50	70			
SFKKC2000683MX	68nF					2	19	39	54	>70			
*SFKKC1000104MX	100nF		100	250		4	22	41	57	>70			
*SFKKC0500154MX	150nF		50	125		7	25	45	60	>70			

Also rated for operation at 115Vac 400Hz. Self heating will occur – evaluation in situ recommended. * Recommended values. † Also available in COG/NPO.

Ordering Information - SFKKC range

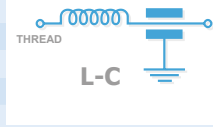
SF	K	K	C	500	0101	M	C	0
Type	Case style	Thread	Electrical configuration	Voltage (dc)	Capacitance in picofarads (pF)	Tolerance	Dielectric	Nuts & Washers
Syfer Filter	4.4mm O.D.	M3.5	C = C Filter	050 = 50V 100 = 100V 200 = 200V 500 = 500V	First digit is 0. Second and third digits are significant figures of capacitance code. The fourth digit is number of zeros following Example: 0101 = 100pF 0332 = 3300pF	M = ±20% Z = -20+80%	C = COG/NPO X = X7R	0 = Without

Note: Installation tool available on request
Note: The addition of a 4-digit numerical suffix code can be used to denote changes to the standard part. Options include for example: change of finish / alternative voltage rating / non-standard intermediate capacitance values / test requirements. Please refer specific requests to the factory.



Electrical Details

Electrical Configuration	L-C Filter
Capacitance Measurement	@ 1000hr Point
Current Rating	10A
Insulation Resistance (IR)	10GΩ or 1000ΩF
Temperature Rating	-55°C to +125°C
Ferrite Inductance (Typical)	50nH



Mechanical Details

Head Diameter	4.4mm (0.173")
Nut A/F	N/A. For use in tapped hole
Washer Diameter	N/A
Mounting Torque	0.18Nm (1.59lbf in) max.
Mounting Hole	M3.5 x 0.6 - 6h
Max. Panel Thickness	N/
Weight (Typical)	0.8g (0.03oz)
Finish	Silver plate on copper undercoat

Product Code	Capacitance (±20%) UOS	Dielectric	Rated Voltage (Vdc)	DWV (Vdc)	Typical No-Load Insertion Loss (dB)							
					0.01MHz	0.1MHz	1MHz	10MHz	100MHz	1GHz		
*SFKKL5000100ZC	10pF -20% / +80%	COG/NP0	500#	750						6		
SFKKL5000150ZC	15pF -20% / +80%											9
SFKKL5000220ZC	22pF -20% / +80%											12
SFKKL5000330ZC	33pF -20% / +80%										1	15
*SFKKL5000470ZC	47pF -20% / +80%										2	19
*SFKKL5000680MC	68pF										4	20
*SFKKL5000101MC	100pF										7	24
SFKKL5000151MC	150pF										10	27
*SFKKL5000221MC	220pF										12	30
*SFKKL5000331MC	330pF									1	16	34
*SFKKL5000471MX	470pF	†X7R	500#	750				2	19	38		
SFKKL5000681MX	680pF						3	22	41			
*SFKKL5000102MX	1.0nF	X7R	500#	750				6	25	44		
SFKKL5000152MX	1.5nF						9	29	48			
*SFKKL5000222MX	2.2nF						12	31	51			
SFKKL5000332MX	3.3nF						15	35	54			
*SFKKL5000472MX	4.7nF							1	18	39	57	
SFKKL5000682MX	6.8nF							2	21	41	60	
*SFKKL5000103MX	10nF							4	23	43	63	
*SFKKL5000153MX	15nF							7	27	46	66	
*SFKKL5000223MX	22nF							10	30	48	68	
SFKKL5000333MX	33nF							13	34	50	70	
*SFKKL2000473MX	47nF		200	500	1	17	37	51	>70			
SFKKL2000683MX	68nF		200	500	2	20	40	55	>70			
*SFKKL1000104MX	100nF		100	250	4	22	44	60	>70			
*SFKKL0500154MX	150nF		50	125	7	25	47	62	>70			

Also rated for operation at 115Vac 400Hz. Self-heating will occur – evaluation in situ recommended. * Recommended values. † Also available in COG/NP0.

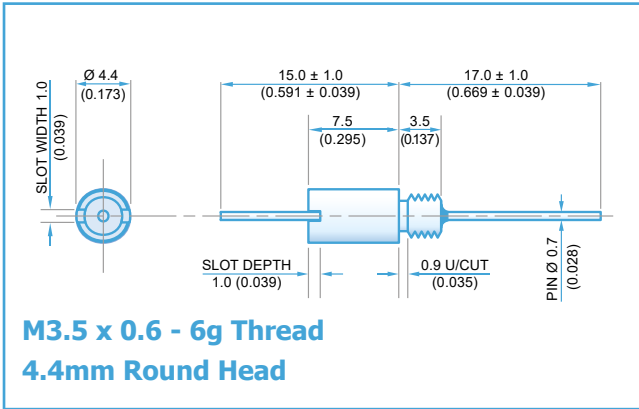

Ordering Information - SFKKL range

SF	K	K	L	500	0101	M	C	0
Type	Case style	Thread	Electrical configuration	Voltage (dc)	Capacitance in picofarads (pF)	Tolerance	Dielectric	Nuts & Washers
Syfer Filter	4.4mm O.D.	M3.5	L = L-C Filter	050 = 50V 100 = 100V 200 = 200V 500 = 500V	First digit is 0. Second and third digits are significant figures of capacitance code. The fourth digit is number of zeros following Example: 0101 = 100pF 0332 = 3300pF	M = ±20% Z = -20+80%	C = COG/NP0 X = X7R	0 = Without

Note: Installation tool available on request

Note: The addition of a 4-digit numerical suffix code can be used to denote changes to the standard part.

Options include for example: change of finish / alternative voltage rating / non-standard intermediate capacitance values / test requirements. Please refer specific requests to the factory.



Electrical Details	
Electrical Configuration	T Filter
Capacitance Measurement	@ 1000hr Point
Current Rating	10A
Insulation Resistance (IR)	10GΩ or 1000ΩF
Temperature Rating	-55°C to +125°C
Ferrite Inductance (Typical)	100nH
Mechanical Details	
Head Diameter	4.4mm (0.173")
Nut A/F	N/A. For use in tapped hole
Washer Diameter	N/A
Mounting Torque	0.18Nm (1.59lbf in) max.
Mounting Hole	M3.5 x 0.5 - 6h
Max. Panel Thickness	N/A
Weight (Typical)	0.8g (0.03oz)
Finish	Silver plate on copper undercoat

Product Code	Capacitance (±20%) UOS	Dielectric	Rated Voltage (Vdc)	DWV (Vdc)	Typical No-Load Insertion Loss (dB)							
					0.01MHz	0.1MHz	1MHz	10MHz	100MHz	1GHz		
*SFKKT5000100ZC	10pF -20% / +80%	COG/NPO	500#	750						9		
SFKKT5000150ZC	15pF -20% / +80%											11
SFKKT5000220ZC	22pF -20% / +80%										1	14
SFKKT5000330ZC	33pF -20% / +80%										2	18
*SFKKT5000470ZC	47pF -20% / +80%										4	20
*SFKKT5000680MC	68pF										6	23
*SFKKT5000101MC	100pF										9	27
SFKKT5000151MC	150pF										12	30
*SFKKT5000221MC	220pF										15	33
*SFKKT5000331MC	330pF											
*SFKKT5000471MX	470pF				†X7R					1	19	36
SFKKT5000681MX	680pF									2	21	40
*SFKKT5000102MX	1.0nF	X7R	200	500								
SFKKT5000152MX	1.5nF											
*SFKKT5000222MX	2.2nF											
SFKKT5000332MX	3.3nF											
*SFKKT5000472MX	4.7nF											
SFKKT5000682MX	6.8nF											
*SFKKT5000103MX	10nF											
*SFKKT5000153MX	15nF											
*SFKKT5000223MX	22nF											
SFKKT5000333MX	33nF											
*SFKKT2000473MX	47nF											
SFKKT2000683MX	68nF											
*SFKKT1000104MX	100nF		100	250								
*SFKKT0500154MX	150nF		50	125								

Also rated for operation at 115Vac 400Hz. Self-heating will occur – evaluation in situ recommended. * Recommended values. † Also available in COG/NPO.

Ordering Information - SFKKT range

SF	K	K	T	500	0101	M	C	0
Type	Case style	Thread	Electrical configuration	Voltage (dc)	Capacitance in picofarads (pF)	Tolerance	Dielectric	Nuts & Washers
Syfer Filter	4.4mm O.D.	M3.5	T = T Filter	050 = 50V 100 = 100V 200 = 200V 500 = 500V	First digit is 0. Second and third digits are significant figures of capacitance code. The fourth digit is number of zeros following Example: 0101 = 100pF 0332 = 3300pF	M = ±20% Z = -20+80%	C = COG/NPO X = X7R	0 = Without

Note: The addition of a 4-digit numerical suffix code can be used to denote changes to the standard part. Options include for example: change of finish / alternative voltage rating / non-standard intermediate capacitance values / test requirements. Please refer specific requests to the factory. * Mounting tool available.

Looking for pricing, stock, or lifecycle information?

Click below to explore more details on WIN SOURCE:

 [View SFKKL1000223MX0 on WIN SOURCE](#)

 [Knowles Syfer Information](#)

Optimize Your Supply Chain with WIN SOURCE Solutions

-  Global Sourcing Solution
-  Obsolete Management
-  Cost Control Management
-  Shortage Management
-  Alternative Solution
-  Excess Inventory Management