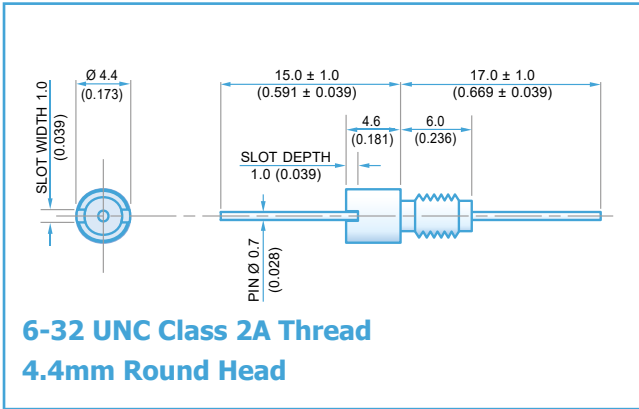




**THE DATASHEET OF  
SFKBC5000100ZC0**





Electrical Details	
Electrical Configuration	C Filter
Capacitance Measurement	@ 1000hr Point
Current Rating	10A
Insulation Resistance (IR)	10GΩ or 1000ΩF
Temperature Rating	-55°C to +125°C
Ferrite Inductance (Typical)	Not Applicable
Mechanical Details	
Head Diameter	4.4mm (0.173")
Nut A/F	N/a. For use in tapped hole
Washer Diameter	N/a
Mounting Torque	0.15Nm (1.32lbf in) max.
Mounting Hole	6-32 UNC Class 2B
Max. Panel Thickness	N/a
Weight (Typical)	0.8g (0.03oz)
Finish	Silver plate on copper undercoat

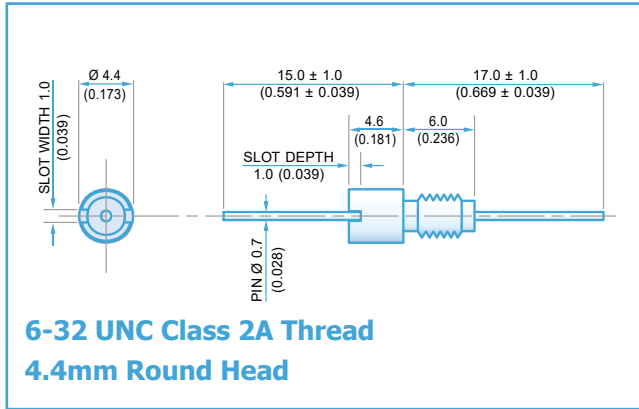
Product Code	Capacitance (±20%) UOS	Dielectric	Rated Voltage (Vdc)	DWV (Vdc)	Typical No-Load Insertion Loss (dB)							
					0.01MHz	0.1MHz	1MHz	10MHz	100MHz	1GHz		
*SFKBC5000100ZC	10pF -20% / +80%	COG/NPO	500#	750						4		
SFKBC5000150ZC	15pF -20% / +80%										7	
SFKBC5000220ZC	22pF -20% / +80%										10	
SFKBC5000330ZC	33pF -20% / +80%										12	
*SFKBC5000470ZC	47pF -20% / +80%									1	15	
*SFKBC5000680MC	68pF									2	18	
*SFKBC5000101MC	100pF									4	22	
SFKBC5000151MC	150pF									7	25	
*SFKBC5000221MC	220pF									10	29	
*SFKBC5000331MC	330pF									13	33	
*SFKBC5000471MX	470pF		†X7R		500#				1	16	35	
SFKBC5000681MX	680pF				500#				2	19	36	
*SFKBC5000102MX	1.0nF	X7R	500#	500				4	23	41		
SFKBC5000152MX	1.5nF								7	26	45	
*SFKBC5000222MX	2.2nF								10	30	50	
SFKBC5000332MX	3.3nF								13	33	52	
*SFKBC5000472MX	4.7nF								1	16	36	55
SFKBC5000682MX	6.8nF								2	19	39	57
*SFKBC5000103MX	10nF								4	22	41	60
*SFKBC5000153MX	15nF								7	25	44	62
*SFKBC5000223MX	22nF								10	29	46	65
SFKBC5000333MX	33nF								13	33	48	68
*SFKBC2000473MX	47nF				200				1	16	35	70
SFKBC2000683MX	68.0nF				200				2	19	39	>70
*SFKBC1000104MX	100nF				100	250			4	22	41	>70
*SFKBC0500154MX	150nF				50	125			7	25	45	>70

# Also rated for operation at 115Vac 400Hz. Self-heating will occur – evaluation in situ recommended. \* Recommended values. † Also available in COG/NPO.

Ordering Information - SFKBC range

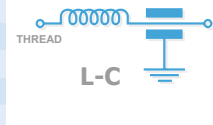
SF	K	B	C	500	0101	M	C	0
Type	Case style	Thread	Electrical configuration	Voltage (dc)	Capacitance in picofarads (pF)	Tolerance	Dielectric	Nuts & Washers
Syfer Filter	4.4mm O.D.	6-32 UNC	C = C Filter	<b>050</b> = 50V <b>100</b> = 100V <b>200</b> = 200V <b>500</b> = 500V	First digit is 0. Second and third digits are significant figures of capacitance code. The fourth digit is number of zeros following Example: <b>0101</b> = 100pF <b>0332</b> = 3300pF	<b>M</b> = ±20% <b>Z</b> = -20+80%	<b>C</b> = COG/NPO <b>X</b> = X7R	<b>0</b> = Without

Note: Installation tool available on request  
Note: The addition of a 4-digit numerical suffix code can be used to denote changes to the standard part. Options include for example: change of finish / alternative voltage rating / non-standard intermediate capacitance values / test requirements. Please refer specific requests to the factory.



**Electrical Details**

Electrical Configuration	L-C Filter
Capacitance Measurement	@ 1000hr Point
Current Rating	10A
Insulation Resistance (IR)	10GΩ or 1000ΩF
Temperature Rating	-55°C to +125°C
Ferrite Inductance (Typical)	50nH



**Mechanical Details**

Head Diameter	4.4mm (0.173")
Nut A/F	N/a. For use in tapped hole
Washer Diameter	N/a
Mounting Torque	0.15Nm (1.32lbf in) max.
Mounting Hole	6-32 UNC Class 2B
Max. Panel Thickness	N/a
Weight (Typical)	0.8g (0.03oz)
Finish	Silver plate on copper undercoat

Product Code	Capacitance (±20%) UOS	Dielectric	Rated Voltage (Vdc)	DWV (Vdc)	Typical No-Load Insertion Loss (dB)						
					0.01MHz	0.1MHz	1MHz	10MHz	100MHz	1GHz	
* SFKBL5000100ZC	10pF -20% / +80%	COG/NP0	500#	750						6	
SFKBL5000150ZC	15pF -20% / +80%										9
SFKBL5000220ZC	22pF -20% / +80%										12
SFKBL5000330ZC	33pF -20% / +80%									1	15
* SFKBL5000470ZC	47pF -20% / +80%									2	19
* SFKBL5000680MC	68pF									4	20
* SFKBL5000101MC	100pF									7	24
SFKBL5000151MC	150pF									10	27
* SFKBL5000221MC	220pF									12	30
* SFKBL5000331MC	330pF										
* SFKBL5000471MX	470pF	†X7R	500#	750				1	16	34	
SFKBL5000681MX	680pF						2	19	38		
* SFKBL5000102MX	1.0nF	X7R	500#	750				2	19	38	
SFKBL5000152MX	1.5nF						3	22	41		
* SFKBL5000222MX	2.2nF						6	25	44		
SFKBL5000332MX	3.3nF						9	29	48		
* SFKBL5000472MX	4.7nF						12	31	51		
SFKBL5000682MX	6.8nF						15	35	54		
* SFKBL5000103MX	10nF							1	18	39	57
SFKBL5000153MX	15nF							2	21	41	60
* SFKBL5000223MX	22nF							4	23	43	63
SFKBL5000333MX	33nF							7	27	46	66
* SFKBL2000473MX	47nF		200	500		10	30	48	68		
SFKBL2000683MX	68nF		200			13	34	50	70		
*SFKBL1000104MX	100nF		100		250		1	17	37	51	>70
*SFKBL0500154MX	150nF		50	125		2	20	40	55	>70	
						4	22	44	60	>70	
						7	25	47	62	>70	

# Also rated for operation at 115Vac 400Hz. Self heating will occur – evaluation in situ recommended. \* Recommended values. † Also available in COG/NP0.

**Ordering Information - SFKBL range**

SF	K	B	L	500	0101	M	C	0
Type	Case style	Thread	Electrical configuration	Voltage (dc)	Capacitance in picofarads (pF)	Tolerance	Dielectric	Nuts & Washers
Syfer Filter	4.4mm O.D.	6-32 UNC	L = L-C Filter	<b>050</b> = 50V <b>100</b> = 100V <b>200</b> = 200V <b>500</b> = 500V	First digit is 0. Second and third digits are significant figures of capacitance code. The fourth digit is number of zeros following Example: <b>0101</b> = 100pF <b>0332</b> = 3300pF	<b>M</b> = ±20% <b>Z</b> = -20+80%	<b>C</b> = COG/NP0 <b>X</b> = X7R	<b>0</b> = Without

Note: Installation tool available on request  
Note: The addition of a 4-digit numerical suffix code can be used to denote changes to the standard part.  
Options include for example: change of finish / alternative voltage rating / non-standard intermediate capacitance values / test requirements. Please refer specific requests to the factory.

## Looking for pricing, stock, or lifecycle information?

Click below to explore more details on WIN SOURCE:

 [View SFKBC5000100ZC0 on WIN SOURCE](#)

 [Knowles Syfer](#) Information

## Optimize Your Supply Chain with WIN SOURCE Solutions

-  Global Sourcing Solution
-  Obsolete Management
-  Cost Control Management
-  Shortage Management
-  Alternative Solution
-  Excess Inventory Management