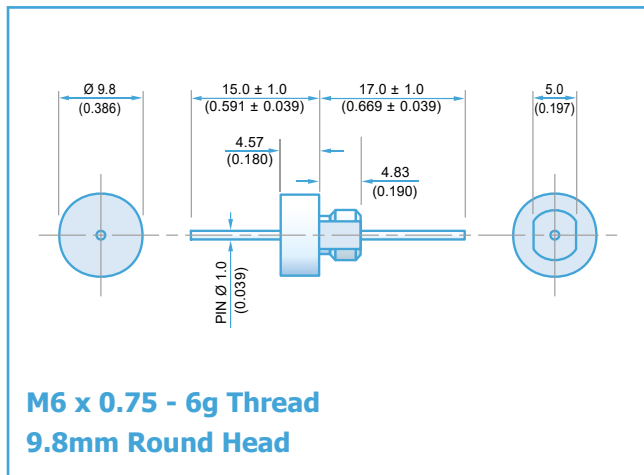




**THE DATASHEET OF
SFJNC1000105MX1**





Electrical Details	
Electrical Configuration	C Filter
Capacitance Measurement	@ 1000hr Point
Current Rating	15A
Insulation Resistance (IR)	10GΩ or 1000ΩF
Temperature Rating	-55°C to +125°C
Ferrite Inductance (Typical)	Not Applicable
Mechanical Details	
Head Diameter	9.8mm (0.386")
Nut A/F	8.0mm (0.315")
Washer Diameter	11.35mm (0.447")
Mounting Torque	0.9Nm (7.97lbf in) max.
Mounting Hole Diameter	
Max. Panel Thickness	2.9mm (0.114")
Weight (Typical)	3.0g (0.11oz)
Finish	Silver plate on copper undercoat

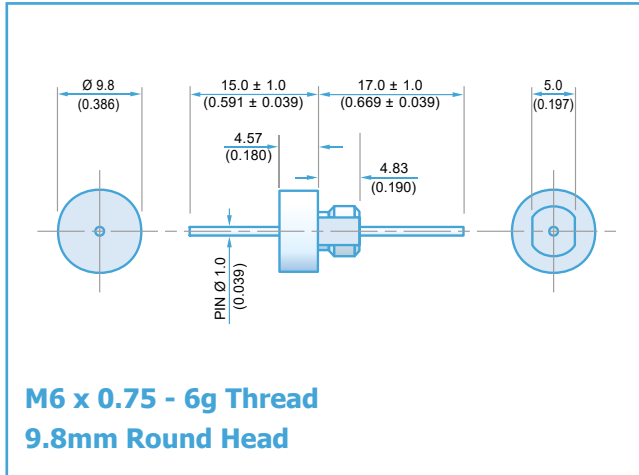
Product Code	Capacitance (±20%)	Dielectric	Rated Voltage (Vdc)	DWV (Vdc)	Typical No-Load Insertion Loss (dB)								
					0.01MHz	0.1MHz	1MHz	10MHz	100MHz	1GHz			
SFJNC3K00101MC	100pF	COG/NPO	3kV#	3.6kV					4	22			
SFJNC3K00151MC	150pF								7	25			
SFJNC3K00221MC	220pF								10	29			
SFJNC2K00331MC	330pF								13	33			
SFJNC2K00471MC	470pF							1	16	35			
SFJNC2K00681MC	680pF							2	19	39			
SFJNC2K00102MC	1.0nF	X7R	2kV#	2.4kV				4	23	41			
SFJNC2K00152MX	1.5nF						7	26	45				
SFJNC2K00222MX	2.2nF						10	30	50				
*SFJNC2K00332MX	3.3nF						13	33	52				
SFJNC2K00472MX	4.7nF						1	16	36	55			
*SFJNC2K00682MX	6.8nF						2	19	39	57			
*SFJNC2K00103MX	10nF						4	22	41	60			
SFJNC1K00153MX	15nF						7	25	44	62			
SFJNC1K00223MX	22nF						10	29	46	65			
*SFJNC1K00333MX	33nF						13	33	48	68			
SFJNC1K00473MX	47nF						1	16	35	50	70		
*SFJNC1K00683MX	68nF						2	19	39	54	>70		
SFJNC5000104MX	100nF						4	22	41	57	>70		
*SFJNC5000154MX	150nF						7	25	45	60	>70		
SFJNC5000224MX	220nF						10	29	49	62	>70		
*SFJNC5000334MX	330nF						13	33	52	66	>70		
SFJNC5000474MX	470nF					500#	750	1	16	35	55	68	>70
SFJNC3000684MX	680nF					300	600	2	19	38	58	70	>70
*SFJNC2000105MX	1.0µF					200	500	4	22	41	61	>70	>70
*SFJNC1000155MX	1.5µF					100	250	7	25	45	64	>70	>70
*SFJNC1000225MX	2.2µF		100	250	10	29	48	66	>70	>70			
SFJNC0500335MX	3.3µF		50	125	14	34	52	70	>70	>70			

Also rated for operation at 115Vac 400Hz. Self-heating will occur - evaluation in situ recommended. * Recommended values.

Ordering Information - SFJNC range

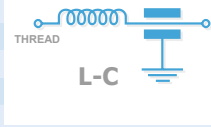
SF	J	N	C	050	0335	M	X	1
Type	Case style	Thread	Electrical configuration	Voltage (dc)	Capacitance in picofarads (pF)	Tolerance	Dielectric	Nuts & Washers
Syfer Filter	9.8mm dia.	M6	C = C Filter	050 = 50V 100 = 100V 200 = 200V 300 = 300V 500 = 500V 1K0 = 1kV 2K0 = 2kV 3K0 = 3kV	First digit is 0. Second and third digits are significant figures of capacitance code. The fourth digit is number of zeros following Example: 0101 = 100pF 0332 = 3300pF	M = ±20%	C = COG/NPO X = X7R	0 = Without 1 = With

Note: The addition of a 4-digit numerical suffix code can be used to denote changes to the standard part. Options include for example: change of pin length / custom body dimensions or threads / alternative voltage rating / non-standard intermediate capacitance values / test requirements. Please refer specific requests to the factory.



Electrical Details

Electrical Configuration	L-C Filter
Capacitance Measurement	@ 1000hr Point
Current Rating	15A
Insulation Resistance (IR)	10GΩ or 1000ΩF
Temperature Rating	-55°C to +125°C
Ferrite Inductance (Typical)	500nH



Mechanical Details

Head Diameter	9.8mm (0.386")
Nut A/F	8.0mm (0.315")
Washer Diameter	11.35mm (0.447")
Mounting Torque	0.9Nm (7.97lbf in) max.
Mounting Hole Diameter	6.2mm (0.244") O.D. 5.3mm (0.208") A/F
Max. Panel Thickness	2.9mm (0.114")
Weight (Typical)	3.0g (0.11oz)
Finish	Silver plate on copper undercoat

Product Code	Capacitance (±20%)	Dielectric	Rated Voltage (Vdc)	DWV (Vdc)	Typical No-Load Insertion Loss (dB)							
					0.01MHz	0.1MHz	1MHz	10MHz	100MHz	1GHz		
SFJNL3K00101MC	100pF	COG/NPO	3kV#	3.6kV					7	24		
SFJNL3K00151MC	150pF								10	27		
SFJNL3K00221MC	220pF								12	30		
SFJNL2K00331MC	330pF							1	16	34		
SFJNL2K00471MC	470pF							2	19	38		
SFJNL2K00681MC	680pF					3	22	41				
SFJNL2K00102MC	1.0nF					6	25	44				
SFJNL2K00152MX	1.5nF			2kV#	2.4kV				9	29	48	
SFJNL2K00222MX	2.2nF							12	31	51		
*SFJNL2K00332MX	3.3nF							15	35	54		
SFJNL2K00472MX	4.7nF							1	18	39	57	
*SFJNL2K00682MX	6.8nF							2	21	41	60	
*SFJNL2K00103MX	10nF							4	23	43	63	
SFJNL1K00153MX	15nF		X7R			1kV#	1.2kV		7	27	46	66
SFJNL1K00223MX	22nF								10	30	48	68
*SFJNL1K00333MX	33nF							13	34	50	70	
SFJNL1K00473MX	47nF							1	17	37	51	>70
*SFJNL1K00683MX	68nF			2	20			40	55	>70		
SFJNL5000104MX	100nF			500#	750	4	22	44	60	>70		
*SFJNL5000154MX	150nF					7	25	47	62	>70		
SFJNL5000224MX	220nF					10	29	49	66	>70		
*SFJNL5000334MX	330nF					13	33	53	68	>70		
SFJNL5000474MX	470nF					500	1	16	35	56	70	>70
SFJNL3000684MX	680nF			300	600	2	19	38	58	>70	>70	
*SFJNL2000105MX	1.0µF			200	500	4	22	41	61	>70	>70	
*SFJNL1000155MX	1.5µF			100	250	7	25	45	64	>70	>70	
*SFJNL1000225MX	2.2µF			100		10	29	48	66	>70	>70	
SFJNL0500335MX	3.3µF			50		125	14	34	52	70	>70	>70

Also rated for operation at 115Vac 400Hz. Self-heating will occur - evaluation in situ recommended. * Recommended values.

Ordering Information - SFJNL range

SF	J	N	L	050	0335	M	X	1
Type	Case style	Thread	Electrical configuration	Voltage (dc)	Capacitance in picofarads (pF)	Tolerance	Dielectric	Nuts & Washers
Syfer Filter	9.8mm dia.	M6	L = L-C Filter	050 = 50V 100 = 100V 200 = 200V 300 = 300V 500 = 500V 1K0 = 1kV 2K0 = 2kV 3K0 = 3kV	First digit is 0. Second and third digits are significant figures of capacitance code. The fourth digit is number of zeros following Example: 0101 = 100pF 0332 = 3300pF	M = ±20%	C = COG/NPO X = X7R	0 = Without 1 = With

Note: The addition of a 4-digit numerical suffix code can be used to denote changes to the standard part. Options include for example: change of pin length / custom body dimensions or threads / alternative voltage rating / non-standard intermediate capacitance values / test requirements. Please refer specific requests to the factory.

Looking for pricing, stock, or lifecycle information?

Click below to explore more details on WIN SOURCE:

 [View SFJNC1000105MX1 on WIN SOURCE](#)

 [Knowles Syfer Information](#)

Optimize Your Supply Chain with WIN SOURCE Solutions

-  Global Sourcing Solution
-  Obsolete Management
-  Cost Control Management
-  Shortage Management
-  Alternative Solution
-  Excess Inventory Management