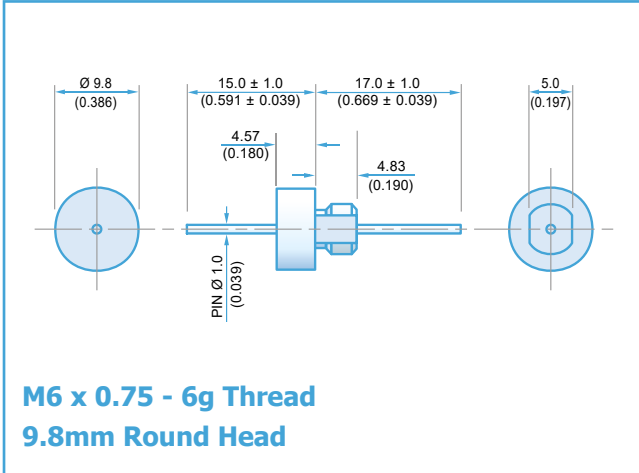




**THE DATASHEET OF  
SFJNL1K00473MX1**





Electrical Details	
Electrical Configuration	C Filter
Capacitance Measurement	@ 1000hr Point
Current Rating	15A
Insulation Resistance (IR)	10GΩ or 1000ΩF
Temperature Rating	-55°C to +125°C
Ferrite Inductance (Typical)	Not Applicable
Mechanical Details	
Head Diameter	9.8mm (0.386")
Nut A/F	8.0mm (0.315")
Washer Diameter	11.35mm (0.447")
Mounting Torque	0.9Nm (7.97lbf in) max.
Mounting Hole Diameter	
Max. Panel Thickness	2.9mm (0.114")
Weight (Typical)	3.0g (0.11oz)
Finish	Silver plate on copper undercoat

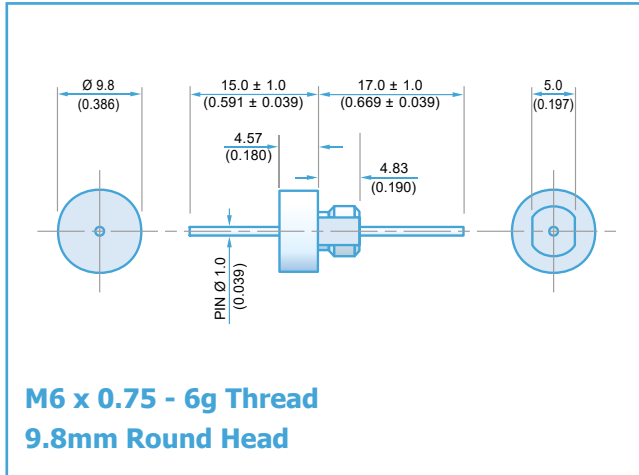
Product Code	Capacitance (±20%)	Dielectric	Rated Voltage (Vdc)	DWV (Vdc)	Typical No-Load Insertion Loss (dB)									
					0.01MHz	0.1MHz	1MHz	10MHz	100MHz	1GHz				
SFJNC3K00101MC	100pF	COG/NPO	3kV#	3.6kV					4	22				
SFJNC3K00151MC	150pF								7	25				
SFJNC3K00221MC	220pF								10	29				
SFJNC2K00331MC	330pF								13	33				
SFJNC2K00471MC	470pF							1	16	35				
SFJNC2K00681MC	680pF							2	19	39				
SFJNC2K00102MC	1.0nF	X7R	2kV#	2.4kV				4	23	41				
SFJNC2K00152MX	1.5nF							7	26	45				
SFJNC2K00222MX	2.2nF							10	30	50				
*SFJNC2K00332MX	3.3nF							13	33	52				
SFJNC2K00472MX	4.7nF						1	16	36	55				
*SFJNC2K00682MX	6.8nF						2	19	39	57				
*SFJNC2K00103MX	10nF		1kV#	1.2kV	1.2kV			7	25	44	62			
SFJNC1K00153MX	15nF							10	29	46	65			
SFJNC1K00223MX	22nF							13	33	48	68			
*SFJNC1K00333MX	33nF							1	16	35	50	70		
SFJNC1K00473MX	47nF							2	19	39	54	>70		
*SFJNC1K00683MX	68nF							4	22	41	57	>70		
SFJNC5000104MX	100nF			500#	750	750			7	25	45	60	>70	
*SFJNC5000154MX	150nF								10	29	49	62	>70	
SFJNC5000224MX	220nF								13	33	52	66	>70	
*SFJNC5000334MX	330nF								1	16	35	55	68	>70
SFJNC5000474MX	470nF								2	19	38	58	70	>70
SFJNC3000684MX	680nF								4	22	41	61	>70	>70
*SFJNC2000105MX	1.0µF	200	500	500			7	25	45	64	>70	>70		
*SFJNC1000155MX	1.5µF						10	29	48	66	>70	>70		
*SFJNC1000225MX	2.2µF						14	34	52	70	>70	>70		
SFJNC0500335MX	3.3µF						50	125						

# Also rated for operation at 115Vac 400Hz. Self-heating will occur - evaluation in situ recommended. \* Recommended values.

Ordering Information - SFJNC range

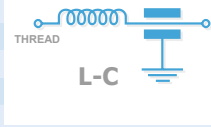
SF	J	N	C	050	0335	M	X	1
Type	Case style	Thread	Electrical configuration	Voltage (dc)	Capacitance in picofarads (pF)	Tolerance	Dielectric	Nuts & Washers
Syfer Filter	9.8mm dia.	M6	C = C Filter	<b>050</b> = 50V <b>100</b> = 100V <b>200</b> = 200V <b>300</b> = 300V <b>500</b> = 500V <b>1K0</b> = 1kV <b>2K0</b> = 2kV <b>3K0</b> = 3kV	First digit is 0. Second and third digits are significant figures of capacitance code. The fourth digit is number of zeros following Example: <b>0101</b> = 100pF <b>0332</b> = 3300pF	<b>M</b> = ±20%	<b>C</b> = COG/NPO <b>X</b> = X7R	<b>0</b> = Without <b>1</b> = With

Note: The addition of a 4-digit numerical suffix code can be used to denote changes to the standard part. Options include for example: change of pin length / custom body dimensions or threads / alternative voltage rating / non-standard intermediate capacitance values / test requirements. Please refer specific requests to the factory.



**Electrical Details**

Electrical Configuration	L-C Filter
Capacitance Measurement	@ 1000hr Point
Current Rating	15A
Insulation Resistance (IR)	10GΩ or 1000ΩF
Temperature Rating	-55°C to +125°C
Ferrite Inductance (Typical)	500nH



**Mechanical Details**

Head Diameter	9.8mm (0.386")
Nut A/F	8.0mm (0.315")
Washer Diameter	11.35mm (0.447")
Mounting Torque	0.9Nm (7.97lbf in) max.
Mounting Hole Diameter	6.2mm (0.244") O.D. 5.3mm (0.208") A/F
Max. Panel Thickness	2.9mm (0.114")
Weight (Typical)	3.0g (0.11oz)
Finish	Silver plate on copper undercoat

Product Code	Capacitance (±20%)	Dielectric	Rated Voltage (Vdc)	DWV (Vdc)	Typical No-Load Insertion Loss (dB)						
					0.01MHz	0.1MHz	1MHz	10MHz	100MHz	1GHz	
SFJNL3K00101MC	100pF	COG/NPO	3kV#	3.6kV					7	24	
SFJNL3K00151MC	150pF								10	27	
SFJNL3K00221MC	220pF								12	30	
SFJNL2K00331MC	330pF							1	16	34	
SFJNL2K00471MC	470pF							2	19	38	
SFJNL2K00681MC	680pF							3	22	41	
SFJNL2K00102MC	1.0nF		X7R	2kV#	2.4kV					6	25
SFJNL2K00152MX	1.5nF									9	29
SFJNL2K00222MX	2.2nF									12	31
*SFJNL2K00332MX	3.3nF									15	35
SFJNL2K00472MX	4.7nF								1	18	39
*SFJNL2K00682MX	6.8nF								2	21	41
*SFJNL2K00103MX	10nF					4	23	43			
SFJNL1K00153MX	15nF			1kV#	1.2kV		7	27	46	66	
SFJNL1K00223MX	22nF							10	30	48	
*SFJNL1K00333MX	33nF							13	34	50	
SFJNL1K00473MX	47nF							1	17	37	
*SFJNL1K00683MX	68nF							2	20	40	
SFJNL5000104MX	100nF					500#	750		4	22	44
*SFJNL5000154MX	150nF							7	25	47	
SFJNL5000224MX	220nF							10	29	49	
*SFJNL5000334MX	330nF							13	33	53	
SFJNL5000474MX	470nF			500				1	16	35	
SFJNL3000684MX	680nF			300	600			2	19	38	
*SFJNL2000105MX	1.0µF		200	500	4	22	41				
*SFJNL1000155MX	1.5µF		100	250	7	25	45				
*SFJNL1000225MX	2.2µF		100		10	29	48				
SFJNL0500335MX	3.3µF		50		125	14	34	52			

# Also rated for operation at 115Vac 400Hz. Self-heating will occur - evaluation in situ recommended. \* Recommended values.

**Ordering Information - SFJNL range**

SF	J	N	L	050	0335	M	X	1
Type	Case style	Thread	Electrical configuration	Voltage (dc)	Capacitance in picofarads (pF)	Tolerance	Dielectric	Nuts & Washers
Syfer Filter	9.8mm dia.	M6	L = L-C Filter	<b>050</b> = 50V <b>100</b> = 100V <b>200</b> = 200V <b>300</b> = 300V <b>500</b> = 500V <b>1K0</b> = 1kV <b>2K0</b> = 2kV <b>3K0</b> = 3kV	First digit is 0. Second and third digits are significant figures of capacitance code. The fourth digit is number of zeros following Example: <b>0101</b> = 100pF <b>0332</b> = 3300pF	<b>M</b> = ±20%	<b>C</b> = COG/NPO <b>X</b> = X7R	<b>0</b> = Without <b>1</b> = With

Note: The addition of a 4-digit numerical suffix code can be used to denote changes to the standard part. Options include for example: change of pin length / custom body dimensions or threads / alternative voltage rating / non-standard intermediate capacitance values / test requirements. Please refer specific requests to the factory.

## Looking for pricing, stock, or lifecycle information?

Click below to explore more details on WIN SOURCE:

 [View SFJNL1K00473MX1 on WIN SOURCE](#)

 [Knowles Syfer Information](#)

## Optimize Your Supply Chain with WIN SOURCE Solutions

-  Global Sourcing Solution
-  Obsolete Management
-  Cost Control Management
-  Shortage Management
-  Alternative Solution
-  Excess Inventory Management