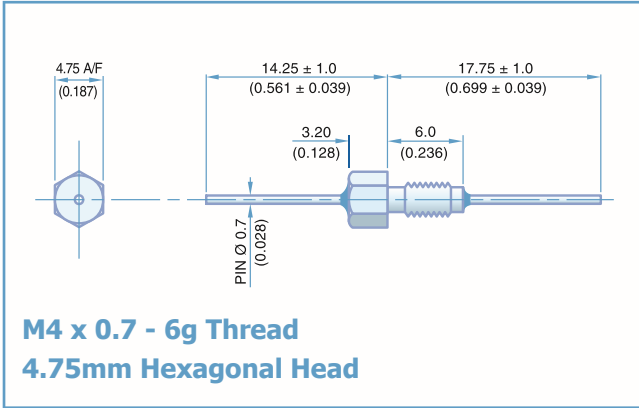




**THE DATASHEET OF
SFBLL5000100ZC0**





Electrical Details

| | | |
|------------------------------|-----------------|--|
| Electrical Configuration | C Filter | |
| Capacitance Measurement | @ 1000hr Point | |
| Current Rating | 10A | |
| Insulation Resistance (IR) | 10GΩ or 1000ΩF | |
| Temperature Rating | -55°C to +125°C | |
| Ferrite Inductance (Typical) | N/A | |

Mechanical Details

| | |
|------------------------|---|
| Head (A/F) | 4.75mm (0.187") |
| Nut A/F | 6.35mm (0.250") |
| Washer diameter | 8mm (0.315") |
| Mounting Torque | 0.5Nm (4.42bf in) max. if using nut 0.25Nm (2.41bf in) max. into tapped hole |
| Mounting Hole Diameter | 4.2mm ±0.1 (0.165" ±0.004") |
| Max. Panel Thickness | 2.9mm (0.114") |
| Weight (Typical) | 1.2g (0.04oz) |
| Finish | Silver plate on copper undercoat |

| Product Code | Capacitance (±20%) UOS | Dielectric | Rated Voltage (Vdc) | DWV (Vdc) | Typical No-Load Insertion Loss (dB) | | | | | |
|-----------------|------------------------|------------|---------------------|-----------|-------------------------------------|--------|------|-------|--------|------|
| | | | | | 0.01MHz | 0.1MHz | 1MHz | 10MHz | 100MHz | 1GHz |
| *SFBLC5000100ZC | 10pF -20% / +80% | COG/NPO | 500# | 750 | - | - | - | - | - | 4 |
| SFBLC5000150ZC | 15pF -20% / +80% | | | | - | - | - | - | - | 7 |
| SFBLC5000220ZC | 22pF -20% / +80% | | | | - | - | - | - | - | 10 |
| SFBLC5000330ZC | 33pF -20% / +80% | | | | - | - | - | - | - | 12 |
| *SFBLC5000470ZC | 47pF -20% / +80% | | | | - | - | - | - | 1 | 15 |
| *SFBLC5000680MC | 68pF | | | | - | - | - | - | 2 | 18 |
| *SFBLC5000101MC | 100pF | | | | - | - | - | - | 4 | 22 |
| SFBLC5000151MC | 150pF | | | | - | - | - | - | 7 | 25 |
| *SFBLC5000221MC | 220pF | | | | - | - | - | - | 10 | 29 |
| *SFBLC5000331MC | 330pF | | | | - | - | - | - | 13 | 33 |
| *SFBLC5000471MX | 470pF | †X7R | 500# | 750 | - | - | - | 1 | 16 | 35 |
| SFBLC5000681MX | 680pF | | | | - | - | - | 2 | 19 | 36 |
| *SFBLC5000102MX | 1.0nF | X7R | 500# | 750 | - | - | - | 4 | 23 | 41 |
| SFBLC5000152MX | 1.5nF | | | | - | - | - | 7 | 26 | 45 |
| *SFBLC5000222MX | 2.2nF | | | | - | - | - | 10 | 30 | 50 |
| SFBLC5000332MX | 3.3nF | | | | - | - | - | 13 | 33 | 52 |
| *SFBLC5000472MX | 4.7nF | | | | - | - | 1 | 16 | 36 | 55 |
| SFBLC5000682MX | 6.8nF | | | | - | - | 2 | 19 | 39 | 57 |
| *SFBLC5000103MX | 10nF | | | | - | - | 4 | 22 | 41 | 60 |
| *SFBLC5000153MX | 15nF | | | | - | - | 7 | 25 | 44 | 62 |
| *SFBLC5000223MX | 22nF | | | | - | - | 10 | 29 | 46 | 65 |
| SFBLC5000333MX | 33nF | | | | - | - | 13 | 33 | 48 | 68 |
| *SFBLC2000473MX | 47nF | | 200 | 500 | - | 1 | 16 | 35 | 50 | 70 |
| SFBLC2000683MX | 68nF | | - | 2 | 19 | 39 | 54 | >70 | | |
| *SFBLC1000104MX | 100nF | | 100 | 250 | - | 4 | 22 | 41 | 57 | >70 |
| *SFBLC0500154MX | 150nF | | 50 | 125 | - | 7 | 25 | 45 | 60 | >70 |

Also rated for operation at 115Vac 400Hz. Self heating will occur - evaluation in situ recommended. * Recommended values. † Also available in COG/NPO.

Ordering Information - SFBLC range

| SF | B | L | C | 500 | 0102 | M | X | 0 |
|--------------|-----------------|--------|--------------------------|---|--|---------------------------------------|--------------------------------------|---------------------------------------|
| Type | Case style | Thread | Electrical configuration | Voltage (dc) | Capacitance in picofarads (pF) | Tolerance | Dielectric | Hardware |
| Syfer Filter | 4.75mm Hex Head | M4 | C = C Filter | 050 = 50V 100 = 100V 200 = 200V 500 = 500V | First digit is 0. Second and third digits are significant figures of capacitance code. The fourth digit is number of zeros following Example: 0101 = 100pF 0332 = 3300pF | M = ±20% Z = -20+80% | C = COG/NPO X = X7R | 0 = Without 1 = With |

Note: The addition of a 4-digit numerical suffix code can be used to denote changes to the standard part. Options include for example: change of finish / alternative voltage rating / non-standard intermediate capacitance values / test requirements. Please refer specific requests to the factory.



Electrical Details

| | |
|------------------------------|-----------------|
| Electrical Configuration | L-C Filter |
| Capacitance Measurement | @ 1000hr Point |
| Current Rating | 10A |
| Insulation Resistance (IR) | 10GΩ or 1000ΩF |
| Temperature Rating | -55°C to +125°C |
| Ferrite Inductance (Typical) | 50nH |



Mechanical Details

| | |
|------------------------|---|
| Body Flange Diameter | 4.75mm (0.187") |
| Head (A/F) | 6.0mm (0.236") |
| Nut A/F | 8.0mm (0.315") |
| Mounting Torque | 0.5Nm (4.42lbf in) max. if using nut 0.25Nm (2.21lbf in) max. into tapped hole |
| Mounting Hole Diameter | 4.2mm ±0.1 (0.165" ±0.004") |
| Max. Panel Thickness | 2.9mm (0.114") |
| Weight (Typical) | 1.2g (0.04oz) |
| Finish | Silver plate on copper undercoat |

| Product Code | Capacitance (±20%) UOS | Dielectric | Rated Voltage (Vdc) | DWV (Vdc) | Typical No-Load Insertion Loss (dB) | | | | | | | | |
|-----------------|------------------------|------------|---------------------|-----------|-------------------------------------|--------|------|-------|--------|------|----|----|-----|
| | | | | | 0.01MHz | 0.1MHz | 1MHz | 10MHz | 100MHz | 1GHz | | | |
| *SFBLL5000100ZC | 10pF -20% / +80% | COG/NP0 | 500# | 750 | - | - | - | - | - | 6 | | | |
| SFBLL5000150ZC | 15pF -20% / +80% | | | | - | - | - | - | - | 9 | | | |
| SFBLL5000220ZC | 22pF -20% / +80% | | | | - | - | - | - | - | 12 | | | |
| SFBLL5000330ZC | 33pF -20% / +80% | | | | - | - | - | - | 1 | 15 | | | |
| *SFBLL5000470ZC | 47pF -20% / +80% | | | | - | - | - | - | 2 | 19 | | | |
| *SFBLL5000680MC | 68pF | | | | - | - | - | - | 4 | 20 | | | |
| *SFBLL5000101MC | 100pF | | | | - | - | - | - | 7 | 24 | | | |
| SFBLL5000151MC | 150pF | | | | - | - | - | - | 10 | 27 | | | |
| *SFBLL5000221MC | 220pF | | | | - | - | - | - | 12 | 30 | | | |
| *SFBLL5000331MC | 330pF | | | | - | - | - | 1 | 16 | 34 | | | |
| *SFBLL5000471MX | 470pF | †X7R | 500# | 750 | - | - | - | 2 | 19 | 38 | | | |
| SFBLL5000681MX | 680pF | | | | - | - | - | 3 | 22 | 41 | | | |
| *SFBLL5000102MX | 1.0nF | X7R | 500# | 750 | - | - | - | 6 | 25 | 44 | | | |
| SFBLL5000152MX | 1.5nF | | | | - | - | - | 9 | 29 | 48 | | | |
| *SFBLL5000222MX | 2.2nF | | | | - | - | - | 12 | 31 | 51 | | | |
| SFBLL5000332MX | 3.3nF | | | | - | - | - | 15 | 35 | 54 | | | |
| *SFBLL5000472MX | 4.7nF | | | | - | - | 1 | 18 | 39 | 57 | | | |
| SFBLL5000682MX | 6.8nF | | | | - | - | 2 | 21 | 41 | 60 | | | |
| *SFBLL5000103MX | 10nF | | | | - | - | 4 | 23 | 43 | 63 | | | |
| *SFBLL5000153MX | 15nF | | | | - | - | 7 | 27 | 46 | 66 | | | |
| *SFBLL5000223MX | 22nF | | | | - | - | 10 | 30 | 48 | 68 | | | |
| SFBLL5000333MX | 33nF | | | | - | - | 13 | 34 | 50 | 70 | | | |
| *SFBLL2000473MX | 47nF | | | | - | 200 | 500 | - | 1 | 17 | 37 | 51 | >70 |
| SFBLL2000683MX | 68nF | | | | - | 200 | 500 | - | 2 | 20 | 40 | 55 | >70 |
| *SFBLL1000104MX | 100nF | | | | - | 100 | 250 | - | 4 | 22 | 44 | 60 | >70 |
| *SFBLL0500154MX | 150nF | | | | - | 50 | 125 | - | 7 | 25 | 47 | 62 | >70 |

Also rated for operation at 115Vac 400Hz. Self heating will occur - evaluation in situ recommended. * Recommended values. † Also available in COG/NP0.

Ordering Information - SFBLL range

| SF | B | L | L | 500 | 0102 | M | X | 0 |
|--------------|-----------------|--------|--------------------------|---|--|---------------------------------------|--------------------------------------|---------------------------------------|
| Type | Case style | Thread | Electrical configuration | Voltage (dc) | Capacitance in picofarads (pF) | Tolerance | Dielectric | Nuts & Washers |
| Syfer Filter | 4.75mm Hex Head | M4 | L = L-C Filter | 050 = 50V 100 = 100V 200 = 200V 500 = 500V | First digit is 0. Second and third digits are significant figures of capacitance code. The fourth digit is number of zeros following Example: 0101 = 100pF 0332 = 3300pF | M = ±20% Z = -20+80% | C = COG/NP0 X = X7R | 0 = Without 1 = With |

Note: The addition of a 4-digit numerical suffix code can be used to denote changes to the standard part. Options include for example: change of finish / alternative voltage rating / non-standard intermediate capacitance values / test requirements. Please refer specific requests to the factory.



Electrical Details

| | | |
|------------------------------|-----------------|--|
| Electrical Configuration | Pi Filter | |
| Capacitance Measurement | @ 1000hr Point | |
| Current Rating | 10A | |
| Insulation Resistance (IR) | 10GΩ or 1000ΩF | |
| Temperature Rating | -55°C to +125°C | |
| Ferrite Inductance (Typical) | 75nH | |

Mechanical Details

| | |
|------------------------|---|
| Head (A/F) | 4.75mm (0.187") |
| Nut A/F | 6.0mm (0.236") |
| Washer diameter | 7.90mm (0.311") |
| Mounting Torque | 0.5Nm (4.42lbf in) max. if using nut 0.25Nm (2.21lbf in) max. into tapped hole |
| Mounting Hole Diameter | 4.2mm ±0.1 (0.165" ±0.004") |
| Max. Panel Thickness | 2.9mm (0.114") |
| Weight (Typical) | 1.2g (0.04oz) |
| Finish | Silver plate on copper undercoat |

| Product Code | Capacitance (-20%+80%) | Dielectric | Rated Voltage (Vdc) | DWV (Vdc) | Typical No-Load Insertion Loss (dB) | | | | | |
|-----------------|------------------------|------------|---------------------|-----------|-------------------------------------|--------|------|-------|--------|------|
| | | | | | 0.01MHz | 0.1MHz | 1MHz | 10MHz | 100MHz | 1GHz |
| *SFBLP5000200ZC | 20pF | COG/NP0 | 500# | 750 | - | - | - | - | 1 | 11 |
| SFBLP5000440ZC | 44pF | | | | - | - | - | - | 3 | 19 |
| SFBLP5000940ZC | 94pF | | | | - | - | - | - | 6 | 25 |
| *SFBLP5000201ZC | 200pF | | | | - | - | - | - | 11 | 33 |
| SFBLP5000441ZC | 440pF | | | | - | - | - | 2 | 18 | 45 |
| SFBLP5000941ZX | 940pF | X7R | | | - | - | - | 5 | 25 | 60 |
| *SFBLP5000202ZX | 2nF | | | | - | - | - | 10 | 40 | 70 |
| SFBLP5000442ZX | 4.4nF | | | | - | - | 1 | 17 | 47 | >70 |
| *SFBLP5000942ZX | 9.4nF | | | | - | - | 4 | 24 | 60 | >70 |
| *SFBLP2000203ZX | 20nF | | | | 200 | 500 | - | - | 9 | 28 |
| *SFBLP1000443ZX | 44nF | 100 | 250 | - | 0 | 14 | 42 | >70 | >70 | |
| *SFBLP0500943ZX | 94nF | 50 | 125 | - | 2 | 18 | 57 | >70 | >70 | |

Also rated for operation at 115Vac 400Hz. Self heating will occur - evaluation in situ recommended. * Recommended values. † Also available in COG/NP0.



Ordering Information - SFBLP range

| SF | B | L | P | 050 | 0943 | Z | X | 0 |
|--------------|-----------------|--------|--------------------------|---|---|-------------|------------------------|---------------------------------------|
| Type | Case style | Thread | Electrical configuration | Voltage (dc) | Capacitance in picofarads (pF) | Tolerance | Dielectric | Nuts & Washers |
| Syfer Filter | 4.75mm Hex Head | M4 | P = Pi Filter | 050 = 50V 100 = 100V 200 = 200V 500 = 500V | First digit is 0. Second and third digits are significant figures of capacitance code. The fourth digit is number of zeros following Example: 0201 = 200pF 0943 = 94000pF | Z = -20+80% | C = COG/NP0 X = X7R | 0 = Without 1 = With |

Note: The addition of a 4-digit numerical suffix code can be used to denote changes to the standard part. Options include for example: change of finish / alternative voltage rating / non-standard intermediate capacitance values / test requirements. Please refer specific requests to the factory.

Looking for pricing, stock, or lifecycle information?

Click below to explore more details on WIN SOURCE:

-  [View SFBL5000100ZC0 on WIN SOURCE](#)
-  [Knowles Syfer Information](#)

Optimize Your Supply Chain with WIN SOURCE Solutions

-  Global Sourcing Solution
-  Obsolete Management
-  Cost Control Management
-  Shortage Management
-  Alternative Solution
-  Excess Inventory Management