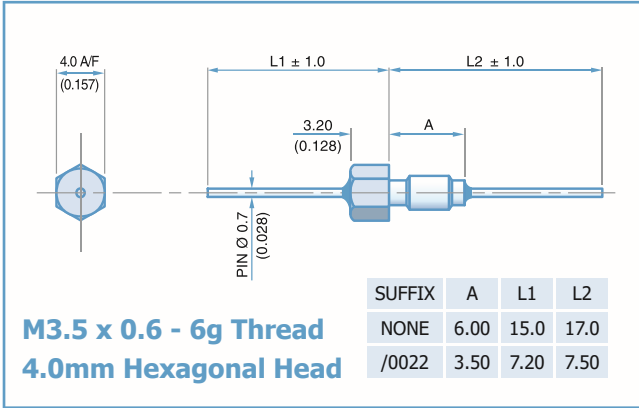




**THE DATASHEET OF
SFAKC5000332MX1**





Electrical Details

Electrical Configuration	C Filter	
Capacitance Measurement	@ 1000hr Point	
Current Rating	10A	
Insulation Resistance (IR)	10GΩ or 1000ΩF	
Temperature Rating	-55°C to +125°C	
Ferrite Inductance (Typical)	Not Applicable	

Mechanical Details

Head (A/F)	4.0mm (0.157")
Nut A/F	4.75mm (0.187")
Washer diameter	6.9mm (0.272")
Mounting Torque	0.35Nm (3.09lbf in) max. if using nut 0.18Nm (1.59lbf in) max. into tapped hole
Mounting Hole Diameter	3.7mm ±0.1 (0.146" ±0.004")
Max. Panel Thickness	3.25mm (0.128")
Weight (Typical)	0.6g (0.02oz)
Finish	Silver plate on copper undercoat



Product Code	Capacitance (±20%) UOS	Dielectric	Rated Voltage (Vdc)	DWV (Vdc)	Typical No-Load Insertion Loss (dB)								
					0.01MHz	0.1MHz	1MHz	10MHz	100MHz	1GHz			
*SFAKC5000100ZC	10pF -20% / +80%	COG/NPO	500#	750	-	-	-	-	-	4			
SFAKC5000150ZC	15pF -20% / +80%				-	-	-	-	-	7			
SFAKC5000220ZC	22pF -20% / +80%				-	-	-	-	-	10			
SFAKC5000330ZC	33pF -20% / +80%				-	-	-	-	-	12			
*SFAKC5000470ZC	47pF -20% / +80%				-	-	-	-	1	15			
*SFAKC5000680MC	68pF				-	-	-	-	2	18			
*SFAKC5000101MC	100pF				-	-	-	-	4	22			
SFAKC5000151MC	150pF				-	-	-	-	7	25			
*SFAKC5000221MC	220pF				-	-	-	-	10	29			
*SFAKC5000331MC	330pF				-	-	-	-	13	33			
*SFAKC5000471MX	470pF	†X7R	500#	750	-	-	-	1	16	35			
SFAKC5000681MX	680pF				-	-	-	2	19	36			
*SFAKC5000102MX	1.0nF	X7R	500#	750	-	-	-	4	23	41			
SFAKC5000152MX	1.5nF				-	-	-	7	26	45			
*SFAKC5000222MX	2.2nF				-	-	-	10	30	50			
SFAKC5000332MX	3.3nF				-	-	-	13	33	52			
*SFAKC5000472MX	4.7nF				-	-	1	16	36	55			
*SFAKC5000682MX	6.8nF				-	-	2	19	39	57			
*SFAKC5000103MX	10nF				-	-	4	22	41	60			
*SFAKC5000153MX	15nF				-	-	7	25	44	62			
*SFAKC5000223MX	22nF				-	-	10	29	46	65			
SFAKC5000333MX	33nF				-	-	13	33	48	68			
*SFAKC2000473MX	47nF				-	200	500	-	1	16	35	50	70
SFAKC2000683MX	68nF				-	200	500	-	2	19	39	54	>70
*SFAKC1000104MX	100nF				-	100	250	-	4	22	41	57	>70
*SFAKC0500154MX	150nF				-	50	125	-	7	25	45	60	>70

Also rated for operation at 115Vac 400Hz. Self heating will occur - evaluation in situ recommended. * Recommended values. † Also available in COG/NPO.

Ordering Information - SFAKC range

SF	A	K	C	500	0680	M	C	0	/0022
Type	Case style	Thread	Electrical configuration	Voltage (dc)	Capacitance in picofarads (pF)	Tolerance	Dielectric	Hardware	Suffix
Syfer Filter	4.0mm Hex Head	M3.5	C = C Filter	050 = 50V 100 = 100V 200 = 200V 500 = 500V	First digit is 0. Second and third digits are significant figures of capacitance code. The fourth digit is number of zeros following Example: 0101 = 100pF 0332 = 3300pF	M = ±20% Z = -20+80%	C = COG/NPO X = X7R	0 = Without 1 = With	/0022= short thread & lead length (see drawing)

Note: The addition of a 4-digit numerical suffix code can be used to denote changes to the standard part. Options include for example: change of finish / alternative voltage rating / non-standard intermediate capacitance values / test requirements. Please refer specific requests to the factory.



Electrical Details

Electrical Configuration	L-C Filter
Capacitance Measurement	@ 1000hr Point
Current Rating	10A
Insulation Resistance (IR)	10GΩ or 1000ΩF
Temperature Rating	-55°C to +125°C
Ferrite Inductance (Typical)	50nH



Mechanical Details

Head (A/F)	4.0mm (0.157")
Nut A/F	4.75mm (0.187")
Washer diameter	6.9mm (0.272")
Mounting Torque	0.35Nm (3.09lbf in) max. if using nut 0.18Nm (1.59lbf in) max. into tapped hole
Mounting Hole Diameter	3.7mm ±0.1 (0.146" ±0.004")
Max. Panel Thickness	3.25mm (0.128")
Weight (Typical)	0.6g (0.02oz)
Finish	Silver plate on copper undercoat

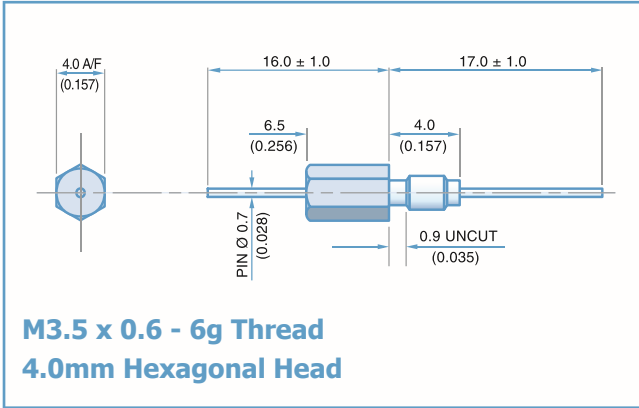

Product Code	Capacitance (±20%) UOS	Dielectric	Rated Voltage (Vdc)	DWV (Vdc)	Typical No-Load Insertion Loss (dB)					
					0.01MHz	0.1MHz	1MHz	10MHz	100MHz	1GHz
*SFAKL5000100ZC	10pF -20% / +80%	COG/NP0	500#	750	-	-	-	-	-	6
SFAKL5000150ZC	15pF -20% / +80%				-	-	-	-	-	9
SFAKL5000220ZC	22pF -20% / +80%				-	-	-	-	-	12
SFAKL5000330ZC	33pF -20% / +80%				-	-	-	-	1	15
*SFAKL5000470ZC	47pF -20% / +80%				-	-	-	-	2	19
*SFAKL5000680MC	68pF				-	-	-	-	4	20
*SFAKL5000101MC	100pF				-	-	-	-	7	24
SFAKL5000151MC	150pF				-	-	-	-	10	27
*SFAKL5000221MC	220pF				-	-	-	-	12	30
*SFAKL5000331MC	330pF				-	-	-	1	16	34
*SFAKL5000471MX	470pF	†X7R	500#	750	-	-	-	2	19	38
SFAKL5000681MX	680pF				-	-	-	3	22	41
*SFAKL5000102MX	1.0nF	X7R	200	500	-	-	-	6	25	44
SFAKL5000152MX	1.5nF				-	-	-	9	29	48
*SFAKL5000222MX	2.2nF				-	-	-	12	31	51
SFAKL5000332MX	3.3nF				-	-	-	15	35	54
*SFAKL5000472MX	4.7nF				-	-	1	18	39	57
SFAKL5000682MX	6.8nF				-	-	2	21	41	60
*SFAKL5000103MX	10nF				-	-	4	23	43	63
*SFAKL5000153MX	15nF				-	-	7	27	46	66
*SFAKL5000223MX	22nF				-	-	10	30	48	68
SFAKL5000333MX	33nF				-	-	13	34	50	70
*SFAKL2000473MX	47nF		100	250	-	4	22	44	60	>70
SFAKL2000683MX	68nF		50	125	-	7	25	47	62	>70
SFAKL1000104MX	100nF									
SFAKL0500154MX	150nF									

Also rated for operation at 115Vac 400Hz. Self heating will occur - evaluation in situ recommended. * Recommended values. † Also available in COG/NP0.

Ordering Information - SFAKL range

SF	A	K	L	100	0104	M	X	1
Type	Case style	Thread	Electrical configuration	Voltage (dc)	Capacitance in picofarads (pF)	Tolerance	Dielectric	Hardware
Syfer Filter	4.0mm Hex Head	M3.5	L = L-C Filter	050 = 50V 100 = 100V 200 = 200V 500 = 500V	First digit is 0. Second and third digits are significant figures of capacitance code. The fourth digit is number of zeros following Example: 0101 = 100pF 0332 = 3300pF	M = ±20% Z = -20+80%	C = COG/NP0 X = X7R	0 = Without 1 = With

Note: The addition of a 4-digit numerical suffix code can be used to denote changes to the standard part. Options include for example: change of finish / alternative voltage rating / non-standard intermediate capacitance values / test requirements. Please refer specific requests to the factory.



Electrical Details

Electrical Configuration	T Filter	
Capacitance Measurement	@ 1000hr Point	
Current Rating	10A	
Insulation Resistance (IR)	10GΩ or 1000ΩF	
Temperature Rating	-55°C to +125°C	
Ferrite Inductance (Typical)	100nH	

Mechanical Details

Head (A/F)	4.0mm (0.157")
Nut A/F	4.75mm (0.187")
Washer diameter	6.9mm (0.272")
Mounting Torque	0.35Nm (3.09lbf in) max. if using nut 0.18Nm (1.59lbf in) max. into tapped hole
Mounting Hole Diameter	3.7mm ±0.1 (0.146" ±0.004")
Max. Panel Thickness	3.25mm (0.128")
Weight (Typical)	0.6g (0.02oz)
Finish	Silver plate on copper undercoat

Product Code	Capacitance (±20%) UOS	Dielectric	Rated Voltage (Vdc)	DWV (Vdc)	Typical No-Load Insertion Loss (dB)								
					0.01MHz	0.1MHz	1MHz	10MHz	100MHz	1GHz			
*SFAKT5000100ZC	10pF -20% / +80%	COG/NPO	500#	750	-	-	-	-	-	9			
SFAKT5000150ZC	15pF -20% / +80%				-	-	-	-	-	11			
SFAKT5000220ZC	22pF -20% / +80%				-	-	-	-	1	14			
SFAKT5000330ZC	33pF -20% / +80%				-	-	-	-	2	18			
*SFAKT5000470ZC	47pF -20% / +80%				-	-	-	-	4	20			
*SFAKT5000680MC	68pF				-	-	-	-	6	23			
*SFAKT5000101MC	100pF				-	-	-	-	9	27			
SFAKT5000151MC	150pF				-	-	-	-	12	30			
*SFAKT5000221MC	220pF				-	-	-	-	15	33			
*SFAKT5000331MC	330pF				-	-	-	1	19	36			
*SFAKT5000471MX	470pF	†X7R	500#	750	-	-	-	2	21	40			
SFAKT5000681MX	680pF				-	-	-	4	24	43			
*SFAKT5000102MX	1.0nF	X7R	500#	750	-	-	-	7	28	47			
SFAKT5000152MX	1.5nF				-	-	-	10	30	50			
*SFAKT5000222MX	2.2nF				-	-	-	13	34	53			
SFAKT5000332MX	3.3nF				-	-	-	17	38	57			
*SFAKT5000472MX	4.7nF				-	-	-	19	40	59			
SFAKT5000682MX	6.8nF				-	-	1	23	43	63			
*SFAKT5000103MX	10nF				-	-	4	26	45	66			
*SFAKT5000153MX	15nF				-	-	7	29	47	68			
*SFAKT5000223MX	22nF				-	-	10	33	49	70			
SFAKT5000333MX	33nF				-	-	14	36	50	>70			
*SFAKT2000473MX	47nF				-	200	500	-	1	17	39	52	>70
SFAKT2000683MX	68nF				-	200	500	-	2	20	42	57	>70
*SFAKT1000104MX	100nF				-	100	250	-	4	22	46	62	>70
*SFAKT0500154MX	150nF				-	50	125	-	7	25	49	68	>70

Also rated for operation at 115Vac 400Hz. Self heating will occur - evaluation in situ recommended. * Recommended values. † Also available in COG/NPO.

Ordering Information - SFAKT range

SF	A	K	T	500	0102	M	X	0
Type	Case style	Thread	Electrical configuration	Voltage (dc)	Capacitance in picofarads (pF)	Tolerance	Dielectric	Hardware
Syfer Filter	4.0mm Hex Head	M3.5	T = T Filter	050 = 50V 100 = 100V 200 = 200V 500 = 500V	First digit is 0. Second and third digits are significant figures of capacitance code. The fourth digit is number of zeros following Example: 0101 = 100pF 0332 = 3300pF	M = ±20% Z = -20+80%	C = COG/NPO X = X7R	0 = Without 1 = With

Note: The addition of a 4-digit numerical suffix code can be used to denote changes to the standard part. Options include for example: change of finish / alternative voltage rating / non-standard intermediate capacitance values / test requirements. Please refer specific requests to the factory.

Looking for pricing, stock, or lifecycle information?

Click below to explore more details on WIN SOURCE:

 [View SFAKC5000332MX1 on WIN SOURCE](#)

 [Knowles Syfer](#) Information

Optimize Your Supply Chain with WIN SOURCE Solutions

-  Global Sourcing Solution
-  Obsolete Management
-  Cost Control Management
-  Shortage Management
-  Alternative Solution
-  Excess Inventory Management