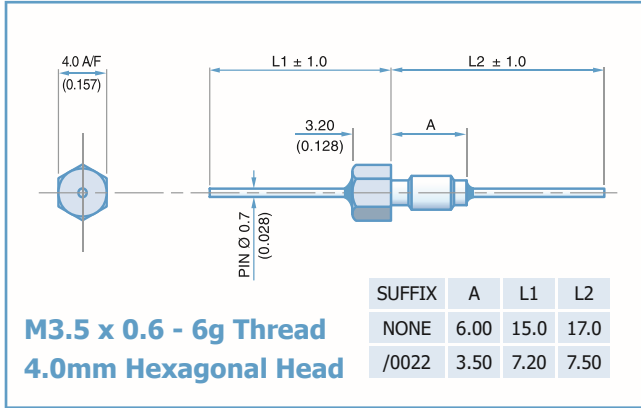




**THE DATASHEET OF  
SFAKC0500473MX0**





**Electrical Details**

Electrical Configuration	C Filter	
Capacitance Measurement	@ 1000hr Point	
Current Rating	10A	
Insulation Resistance (IR)	10GΩ or 1000ΩF	
Temperature Rating	-55°C to +125°C	
Ferrite Inductance (Typical)	Not Applicable	

**Mechanical Details**

Head (A/F)	4.0mm (0.157")
Nut A/F	4.75mm (0.187")
Washer diameter	6.9mm (0.272")
Mounting Torque	0.35Nm (3.09lbf in) max. if using nut 0.18Nm (1.59lbf in) max. into tapped hole
Mounting Hole Diameter	3.7mm ±0.1 (0.146" ±0.004")
Max. Panel Thickness	3.25mm (0.128")
Weight (Typical)	0.6g (0.02oz)
Finish	Silver plate on copper undercoat


Product Code	Capacitance (±20%) UOS	Dielectric	Rated Voltage (Vdc)	DWV (Vdc)	Typical No-Load Insertion Loss (dB)					
					0.01MHz	0.1MHz	1MHz	10MHz	100MHz	1GHz
*SFAKC5000100ZC	10pF -20% / +80%	COG/NPO	500#	750	-	-	-	-	-	4
SFAKC5000150ZC	15pF -20% / +80%				-	-	-	-	-	7
SFAKC5000220ZC	22pF -20% / +80%				-	-	-	-	-	10
SFAKC5000330ZC	33pF -20% / +80%				-	-	-	-	-	12
*SFAKC5000470ZC	47pF -20% / +80%				-	-	-	-	1	15
*SFAKC5000680MC	68pF				-	-	-	-	2	18
*SFAKC5000101MC	100pF				-	-	-	-	4	22
SFAKC5000151MC	150pF				-	-	-	-	7	25
*SFAKC5000221MC	220pF				-	-	-	-	10	29
*SFAKC5000331MC	330pF				-	-	-	-	13	33
*SFAKC5000471MX	470pF	†X7R	500#	750	-	-	-	1	16	35
SFAKC5000681MX	680pF	-			-	-	2	19	36	
*SFAKC5000102MX	1.0nF	X7R			-	-	-	4	23	41
SFAKC5000152MX	1.5nF				-	-	-	7	26	45
*SFAKC5000222MX	2.2nF				-	-	-	10	30	50
SFAKC5000332MX	3.3nF				-	-	-	13	33	52
*SFAKC5000472MX	4.7nF				-	-	1	16	36	55
*SFAKC5000682MX	6.8nF				-	-	2	19	39	57
*SFAKC5000103MX	10nF				-	-	4	22	41	60
*SFAKC5000153MX	15nF				-	-	7	25	44	62
*SFAKC5000223MX	22nF		-	-	10	29	46	65		
SFAKC5000333MX	33nF		-	-	13	33	48	68		
*SFAKC2000473MX	47nF		200	500	-	1	16	35	50	70
SFAKC2000683MX	68nF		-	2	19	39	54	>70		
*SFAKC1000104MX	100nF		100	250	-	4	22	41	57	>70
*SFAKC0500154MX	150nF		50	125	-	7	25	45	60	>70

# Also rated for operation at 115Vac 400Hz. Self heating will occur - evaluation in situ recommended. \* Recommended values. † Also available in COG/NPO.

**Ordering Information - SFAKC range**

SF	A	K	C	500	0680	M	C	0	/0022
Type	Case style	Thread	Electrical configuration	Voltage (dc)	Capacitance in picofarads (pF)	Tolerance	Dielectric	Hardware	Suffix
Syfer Filter	4.0mm Hex Head	M3.5	C = C Filter	<b>050</b> = 50V <b>100</b> = 100V <b>200</b> = 200V <b>500</b> = 500V	First digit is 0. Second and third digits are significant figures of capacitance code. The fourth digit is number of zeros following Example: <b>0101</b> = 100pF <b>0332</b> = 3300pF	<b>M</b> = ±20% <b>Z</b> = -20+80%	<b>C</b> = COG/NPO <b>X</b> = X7R	<b>0</b> = Without <b>1</b> = With	/0022= short thread & lead length (see drawing)

Note: The addition of a 4-digit numerical suffix code can be used to denote changes to the standard part. Options include for example: change of finish / alternative voltage rating / non-standard intermediate capacitance values / test requirements. Please refer specific requests to the factory.



**Electrical Details**

Electrical Configuration	L-C Filter
Capacitance Measurement	@ 1000hr Point
Current Rating	10A
Insulation Resistance (IR)	10GΩ or 1000ΩF
Temperature Rating	-55°C to +125°C
Ferrite Inductance (Typical)	50nH



**Mechanical Details**

Head (A/F)	4.0mm (0.157")
Nut A/F	4.75mm (0.187")
Washer diameter	6.9mm (0.272")
Mounting Torque	0.35Nm (3.09lbf in) max. if using nut 0.18Nm (1.59lbf in) max. into tapped hole
Mounting Hole Diameter	3.7mm ±0.1 (0.146" ±0.004")
Max. Panel Thickness	3.25mm (0.128")
Weight (Typical)	0.6g (0.02oz)
Finish	Silver plate on copper undercoat

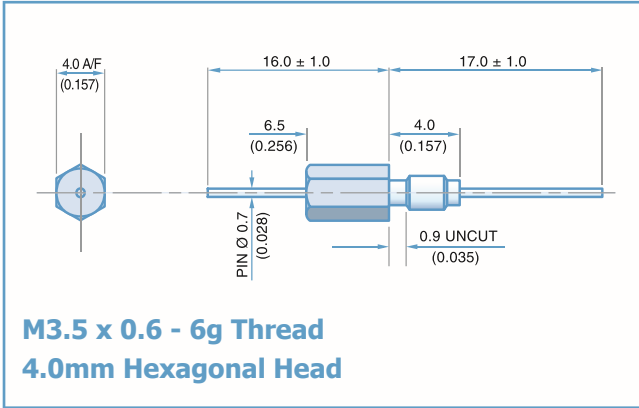

Product Code	Capacitance (±20%) UOS	Dielectric	Rated Voltage (Vdc)	DWV (Vdc)	Typical No-Load Insertion Loss (dB)					
					0.01MHz	0.1MHz	1MHz	10MHz	100MHz	1GHz
*SFAKL5000100ZC	10pF -20% / +80%	COG/NPO	500#	750	-	-	-	-	-	6
SFAKL5000150ZC	15pF -20% / +80%				-	-	-	-	-	9
SFAKL5000220ZC	22pF -20% / +80%				-	-	-	-	-	12
SFAKL5000330ZC	33pF -20% / +80%				-	-	-	-	1	15
*SFAKL5000470ZC	47pF -20% / +80%				-	-	-	-	2	19
*SFAKL5000680MC	68pF				-	-	-	-	4	20
*SFAKL5000101MC	100pF				-	-	-	-	7	24
SFAKL5000151MC	150pF				-	-	-	-	10	27
*SFAKL5000221MC	220pF				-	-	-	-	12	30
*SFAKL5000331MC	330pF				-	-	-	1	16	34
*SFAKL5000471MX	470pF	†X7R	500#	750	-	-	-	2	19	38
SFAKL5000681MX	680pF	-			-	-	3	22	41	
*SFAKL5000102MX	1.0nF	X7R			-	-	-	6	25	44
SFAKL5000152MX	1.5nF				-	-	-	9	29	48
*SFAKL5000222MX	2.2nF				-	-	-	12	31	51
SFAKL5000332MX	3.3nF				-	-	-	15	35	54
*SFAKL5000472MX	4.7nF				-	-	1	18	39	57
SFAKL5000682MX	6.8nF				-	-	2	21	41	60
*SFAKL5000103MX	10nF				-	-	4	23	43	63
*SFAKL5000153MX	15nF				-	-	7	27	46	66
*SFAKL5000223MX	22nF		-	-	10	30	48	68		
SFAKL5000333MX	33nF		-	-	13	34	50	70		
*SFAKL2000473MX	47nF		200	500	-	1	17	37	51	>70
SFAKL2000683MX	68nF		-	2	20	40	55	>70		
SFAKL1000104MX	100nF		100	250	-	4	22	44	60	>70
SFAKL0500154MX	150nF		50	125	-	7	25	47	62	>70

# Also rated for operation at 115Vac 400Hz. Self heating will occur - evaluation in situ recommended. \* Recommended values. † Also available in COG/NPO.

**Ordering Information - SFAKL range**

SF	A	K	L	100	0104	M	X	1
Type	Case style	Thread	Electrical configuration	Voltage (dc)	Capacitance in picofarads (pF)	Tolerance	Dielectric	Hardware
Syfer Filter	4.0mm Hex Head	M3.5	L = L-C Filter	<b>050</b> = 50V <b>100</b> = 100V <b>200</b> = 200V <b>500</b> = 500V	First digit is 0. Second and third digits are significant figures of capacitance code. The fourth digit is number of zeros following Example: <b>0101</b> = 100pF <b>0332</b> = 3300pF	<b>M</b> = ±20% <b>Z</b> = -20+80%	<b>C</b> = COG/NPO <b>X</b> = X7R	<b>0</b> = Without <b>1</b> = With

Note: The addition of a 4-digit numerical suffix code can be used to denote changes to the standard part. Options include for example: change of finish / alternative voltage rating / non-standard intermediate capacitance values / test requirements. Please refer specific requests to the factory.



**Electrical Details**

Electrical Configuration	T Filter	
Capacitance Measurement	@ 1000hr Point	
Current Rating	10A	
Insulation Resistance (IR)	10GΩ or 1000ΩF	
Temperature Rating	-55°C to +125°C	
Ferrite Inductance (Typical)	100nH	

**Mechanical Details**

Head (A/F)	4.0mm (0.157")
Nut A/F	4.75mm (0.187")
Washer diameter	6.9mm (0.272")
Mounting Torque	0.35Nm (3.09lbf in) max. if using nut 0.18Nm (1.59lbf in) max. into tapped hole
Mounting Hole Diameter	3.7mm ±0.1 (0.146" ±0.004")
Max. Panel Thickness	3.25mm (0.128")
Weight (Typical)	0.6g (0.02oz)
Finish	Silver plate on copper undercoat

Product Code	Capacitance (±20%) UOS	Dielectric	Rated Voltage (Vdc)	DWV (Vdc)	Typical No-Load Insertion Loss (dB)					
					0.01MHz	0.1MHz	1MHz	10MHz	100MHz	1GHz
*SFAKT5000100ZC	10pF -20% / +80%	COG/NPO	500#	750	-	-	-	-	-	9
SFAKT5000150ZC	15pF -20% / +80%				-	-	-	-	-	11
SFAKT5000220ZC	22pF -20% / +80%				-	-	-	1	14	
SFAKT5000330ZC	33pF -20% / +80%				-	-	-	2	18	
*SFAKT5000470ZC	47pF -20% / +80%				-	-	-	4	20	
*SFAKT5000680MC	68pF				-	-	-	6	23	
*SFAKT5000101MC	100pF				-	-	-	9	27	
SFAKT5000151MC	150pF				-	-	-	12	30	
*SFAKT5000221MC	220pF				-	-	-	15	33	
*SFAKT5000331MC	330pF				-	-	-	19	36	
*SFAKT5000471MX	470pF	†X7R	200	500	-	-	-	2	21	40
SFAKT5000681MX	680pF	-			-	-	4	24	43	
*SFAKT5000102MX	1.0nF	X7R			-	-	-	7	28	47
SFAKT5000152MX	1.5nF				-	-	-	10	30	50
*SFAKT5000222MX	2.2nF				-	-	-	13	34	53
SFAKT5000332MX	3.3nF				-	-	-	17	38	57
*SFAKT5000472MX	4.7nF				-	-	-	19	40	59
SFAKT5000682MX	6.8nF				-	-	1	23	43	63
*SFAKT5000103MX	10nF				-	-	4	26	45	66
*SFAKT5000153MX	15nF				-	-	7	29	47	68
*SFAKT5000223MX	22nF		-	-	10	33	49	70		
SFAKT5000333MX	33nF		-	-	14	36	50	>70		
*SFAKT2000473MX	47nF	-	500	-	1	17	39	52	>70	
SFAKT2000683MX	68nF	-	-	-	2	20	42	57	>70	
*SFAKT1000104MX	100nF	-	100	250	-	4	22	46	62	>70
*SFAKT0500154MX	150nF	-	50	125	-	7	25	49	68	>70

# Also rated for operation at 115Vac 400Hz. Self heating will occur - evaluation in situ recommended. \* Recommended values. † Also available in COG/NPO.

**Ordering Information - SFAKT range**

SF	A	K	T	500	0102	M	X	0
Type	Case style	Thread	Electrical configuration	Voltage (dc)	Capacitance in picofarads (pF)	Tolerance	Dielectric	Hardware
Syfer Filter	4.0mm Hex Head	M3.5	T = T Filter	<b>050</b> = 50V <b>100</b> = 100V <b>200</b> = 200V <b>500</b> = 500V	First digit is 0. Second and third digits are significant figures of capacitance code. The fourth digit is number of zeros following Example: <b>0101</b> = 100pF <b>0332</b> = 3300pF	<b>M</b> = ±20% <b>Z</b> = -20+80%	<b>C</b> = COG/NPO <b>X</b> = X7R	<b>0</b> = Without <b>1</b> = With

Note: The addition of a 4-digit numerical suffix code can be used to denote changes to the standard part. Options include for example: change of finish / alternative voltage rating / non-standard intermediate capacitance values / test requirements. Please refer specific requests to the factory.

## Looking for pricing, stock, or lifecycle information?

Click below to explore more details on WIN SOURCE:

 [View SFAKC0500473MX0 on WIN SOURCE](#)

 [Knowles Syfer](#) Information

## Optimize Your Supply Chain with WIN SOURCE Solutions

-  Global Sourcing Solution
-  Obsolete Management
-  Cost Control Management
-  Shortage Management
-  Alternative Solution
-  Excess Inventory Management