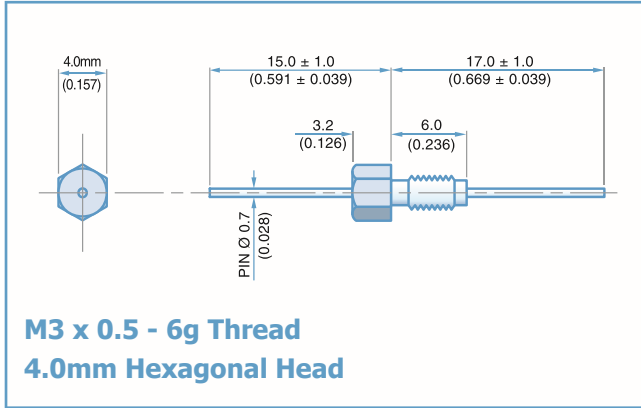





**THE DATASHEET OF  
SFAJL5000471MX1**





Electrical Details	
Electrical Configuration	C Filter
Capacitance Measurement	@ 1000hr Point
Current Rating	10A
Insulation Resistance (IR)	10GΩ or 1000ΩF
Temperature Rating	-55°C to +125°C
Ferrite Inductance (Typical)	Not Applicable
Mechanical Details	
Head (A/F)	4.0mm (0.157")
Nut A/F	4.0mm (0.187")
Washer diameter	6.9mm (0.272")
Mounting Torque	0.25Nm (2.21lbf in) max. if using nut 0.15Nm (1.32lbf in) max. into tapped hole
Mounting Hole Diameter	3.15mm ±0.1 (0.124" ±0.004")
Max. Panel Thickness	3.2mm (0.126")
Weight (Typical)	0.5g (0.017oz)
Finish	Silver plate on copper undercoat

Product Code	Capacitance (±20%) UOS	Dielectric	Rated Voltage (Vdc)	DWV (Vdc)	Typical No-Load Insertion Loss (dB)								
					0.01MHz	0.1MHz	1MHz	10MHz	100MHz	1GHz			
*SFAJ5000100ZC	10pF -20% / +80%	COG/NPO	500#	750	-	-	-	-	-	4			
SFAJ5000150ZC	15pF -20% / +80%				-	-	-	-	-	7			
SFAJ5000220ZC	22pF -20% / +80%				-	-	-	-	-	10			
SFAJ5000330ZC	33pF -20% / +80%				-	-	-	-	-	12			
*SFAJ5000470ZC	47pF -20% / +80%				-	-	-	-	1	15			
*SFAJ5000680MC	68pF				-	-	-	-	2	18			
*SFAJ5000101MC	100pF				-	-	-	-	4	22			
SFAJ5000151MC	150pF				-	-	-	-	7	25			
*SFAJ5000221MC	220pF				-	-	-	-	10	29			
*SFAJ5000331MC	330pF				-	-	-	-	13	33			
*SFAJ5000471MX	470pF				†X7R	500#	750	-	-	-	1	16	35
SFAJ5000681MX	680pF							-	-	-	2	19	36
*SFAJ5000102MX	1.0nF				X7R	500#	750	-	-	-	4	23	41
SFAJ5000152MX	1.5nF	-	-	-				7	26	45			
*SFAJ5000222MX	2.2nF	-	-	-				10	30	50			
SFAJ5000332MX	3.3nF	-	-	-				13	33	52			
*SFAJ5000472MX	4.7nF	-	-	1				16	36	55			
*SFAJ5000682MX	6.8nF	-	-	2				19	39	57			
*SFAJ5000103MX	10nF	-	-	4				22	41	60			
*SFAJ5000153MX	15nF	-	-	7				25	44	62			
*SFAJ5000223MX	22nF	-	-	10				29	46	65			
SFAJ5000333MX	33nF	-	-	13				33	48	68			
*SFAJ2000473MX	47nF	-	200	500				-	1	16	35	50	70
SFAJ2000683MX	68nF	-	200	500				-	2	19	39	54	>70
*SFAJ1000104MX	100nF	-	100	250				-	4	22	41	57	>70
*SFAJ0500154MX	150nF	-	50	125	-	7	25	45	60	>70			

# Also rated for operation at 115Vac 400Hz. Self heating will occur - evaluation in situ recommended. \* Recommended values. † Also available in COG/NPO.

**Ordering Information - SFAJC range**

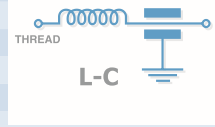
SF	A	J	C	050	0154	M	X	0
Type	Case style	Thread	Electrical configuration	Voltage (dc)	Capacitance in picofarads (pF)	Tolerance	Dielectric	Hardware
Syfer Filter	4.0mm Hex Head	M3	C = C Filter	050 = 50V 100 = 100V 200 = 200V 500 = 500V	First digit is 0. Second and third digits are significant figures of capacitance code. The fourth digit is number of zeros following Example: 0101 = 100pF 0332 = 3300pF	M = ±20% Z = -20+80%	C = COG/NPO X = X7R	0 = Without 1 = With

Note: The addition of a 4-digit numerical suffix code can be used to denote changes to the standard part. Options include for example: change of finish / alternative voltage rating / non-standard intermediate capacitance values / test requirements. Please refer specific requests to the factory.



**Electrical Details**

Electrical Configuration	L-C Filter
Capacitance Measurement	@ 1000hr Point
Current Rating	10A
Insulation Resistance (IR)	10GΩ or 1000ΩF
Temperature Rating	-55°C to +125°C
Ferrite Inductance (Typical)	50nH



**Mechanical Details**

Head (A/F)	4.0mm (0.157")
Nut A/F	4.0mm (0.157")
Washer diameter	6.9mm (0.272")
Mounting Torque	0.25Nm (2.21bf in) max. if using nut 0.15Nm (1.32bf in) max. into tapped hole
Mounting Hole Diameter	3.15mm ±0.1 (0.124" ±0.004")
Max. Panel Thickness	3.2mm (0.126")
Weight (Typical)	0.5g (0.017oz)
Finish	Silver plate on copper undercoat

Product Code	Capacitance (±20%) UOS	Dielectric	Rated Voltage (Vdc)	DWV (Vdc)	Typical No-Load Insertion Loss (dB)					
					0.01MHz	0.1MHz	1MHz	10MHz	100MHz	1GHz
*SFAJL5000100ZC	10pF -20% / +80%	COG/NP0	500#	750	-	-	-	-	-	6
SFAJL5000150ZC	15pF -20% / +80%				-	-	-	-	-	9
SFAJL5000220ZC	22pF -20% / +80%				-	-	-	-	-	12
SFAJL5000330ZC	33pF -20% / +80%				-	-	-	-	1	15
*SFAJL5000470ZC	47pF -20% / +80%				-	-	-	-	2	19
*SFAJL5000680MC	68pF				-	-	-	-	4	20
*SFAJL5000101MC	100pF				-	-	-	-	7	24
SFAJL5000151MC	150pF				-	-	-	-	10	27
*SFAJL5000221MC	220pF				-	-	-	-	12	30
*SFAJL5000331MC	330pF				-	-	-	1	16	34
*SFAJL5000471MX	470pF	†X7R	500#	750	-	-	-	2	19	38
SFAJL5000681MX	680pF				-	-	-	3	22	41
*SFAJL5000102MX	1.0nF	X7R	200	500	-	-	-	6	25	44
SFAJL5000152MX	1.5nF				-	-	-	9	29	48
*SFAJL5000222MX	2.2nF				-	-	-	12	31	51
SFAJL5000332MX	3.3nF				-	-	-	15	35	54
*SFAJL5000472MX	4.7nF				-	-	1	18	39	57
SFAJL5000682MX	6.8nF				-	-	2	21	41	60
*SFAJL5000103MX	10nF				-	-	4	23	43	63
*SFAJL5000153MX	15nF				-	-	7	27	46	66
*SFAJL5000223MX	22nF				-	-	10	30	48	68
SFAJL5000333MX	33nF				-	-	13	34	50	70
*SFAJL2000473MX	47nF		100	250	-	4	22	44	60	>70
SFAJL2000683MX	68nF		50	125	-	7	25	47	62	>70
*SFAJL1000104MX	100nF									
*SFAJL0500154MX	150nF									

# Also rated for operation at 115Vac 400Hz. Self heating will occur - evaluation in situ recommended. \* Recommended values. † Also available in COG/NP0.

**Ordering Information - SFAJL range**

SF	A	J	L	200	0683	M	X	1
Type	Case style	Thread	Electrical configuration	Voltage (dc)	Capacitance in picofarads (pF)	Tolerance	Dielectric	Hardware
Syfer Filter	4.0mm Hex Head	M3	L = L-C Filter	<b>050</b> = 50V <b>100</b> = 100V <b>200</b> = 200V <b>500</b> = 500V	First digit is 0. Second and third digits are significant figures of capacitance code. The fourth digit is number of zeros following Example: <b>0101</b> = 100pF <b>0332</b> = 3300pF	<b>M</b> = ±20% <b>Z</b> = -20+80%	<b>C</b> = COG/NP0 <b>X</b> = X7R	<b>0</b> = Without <b>1</b> = With

Note: The addition of a 4-digit numerical suffix code can be used to denote changes to the standard part. Options include for example: change of finish / alternative voltage rating / non-standard intermediate capacitance values / test requirements. Please refer specific requests to the factory.

## Looking for pricing, stock, or lifecycle information?

Click below to explore more details on WIN SOURCE:

 [View SFAJL5000471MX1 on WIN SOURCE](#)

 [Knowles Syfer](#) Information

## Optimize Your Supply Chain with WIN SOURCE Solutions

-  Global Sourcing Solution
-  Obsolete Management
-  Cost Control Management
-  Shortage Management
-  Alternative Solution
-  Excess Inventory Management