



**THE DATASHEET OF
IXFN180N20**

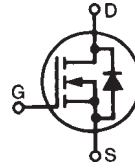


HiPerFET™ Power MOSFET

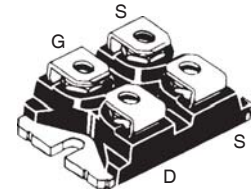
IXFN180N20

$V_{DSS} = 200V$
 $I_{D25} = 180A$
 $R_{DS(on)} \leq 12.5m\Omega$
 $t_{rr} \leq 250ns$

N-Channel Enhancement Mode
Avalanche Rated
Fast Intrinsic Rectifier



miniBLOC
E153432



G = Gate D = Drain
S = Source

Either Source Terminal S can be used as the Source Terminal or the Kelvin Source (Gate Return) Terminal.

| Symbol | Test Conditions | Maximum Ratings | |
|------------|--|-----------------|------------|
| V_{DSS} | $T_J = 25^\circ C$ to $150^\circ C$ | 200 | V |
| V_{DGR} | $T_J = 25^\circ C$ to $150^\circ C$, $R_{GS} = 1M\Omega$ | 200 | V |
| V_{GSS} | Continuous | ± 20 | V |
| V_{GSM} | Transient | ± 30 | V |
| I_{D25} | $T_C = 25^\circ C$ | 180 | A |
| I_{DM} | $T_C = 25^\circ C$, Pulse Width Limited by T_{JM} | 720 | A |
| I_A | $T_C = 25^\circ C$ | 36 | A |
| E_{AS} | $T_C = 25^\circ C$ | 4 | J |
| dv/dt | $I_S \leq I_{DM}$, $V_{DD} \leq V_{DSS}$, $T_J \leq 150^\circ C$ | 5 | V/ns |
| P_D | $T_C = 25^\circ C$ | 700 | W |
| T_J | | -55 ... +150 | $^\circ C$ |
| T_{JM} | | 150 | $^\circ C$ |
| T_{stg} | | -55 ... +150 | $^\circ C$ |
| V_{ISOL} | 50/60 Hz, RMS, $t = 1$ minute | 2500 | V~ |
| | $I_{ISOL} \leq 1mA$, $t = 1s$ | 3000 | V~ |
| M_d | Mounting Torque for Base Plate | 1.5/13 | Nm/lb.in |
| | Terminal Connection Torque | 1.3/11.5 | Nm/lb.in |
| Weight | | 30 | g |

Features

- International Standard Package
- miniBLOC with Aluminum Nitride Isolation
- Avalanche Rated
- Low Package Inductance
- Fast Intrinsic Rectifier
- Low $R_{DS(on)}$ and Q_G

Advantages

- Easy to Mount
- Space Savings

Applications

- DC-DC Converters
- Battery Chargers
- Switch-Mode and Resonant-Mode Power Supplies
- AC Choppers
- Temperature and Lighting Controls

| Symbol | Test Conditions ($T_J = 25^\circ C$ Unless Otherwise Specified) | Characteristic Values | | |
|--------------|---|-----------------------|------|---------------------|
| | | Min. | Typ. | Max. |
| BV_{DSS} | $V_{GS} = 0V$, $I_D = 3mA$ | 200 | | V |
| $V_{GS(th)}$ | $V_{DS} = V_{GS}$, $I_D = 8mA$ | 2.0 | | 4.0 V |
| I_{GSS} | $V_{GS} = \pm 20V$, $V_{DS} = 0V$ | | | ± 200 nA |
| I_{DSS} | $V_{DS} = V_{DSS}$, $V_{GS} = 0V$ $T_J = 125^\circ C$ | | | 100 μA 2 mA |
| $R_{DS(on)}$ | $V_{GS} = 10V$, $I_D = 90A$, Note 1 | | | 12.5 m Ω |

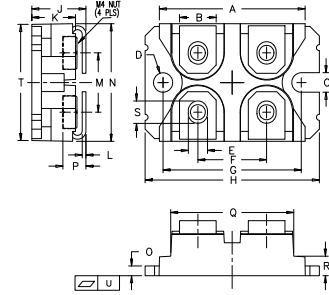
| Symbol | Test Conditions ($T_J = 25^\circ\text{C}$ Unless Otherwise Specified) | Characteristic Values | | |
|--------------|---|-----------------------|------|------------------------|
| | | Min. | Typ. | Max. |
| g_{fs} | $V_{DS} = 15\text{V}, I_D = 60\text{A}$, Note 1 | 90 | 130 | S |
| C_{iss} | $V_{GS} = 0\text{V}, V_{DS} = 25\text{V}, f = 1\text{MHz}$ | | 22 | nF |
| C_{oss} | | | 3800 | pF |
| C_{rss} | | | 600 | pF |
| $t_{d(on)}$ | Resistive Switching Times $V_{GS} = 10\text{V}, V_{DS} = 0.5 \cdot V_{DSS}, I_D = 90\text{A}$ $R_G = 1\Omega$ (External) | | 55 | ns |
| t_r | | | 85 | ns |
| $t_{d(off)}$ | | | 180 | ns |
| t_f | | | 56 | ns |
| $Q_{g(on)}$ | $V_{GS} = 10\text{V}, V_{DS} = 0.5 \cdot V_{DSS}, I_D = 90\text{A}$ | | 660 | nC |
| Q_{gs} | | | 120 | nC |
| Q_{gd} | | | 270 | nC |
| R_{thJC} | | | | 0.18°C/W |
| R_{thCS} | | 0.05 | | $^\circ\text{C/W}$ |

Source-Drain Diode

| Symbol | Test Conditions ($T_J = 25^\circ\text{C}$ Unless Otherwise Specified) | Characteristic Values | | |
|----------|---|-----------------------|------|---------------|
| | | Min. | Typ. | Max. |
| I_S | $V_{GS} = 0\text{V}$ | | | 180 A |
| I_{SM} | Repetitive, Pulse Width Limited by T_{JM} | | | 720 A |
| V_{SD} | $I_F = 100\text{A}, V_{GS} = 0\text{V}$, Note 1 | | | 1.2 V |
| t_{rr} | $I_F = 50\text{A}, -di/dt = 100\text{A}/\mu\text{s}$ $V_R = 100\text{V}, V_{GS} = 0\text{V}$ | | | 250 ns |
| Q_{RM} | | | 1.5 | μC |
| I_{RM} | | | 10 | A |

Note 1. Pulse test, $t \leq 300\mu\text{s}$, duty cycle, $d \leq 2\%$.

SOT-227B (IXFN) Outline



(M4 screws (4x) supplied)

| SYM | INCHES | | MILLIMETERS | |
|-----|--------|-------|-------------|-------|
| | MIN | MAX | MIN | MAX |
| A | 1.240 | 1.255 | 31.50 | 31.88 |
| B | .307 | .323 | 7.80 | 8.20 |
| C | .161 | .169 | 4.09 | 4.29 |
| D | .161 | .169 | 4.09 | 4.29 |
| E | .161 | .169 | 4.09 | 4.29 |
| F | .587 | .595 | 14.91 | 15.11 |
| G | 1.186 | 1.193 | 30.12 | 30.30 |
| H | 1.496 | 1.505 | 38.00 | 38.23 |
| J | .460 | .481 | 11.68 | 12.22 |
| K | .351 | .378 | 8.92 | 9.60 |
| L | .030 | .033 | 0.76 | 0.84 |
| M | .496 | .506 | 12.60 | 12.85 |
| N | .990 | 1.001 | 25.15 | 25.42 |
| O | .078 | .084 | 1.98 | 2.13 |
| P | .195 | .235 | 4.95 | 5.97 |
| Q | 1.045 | 1.059 | 26.54 | 26.90 |
| R | .155 | .174 | 3.94 | 4.42 |
| S | .186 | .191 | 4.72 | 4.85 |
| T | .968 | .987 | 24.59 | 25.07 |
| U | -.002 | .004 | -0.05 | 0.1 |

IXYS Reserves the Right to Change Limits, Test Conditions, and Dimensions.

| | | | | | | | | | | |
|--|-----------|-----------|-----------|-----------|--------------|--------------|--------------|--------------|--------------|-------------|
| IXYS MOSFETs and IGBTs are covered by one or more of the following U.S. patents: | 4,835,592 | 4,931,844 | 5,049,961 | 5,237,481 | 6,162,665 | 6,404,065 B1 | 6,683,344 | 6,727,585 | 7,005,734 B2 | 7,157,338B2 |
| | 4,860,072 | 5,017,508 | 5,063,307 | 5,381,025 | 6,259,123 B1 | 6,534,343 | 6,710,405 B2 | 6,759,692 | 7,063,975 B2 | |
| | 4,881,106 | 5,034,796 | 5,187,117 | 5,486,715 | 6,306,728 B1 | 6,583,505 | 6,710,463 | 6,771,478 B2 | 7,071,537 | |



Disclaimer Notice - Information furnished is believed to be accurate and reliable. However, users should independently evaluate the suitability of and test each product selected for their own applications. Littelfuse products are not designed for, and may not be used in, all applications. Read complete Disclaimer Notice at www.littelfuse.com/disclaimer-electronics.

Looking for pricing, stock, or lifecycle information?

Click below to explore more details on WIN SOURCE:

 [View IXFN180N20 on WIN SOURCE](#)

 [IXYS Information](#)

Optimize Your Supply Chain with WIN SOURCE Solutions

-  Global Sourcing Solution
-  Obsolete Management
-  Cost Control Management
-  Shortage Management
-  Alternative Solution
-  Excess Inventory Management