



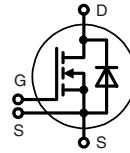
THE DATASHEET OF IXKN40N60C



CoolMOS™ 1) Power MOSFET

N-Channel Enhancement Mode
Low $R_{DS(on)}$, High V_{DSS} MOSFET

Preliminary data

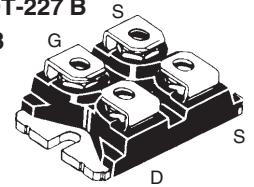


V_{DSS}	I_{D25}	$R_{DS(on)}$
600 V	40 A	70 mΩ

miniBLOC, SOT-227 B



E72873



G = Gate D = Drain S = Source

Either source terminal at miniBLOC can be used as main or kelvin source

MOSFET			
Symbol	Conditions	Maximum Ratings	
V_{DSS}	$T_{VJ} = 25^{\circ}\text{C to } 150^{\circ}\text{C}$	600	V
V_{GS}		±20	V
I_{D25}	$T_C = 25^{\circ}\text{C}$	40	A
I_{D90}	$T_C = 90^{\circ}\text{C}$	27	A
dv/dt	$V_{DS} < V_{DSS}; I_F \leq 47 \text{ A}; di_F/dt \leq 100 \text{ A}/\mu\text{s}$ $T_{VJ} = 150^{\circ}\text{C}$	6	V/ns
E_{AS}	$I_D = 10 \text{ A}; L = 36 \text{ mH}; T_C = 25^{\circ}\text{C}$	1.8	J
E_{AR}	$I_D = 20 \text{ A}; L = 5 \mu\text{H}; T_C = 25^{\circ}\text{C}$	1	mJ

Features

- miniBLOC package
 - Electrically isolated copper base
 - Low coupling capacitance to the heatsink for reduced EMI
 - International standard package SOT-227
 - Easy screw assembly
- fast CoolMOS™ 1) power MOSFET 3rd generation
 - High blocking capability
 - Low on resistance
 - Avalanche rated for unclamped inductive switching (UIS)
 - Low thermal resistance due to reduced chip thickness
- Enhanced total power density

Applications

- Switched mode power supplies (SMPS)
- Uninterruptible power supplies (UPS)
- Power factor correction (PFC)
- Welding
- Inductive heating

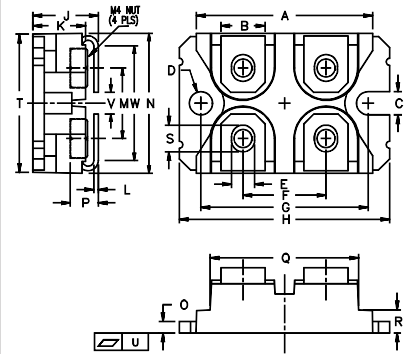
¹⁾ CoolMOS™ is a trademark of Infineon Technologies AG.

Symbol	Conditions	Characteristic Values ($T_{VJ} = 25^{\circ}\text{C}$, unless otherwise specified)		
		min.	typ.	max.
$R_{DS(on)}$	$V_{GS} = 10 \text{ V}; I_D = 0.5 \cdot I_{D25}$		60	70 mΩ
$V_{GS(th)}$	$V_{DS} = 20 \text{ V}; I_D = 2.5 \text{ mA};$	2.1		3.9 V
I_{DSS}	$V_{DS} = V_{DSS}; V_{GS} = 0 \text{ V}; T_{VJ} = 25^{\circ}\text{C}$ $T_{VJ} = 125^{\circ}\text{C}$		50	25 μA μA
I_{GSS}	$V_{GS} = \pm 20 \text{ V}; V_{DS} = 0 \text{ V}$			100 nA
Q_g Q_{gs} Q_{gd}	} $V_{GS} = 10 \text{ V}; V_{DS} = 350 \text{ V}; I_D = 50 \text{ A}$		250	nC
			25	nC
			120	nC
$t_{d(on)}$ t_r $t_{d(off)}$ t_f	} $V_{GS} = 10 \text{ V}; V_{DS} = 380 \text{ V};$ $I_D = 50 \text{ A}; R_G = 1.8 \Omega$		20	ns
			30	ns
			110	ns
			10	ns
V_F	(reverse conduction) $I_F = 20 \text{ A}; V_{GS} = 0 \text{ V}$		0.9	1.1 V
R_{thJC}				0.43 K/W

Component

Symbol	Conditions	Maximum Ratings	
V_{ISOL}	$I_{ISOL} \leq 1 \text{ mA}; 50/60 \text{ Hz}$	2500	V~
T_{VJ}		-40...+150	°C
T_{stg}		-40...+150	°C
M_d	mounting torque	1.5	Nm
	terminal connection torque (M4)	1.5	Nm

Symbol	Conditions	Characteristic Values		
		min.	typ.	max.
R_{thCH}	with heatsink compound		0.05	K/W
Weight			30	g

miniBLOC, SOT-227 B


M4 screws (4x) supplied

Dim.	Millimeter		Inches	
	Min.	Max.	Min.	Max.
A	31.50	31.88	1.240	1.255
B	7.80	8.20	0.307	0.323
C	4.09	4.29	0.161	0.169
D	4.09	4.29	0.161	0.169
E	4.09	4.29	0.161	0.169
F	14.91	15.11	0.587	0.595
G	30.12	30.30	1.186	1.193
H	37.80	38.20	1.489	1.505
J	11.68	12.22	0.460	0.481
K	8.92	9.60	0.351	0.378
L	0.76	0.84	0.030	0.033
M	12.60	12.85	0.496	0.506
N	25.15	25.42	0.990	1.001
O	1.98	2.13	0.078	0.084
P	4.95	5.97	0.195	0.235
Q	26.54	26.90	1.045	1.059
R	3.94	4.42	0.155	0.174
S	4.72	4.85	0.186	0.191
T	24.59	25.07	0.968	0.987
U	-0.05	0.1	-0.002	0.004
V	3.30	4.57	0.130	0.180
W	0.780	0.830	0.031	0.033



Disclaimer Notice - Information furnished is believed to be accurate and reliable. However, users should independently evaluate the suitability of and test each product selected for their own applications. Littelfuse products are not designed for, and may not be used in, all applications. Read complete Disclaimer Notice at www.littelfuse.com/disclaimer-electronics.






Looking for pricing, stock, or lifecycle information?

Click below to explore more details on WIN SOURCE:

 [View IXKN40N60C on WIN SOURCE](#)

 [IXYS Information](#)

Optimize Your Supply Chain with WIN SOURCE Solutions

-  Global Sourcing Solution
-  Obsolete Management
-  Cost Control Management
-  Shortage Management
-  Alternative Solution
-  Excess Inventory Management