



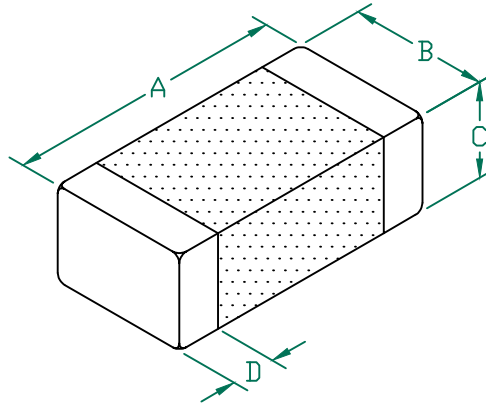
**THE DATASHEET OF  
HZ1206E601R-10**



# HZ1206E601R-10

## PHYSICAL DIMENSIONS:

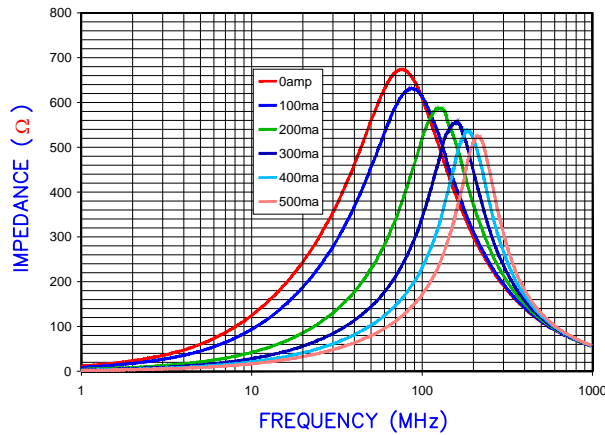
A	3.20 [.126]	+ 0.20 [.008]
B	1.60 [.063]	+ 0.20 [.008]
C	1.10 [.043]	+ 0.20 [.008]
D	0.51 [.020]	+ 0.25 [.010]



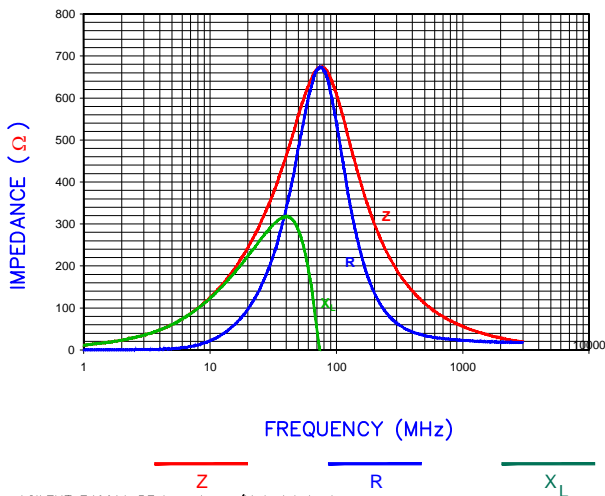
## ELECTRICAL CHARACTERISTICS:

	Z @ 100MHz ( $\Omega$ )	DCR ( $\Omega$ )	Rated Current
Nominal	600		
Minimum	450		
Maximum	750	0.300	500 mA

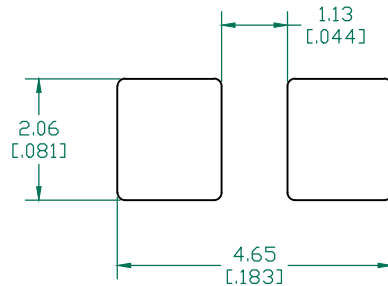
Z vs FREQUENCY  
IMPEDANCE UNDER DC BIAS



|Z|, R, AND X vs. FREQUENCY

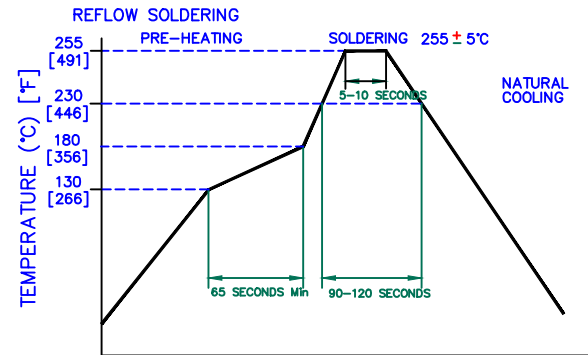


LAND PATTERNS FOR REFLOW SOLDERING



(For wave soldering, add 0.762 [.030] to this dimension)

RECOMMENDED SOLDERING CONDITIONS



DIMENSIONS ARE IN mm [INCHES].



This print is the property of Laird Tech. and is loaned in confidence subject to return upon request and with the understanding that no copies shall be made without the written consent of Laird Tech. All rights to design or invention are reserved.



C	ADD OPERATING TEMPERATURE UPDATE LAIRD LOGO AND REFLOW CURVE	08/05/13	QU	HZ1206E601R-10	REV C	PART TYPE: CO-FIRE	DRAWN BY: TMB
B	UPDATE COMPANY LOGO ADD ROHS	03/25/08	JRK	DATE: 04/03/04	SCALE: NTS	SHEET: 1 of 1	
A	ORIGINAL DRAFT	04/03/04	TMB	GAD #	TOOL # -		
REV	DESCRIPTION	DATE	INT	HZ1206E601R-10-C			

## Looking for pricing, stock, or lifecycle information?

Click below to explore more details on WIN SOURCE:

-  [View HZ1206E601R-10 on WIN SOURCE](#)
-  [Laird-Signal Integrity Products Information](#)

## Optimize Your Supply Chain with WIN SOURCE Solutions

-  Global Sourcing Solution
-  Obsolete Management
-  Cost Control Management
-  Shortage Management
-  Alternative Solution
-  Excess Inventory Management