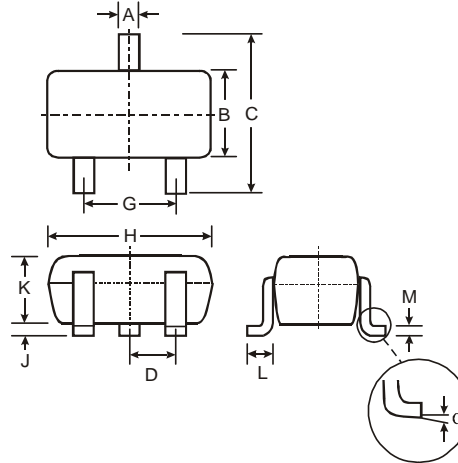


Features

- Epitaxial Planar Die Construction
- Complementary PNP Types Available (DDTA)
- Built-In Biasing Resistors, R1≠R2
- **Lead Free/RoHS Compliant (Note 1)**
- "Green" Device, Note 2 and 3

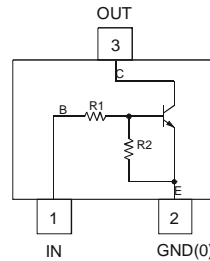
Mechanical Data

- Case: SC-59
- Case Material: Molded Plastic, "Green" Molding Compound, Note 3. UL Flammability Classification Rating 94V-0
- Moisture Sensitivity: Level 1 per J-STD-020C
- Terminals: Solderable per MIL-STD-202, Method 208
- Lead Free Plating (Matte Tin Finish annealed over Copper leadframe).
- Terminal Connections: See Diagram
- Marking Information: See Table Below & Page 5
- Ordering Information: See Page 5
- Weight: 0.006 grams (approximate)

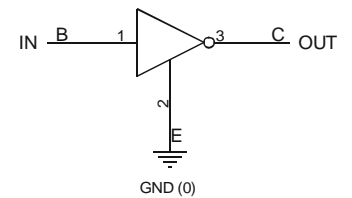


SC-59		
Dim	Min	Max
A	0.35	0.50
B	1.50	1.70
C	2.70	3.00
D	0.95	
G	1.90	
H	2.90	3.10
J	0.013	0.10
K	1.00	1.30
L	0.35	0.55
M	0.10	0.20
α	0°	8°
All Dimensions in mm		

P/N	R1 (NOM)	R2 (NOM)	Type Code
DDTC113ZKA	1KΩ	10KΩ	N02
DDTC123YKA	2.2KΩ	10KΩ	N05
DDTC123JKA	2.2KΩ	47KΩ	N06
DDTC143XKA	4.7KΩ	10KΩ	N09
DDTC143FKA	4.7KΩ	22KΩ	N10
DDTC143ZKA	4.7KΩ	47KΩ	N11
DDTC114YKA	10KΩ	47KΩ	N14
DDTC114WKA	10KΩ	4.7KΩ	N15
DDTC124XKA	22KΩ	47KΩ	N18
DDTC144VKA	47KΩ	10KΩ	N21
DDTC144WKA	47KΩ	22KΩ	N22



Schematic and Pin Configuration



Equivalent Inverter Circuit

- Notes:
1. No purposefully added Lead.
 2. Diodes Inc.'s "Green" policy can be found on our website at http://www.diodes.com/products/lead_free/index.php.
 3. Product manufactured with Date Code 0627 (week 27, 2006) and newer are built with Green Molding Compound. Product manufactured prior to Date Code 0627 are built with Non-Green Molding Compound and may contain Halogens or Sb2O3 Fire Retardants.

Maximum Ratings @ $T_A = 25^\circ\text{C}$ unless otherwise specified

Characteristic	Symbol	Value	Unit
Supply Voltage, (3) to (2)	V_{CC}	50	V
Input Voltage, (1) to (2)	V_{IN}	-5 to +10 -5 to +12 -5 to +12 -7 to +20 -6 to +30 -5 to +30 -6 to +40 -10 to +30 -10 to +40 -15 to +40 -10 to +40	V
Output Current	I_O	100 100 100 100 100 100 70 100 50 30 30	mA
Output Current	All	I_C (Max)	100
Power Dissipation	P_d	200	mW
Thermal Resistance, Junction to Ambient Air (Note 4)	$R_{\theta JA}$	625	$^\circ\text{C}/\text{W}$
Operating and Storage Temperature Range	T_j, T_{STG}	-55 to +150	$^\circ\text{C}$

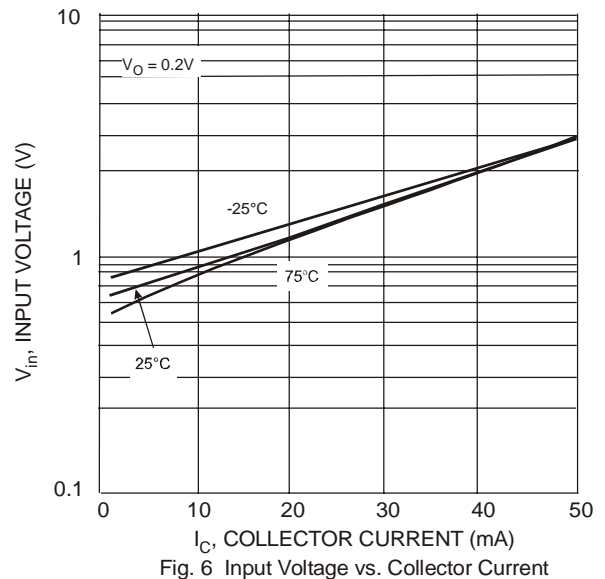
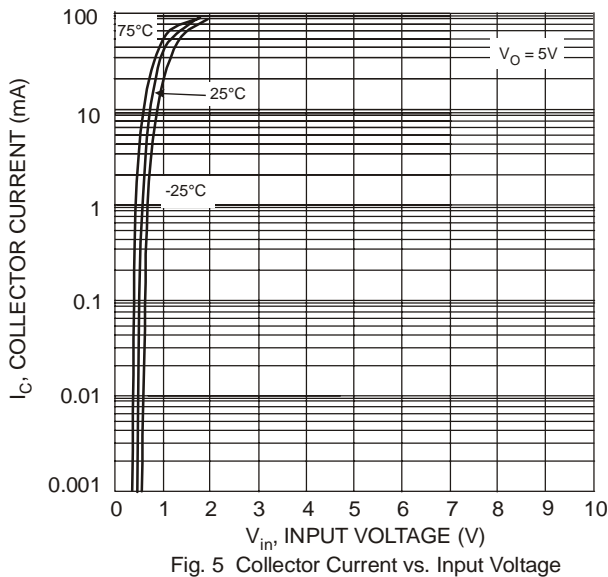
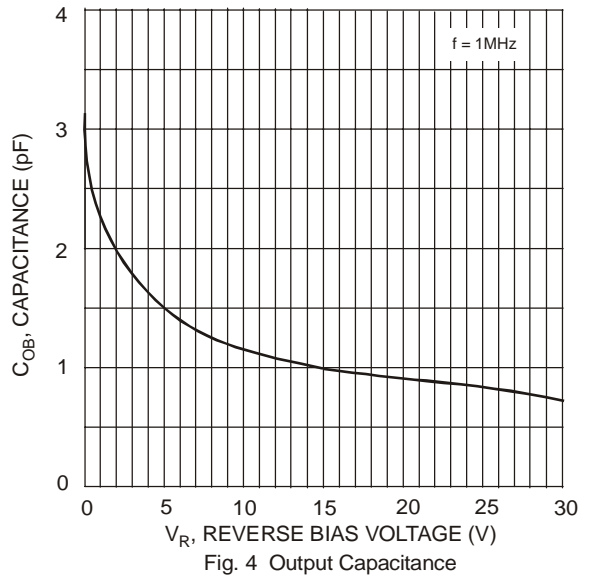
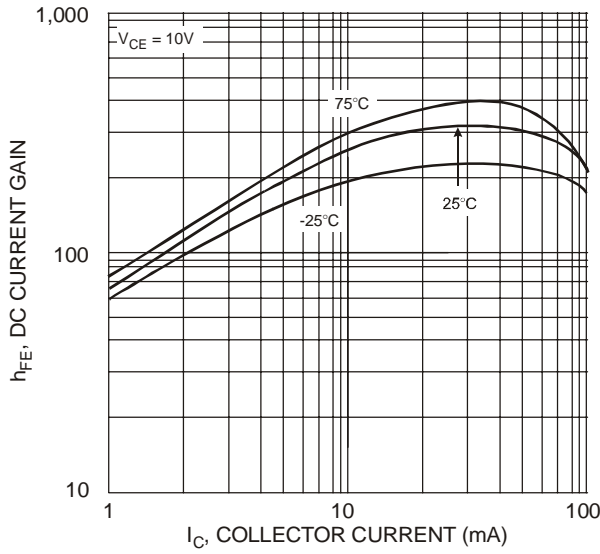
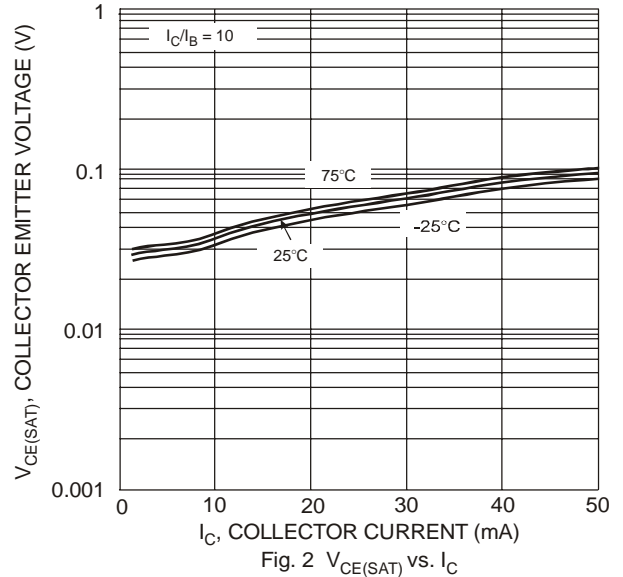
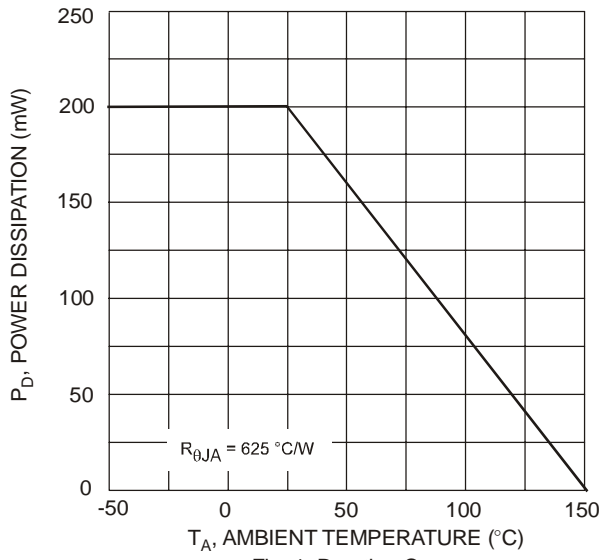
Notes: 4. Mounted on FR4 PC Board with recommended pad layout at <http://www.diodes.com/datasheets/ap02001.pdf>.

Electrical Characteristics @T_A = 25°C unless otherwise specified

Characteristic		Symbol	Min	Typ	Max	Unit	Test Condition	
Input Voltage	DDTC113ZKA DDTC123YKA DDTC123JKA DDTC143XKA DDTC143FKA DDTC143ZKA DDTC114YKA DDTC114WKA DDTC124XKA DDTC144VKA DDTC144WKA	V _{I(off)}	0.3 0.3 0.5 0.3 0.3 0.5 0.3 0.8 0.4 1.0 0.8	—	—	—	V	V _{CC} = 5V, I _O = 100μA
	DDTC113ZKA DDTC123YKA DDTC123JKA DDTC143XKA DDTC143FKA DDTC143ZKA DDTC114YKA DDTC114WKA DDTC124XKA DDTC144VKA DDTC144WKA	V _{I(on)}	—	—	3.0 3.0 1.1 2.5 1.3 1.3 1.4 3.0 2.5 5.0 4.0	—	V	V _O = 0.3V, I _O = 20mA V _O = 0.3V, I _O = 20mA V _O = 0.3V, I _O = 5mA V _O = 0.3V, I _O = 20mA V _O = 0.3V, I _O = 3mA V _O = 0.3V, I _O = 5mA V _O = 0.3V, I _O = 1mA V _O = 0.3V, I _O = 2mA V _O = 0.3V, I _O = 2mA V _O = 0.3V, I _O = 2mA V _O = 0.3V, I _O = 2mA
Output Voltage		V _{O(on)}	—	0.1	0.3	V	I _O /I _I = 5mA/0.25mA DDTC123JKA I _O /I _I = 5mA/0.25mA DDTC143ZKA I _O /I _I = 5mA/0.25mA DDTC114YKA I _O /I _I = 10mA/0.5mA All Others	
Input Current	DDTC113ZKA DDTC123YKA DDTC123JKA DDTC143XKA DDTC143FKA DDTC143ZKA DDTC114YKA DDTC114WKA DDTC124XKA DDTC144VKA DDTC144WKA	I _I	—	—	7.2 3.8 3.6 1.8 1.8 1.8 0.88 0.88 0.36 0.16 0.16	mA	V _I = 5V	
Output Current		I _{O(off)}	—	—	0.5	μA	V _{CC} = 50V, V _I = 0V	
DC Current Gain	DDTC113ZKA DDTC123YKA DDTC123JKA DDTC143XKA DDTC143FKA DDTC143ZKA DDTC114YKA DDTC114WKA DDTC124XKA DDTC144VKA DDTC144WKA	G _I	33 33 80 30 68 80 68 24 68 33 56	—	—	—	V _O = 5V, I _O = 5mA V _O = 5V, I _O = 10mA V _O = 5V, I _O = 10mA V _O = 5V, I _O = 10mA V _O = 5V, I _O = 10mA V _O = 5V, I _O = 10mA V _O = 5V, I _O = 5mA V _O = 5V, I _O = 10mA V _O = 5V, I _O = 5mA V _O = 5V, I _O = 5mA V _O = 5V, I _O = 5mA	
Input Resistor Tolerance		ΔR ₁	-30	—	+30	%	—	
Resistance Ratio Tolerance		ΔR ₂ /R ₁	-20	—	+20	%	—	
Gain-Bandwidth Product*		f _T	—	250	—	MHz	V _{CE} = 10V, I _E = 5mA, f = 100MHz	

* Transistor - For Reference Only

Typical Curves – DDTC123JKA

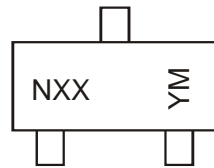


Ordering Information (Note 3 & 5)

Device	Packaging	Shipping
DDTC113ZKA-7-F	SC-59	3000/Tape & Reel
DDTC123YKA-7-F	SC-59	3000/Tape & Reel
DDTC123JKA-7-F	SC-59	3000/Tape & Reel
DDTC143XKA-7-F	SC-59	3000/Tape & Reel
DDTC143FKA-7-F	SC-59	3000/Tape & Reel
DDTC143ZKA-7-F	SC-59	3000/Tape & Reel
DDTC114YKA-7-F	SC-59	3000/Tape & Reel
DDTC114WKA-7-F	SC-59	3000/Tape & Reel
DDTC124XKA-7-F	SC-59	3000/Tape & Reel
DDTC144VKA-7-F	SC-59	3000/Tape & Reel
DDTC144WKA-7-F	SC-59	3000/Tape & Reel

Notes: 5. For packaging details, go to our website at <http://www.diodes.com/datasheets/ap02007.pdf>.

Marking Information



NXX = Product Type Marking Code, See Table on Page 1
 YM = Date Code Marking
 Y = Year ex: T = 2006
 M = Month ex: 9 = September

Date Code Key

Year	2002	2003	2004	2005	2006	2007	2008	2009	2010	2011	2012
Code	N	P	R	S	T	U	V	W	X	Y	Z

Month	Jan	Feb	Mar	Apr	May	Jun	Jul	Aug	Sep	Oct	Nov	Dec
Code	1	2	3	4	5	6	7	8	9	O	N	D

IMPORTANT NOTICE



Diodes Incorporated and its subsidiaries reserve the right to make modifications, enhancements, improvements, corrections or other changes without further notice to any product herein. Diodes Incorporated does not assume any liability arising out of the application or use of any product described herein; neither does it convey any license under its patent rights, nor the rights of others. The user of products in such applications shall assume all risks of such use and will agree to hold Diodes Incorporated and all the companies whose products are represented on our website, harmless against all damages.

LIFE SUPPORT

Diodes Incorporated products are not authorized for use as critical components in life support devices or systems without the expressed written approval of the President of Diodes Incorporated.

Looking for pricing, stock, or lifecycle information?

Click below to explore more details on WIN SOURCE:

-  [View DDTTC144VKA-7-F on WIN SOURCE](#)
-  [Diodes Incorporated Information](#)

Optimize Your Supply Chain with WIN SOURCE Solutions

-  Global Sourcing Solution
-  Obsolete Management
-  Cost Control Management
-  Shortage Management
-  Alternative Solution
-  Excess Inventory Management